



2023 Annual Report

Metropolitan Police Department | WASHINGTON, DC



PAMELA A. SMITH
Chief of Police

WE ARE WASHINGTON DC GOVERNMENT OF THE
DISTRICT OF COLUMBIA
MURIEL BOWSER, MAYOR



MPD Mission

It is the mission of the Metropolitan Police Department to safeguard the District of Columbia and protect its residents and visitors with the highest regard for the sanctity of human life. We will strive at all times to accomplish our mission with a focus on service, integrity, and fairness by upholding our city’s motto: *Justitia Omnibus—Justice for All.*

TABLE OF CONTENTS

4

COMMUNITY POLICING AND PATROLS

6

LEADERSHIP OF THE MPD

8

YEAR IN REVIEW: 2023

12

DATA AND STATISTICS

57

APPENDICES INDEX

For more information, visit us at mpdc.dc.gov

A MESSAGE FROM
The Chief of Police

As I reflect on the year, I am filled with pride and gratitude for the opportunity to lead the men and women of the Metropolitan Police Department (MPD). They are the true standard-bearers of law enforcement excellence, and their commitment to public safety continues to make the District of Columbia a better place to live, work, and visit.

From the patrol officers across our seven police districts to the specialized units, executive leadership, and professional staff, every member of MPD plays an essential role in serving our community. Their work demonstrates a remarkable ability to adapt to the evolving challenges of public safety, and their dedication to going above and beyond makes a lasting impact.

Working collaboratively with our partners in government and law enforcement and taking a whole-of-government approach to policing, we implemented innovative strategies, advanced technologies, and time-tested community policing practices. We have also been fortunate to have the strong support of Mayor Muriel Bowser and the DC Council, whose partnership has been invaluable.

Looking ahead, I am confident that the men and women of MPD will continue to rise to every challenge and exceed expectations. I am proud to lead this exceptional team, and I look forward to the continued progress we will make together for the District of Columbia.



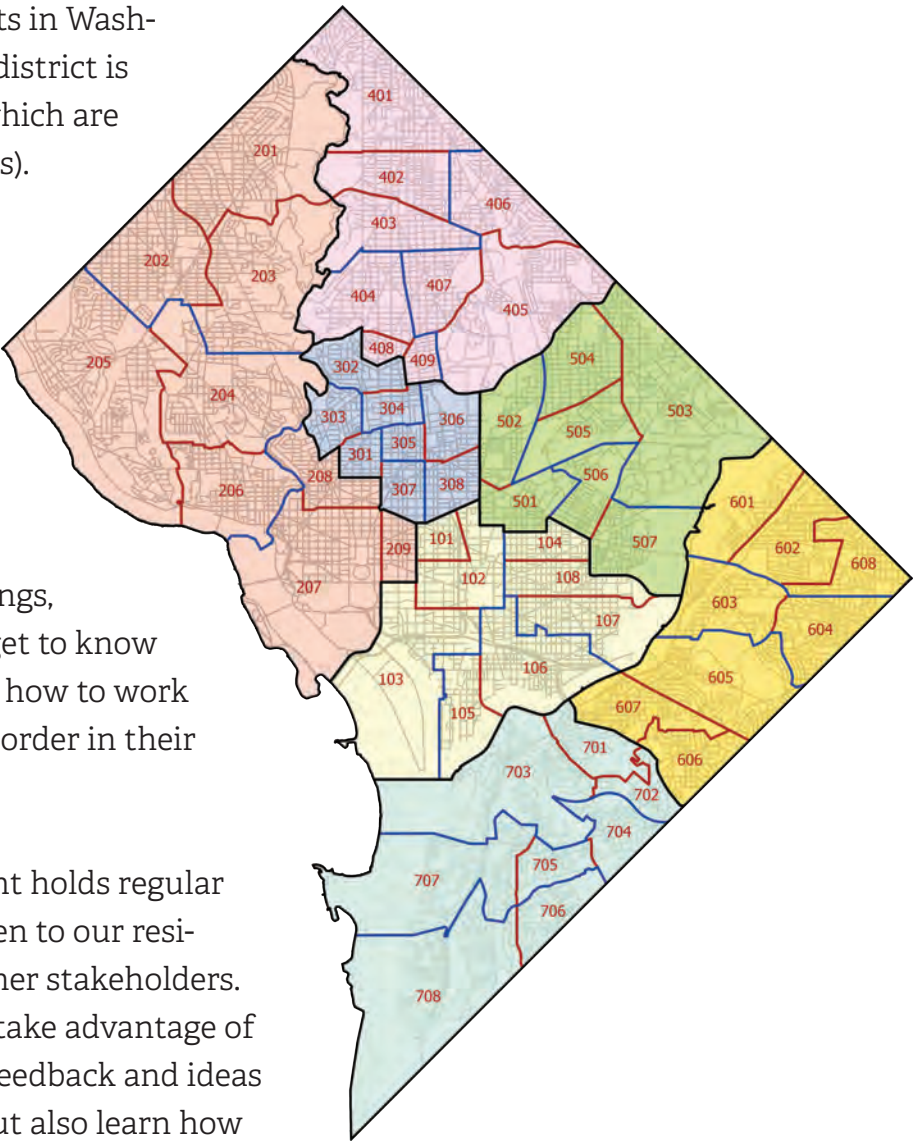
COMMUNITY POLICING
and Police Patrols

About Police Districts and Police Service Areas

There are seven police districts in Washington, DC, and each police district is divided into three sectors, which are groups of Police Service Areas (PSAs). There are a total of 57 PSAs in the District of Columbia. Each police district has between seven and nine PSAs.

Every resident lives in a PSA, and every PSA has a team of assigned police officers and officials. Through regularly scheduled meetings, residents have the opportunity to get to know their PSA team members and learn how to work with them to address crime and disorder in their neighborhoods.

The Metropolitan Police Department holds regular sector or PSA meetings that are open to our residents, business community, and other stakeholders. We encourage our communities to take advantage of the opportunity not only to share feedback and ideas with MPD during these sessions, but also learn how we can all contribute to a safer public safety ecosystem.



LEADERSHIP OF THE

Metropolitan Police Department

(as of December 2023)

EXECUTIVE LEADERSHIP



Pamela A. Smith
Chief of Police



Jeffery Carroll
Executive Assistant
Chief of Police




Leeann Turner
Chief Administrative Officer




Marvin (Ben) Haiman
Chief of Staff




BUREAU CHIEFS




Morgan C. Kane
Assistant Chief
Patrol Services North




Ramey Kyle
Assistant Chief
Patrol Services South




Carlos Heraud
Assistant Chief
Investigative Services Bureau




Leslie Parsons
Assistant Chief
Homeland Security Bureau




Tasha Bryant
Assistant Chief
Internal Affairs Bureau



Andre Wright
Assistant Chief
Youth and Family Engagement Bureau




Stuart Emerman
Assistant Chief
Technical and Analytical Services Bureau




Michael Coligan
Assistant Chief
Professional Development Bureau


COMMANDERS




Colin Hall
Commander
First District




Tatjana Savoy
Commander
Second District




James Boteler, Jr.
Commander
Third District




Nikki Lavenhouse
Commander
Fourth District



Sylvan Altieri
Commander
Fifth District



Darnel Robinson
Commander
Sixth District



LaShay Makal
Commander
Seventh District

Year in Review

For the Metropolitan Police Department (MPD), 2023 was a year of transition and change pointing the way toward transformation—in the strategies, tactics and technologies designed to drive crime down and recruitment up; cultivate productive police–community collaborations; improve public safety; and enhance public confidence in Washington, DC, as a great place to live, work, and visit.

It's working. Police visibility increased across the city, and the new initiatives had a positive impact on crime rates. More illegal guns were seized, applications to join the force rose, and attrition declined. Nightlife in the District's entertainment corridors showed signs of activity, and tourism experienced an uptick.

Relationship-Based Policing

The MPD is dedicated to addressing crime concerns by strengthening relationships with the communities we serve—neighborhoods, advocacy and business groups, and social, cultural, and spiritual organizations.

Our approach is built on core principles: open, honest communication; visible patrols by uniformed officers; honoring commitments; and policing that is effective, fair, and respectful. These building blocks help form the foundation of MPD's mission to "safeguard the District of Columbia and protect its residents and visitors" ... by upholding our city's motto, *Justitia Omnibus* — Justice for All."



Year in Review

MPD elevated its commitment to relationship-based policing with the 2023 appointment of Pamela A. Smith to serve as the Metropolitan Police Department's 34th Chief of Police, and the first African American woman appointed to lead the agency.

A native of Pine Bluff, Ark., Chief Smith has brought to MPD skills and insights gleaned from experience in several of the nation's biggest cities, and an intuitive sense of people that comes from growing up in a small town.

'Policing with Purpose. Serving with Care.'

"I have lived and worked in four major cities in seven different states across the United States throughout my career in law enforcement and public safety," Chief Smith says. "I can tell you that fair and effective policing are important to people everywhere, and that they depend on strong bonds between the police and the people we serve. That's why we are continually working to develop, deepen, and maintain those community relationships."

The sworn and professional members of the MPD prioritize serving with care, building partnerships, identifying solutions to crime concerns, and nurturing future leaders. Our commitment stems from genuine concern for the community, making both protection and connection essential to our service.

2023

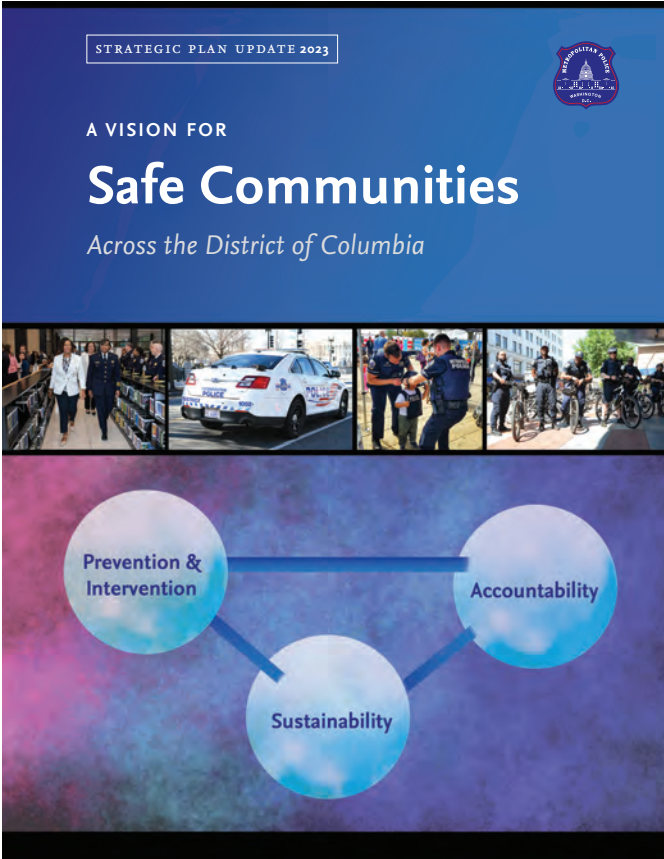
Year in Review

Activity Across All Fronts

The several years before Chief Smith’s appointment as Chief were challenging for police departments nationwide, and MPD was no exception.

Chief Pamela A. Smith acted swiftly to implement new strategies across key areas, shaping the department’s approach through her 2023 Strategic Plan, which introduced new initiatives while strengthening existing efforts, all centered around three core pillars: Prevention & Intervention, Accountability, and Sustainability. Through this vision, MPD continues to adapt, innovate, and build stronger partnerships to better serve the District.

» **Reducing Crime:** Establishing specialized task forces and units to address spikes in violent crime—homicide, robbery, and carjacking—and deploying patrols



to enhance safety in entertainment and commercial districts essential to the city’s economy.

Creating strong connections with young people in the community is a priority for the Metropolitan Police Department.



2023

Year in Review

- » **Connecting with the Community:** Instituting and often leading weekly community safety walks with district commanders, collaborating with historically underserved communities through the Special Liaison Branch, and revitalizing Youth and Faith advisory councils to strengthen community bonds.
- » **Leveraging Technology:** Expanding the citywide closed-circuit camera network and laying the foundation for the Real-Time Crime Center to strengthen the Department’s capabilities and foster a culture of innovation.

- » **Focusing on Member Development and Employee Experience:** Prioritizing training and assessment in communication, conflict resolution, crisis intervention, and de-escalation, critical to officer effectiveness and public trust.

This report highlights several initiatives and innovations MPD undertook in 2023 to address these issues; the inroads we made as a result; and how these steps have equipped the Metropolitan Police Department to meet 2024 and beyond.



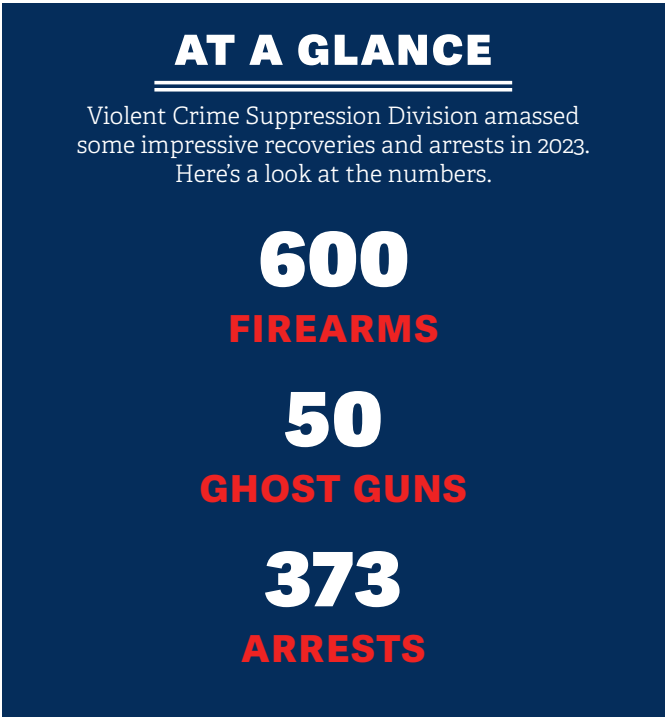
Reducing Crime

The goal of MPD is to decrease crime and increase feelings of safety in all communities. We have worked diligently to address crime concerns across our city in every major category. While there is still work to do, the measures put in place have had a real impact on the residents, visitors, and workers of our nation’s capital.

Many modern police departments have evolved to address the changing needs of society. MPD has launched several new initiatives that leverage technology, our people, and our remarkable partnerships with community organizations, other law enforcement agencies, and government entities. In determining when and where to deploy our resources to have the greatest impact, MPD used a combination of data analysis and input from officers in the field. Initially, MPD looked at historical data related to robberies and carjackings, but the effort was later expanded to include areas experiencing high levels of other types of violent crime, namely shootings and homicides.

Violent Crime Reduction

The Violent Crime Reduction Partnership program began January 29, 2023, and was built on lessons learned from the Homicide Reduction Partnership in 2022, strategies of past Summer and Fall Crime Prevention Initiatives, as well as other evidence-based best practices. These strategies include fo-



cused enforcement, focused deterrence, and community engagement.

Three locations were identified for this initiative — two in Patrol Services North and one in Patrol Services South. These locations were selected because they had elevated levels of violent crime and disorder that required a multiagency response.

Gun Violence Investigations

Most of DC’s gun violence is driven by a relatively small group of people. MPD’s Violent Crime Suppression Division (VCSD) focuses on these individuals, making a significant impact on overall violence in the District. The VCB partners with federal agencies, including the FBI, DEA, and ATF

to tackle hot spots and keep our streets safe.

In 2023, VCSD had 165 members and agency partners who staffed 12 different units, all focused on addressing violent crime concerns in different ways.

The Violent Crime Impact Team (VCIT) employs multi-agency resources and an intelligence-led methodology to help investigate the source of violent crime. In addition to numerous arrests and indictments, special investigations led to the recovery of drugs, weapons and vehicles.

In one particularly impactful operation, they conducted over 70 controlled purchases of illegal drugs, utilized multiple covert cameras, reviewed thousands of hours of video, and served a large volume of search warrants and subpoenas to gather evidence against an entire crew. As a result, they recovered 301 grams of cocaine, 484 grams of fentanyl, 549 pounds of marijuana and 34 firearms.

MPD continues to need the community’s help to get illegal guns off our streets. To show just how crucial tips from the community about illegal guns really are, MPD increased the reward amounts. A member of the public who provides a tip leading to an arrest and seizure of an illegal gun will be eligible for a minimum cash reward of \$1,000

and up to \$2,500. In addition, tips leading to the arrest and seizure of “ghost guns” or a firearm equipped with an automatic conversion device are eligible for an additional reward of up to \$5,000.

Carjacking Task Force

The Carjacking Task Force (CJTF) investigated over 1,300 offenses in the District of Columbia in 2023, going beyond carjacking and auto theft offenses to investigate pattern robberies, bank robberies, establishment robberies, and kidnappings.

In early 2023, the CJTF investigated a series of carjacking and robbery offenses that occurred throughout the city. By mid-June 2023, the Task Force was able to arrest three of the suspects, closing 46 offenses. Those three arrestees were responsible for numerous similar offenses in Prince George’s County, MD, which borders the District. Working collaboratively, the CJTF and their law enforcement partners were able to link several other cases to the three offenders.

The CJTF also investigated several armed carjacking offenses that were traced to a common address. These investigations were spearheaded by the Task Force and Violent Crime Suppression Division (VCSD), yielding the closure of seven armed carjackings and several arrests of those involved in the sales of vehicles taken in the carjackings.

Reducing Crime

OF NOTE

The Carjacking Task Force's work has resulted in:

172

CARJACKING ARRESTS

Sixty-three percent involved juveniles

156

INCIDENTS CONNECTED

These offenses can be traced back to just 28 offenders, all of whom were arrested

10

TITLE 16 JUVENILES

Of the 110 juveniles arrested citywide in 2023, ten were charged as adults

Operation ATLAS

Operation ATLAS — Action Teams Leaving Areas Safer — deploys highly visible police teams around the city in the evenings based on recent crime trends to enhance the District's safety. The operation is focused on reducing fear, disrupting crime, arresting violators, increasing traffic safety, and enhancing quality of life.

By bringing a highly visible presence to neighborhoods, patrols can saturate violent crime areas, enforce traffic safety, and pay close attention to quality-of-life issues and community engagement.

Nightlife Task Force

The Multi-Agency Nightlife Task Force was formed to address crime and other public safety issues in three prime nightlife corridors: Connecticut Avenue, NW, U Street, NW, and H Street, NE.

The mission of the task force is to provide a comprehensive, coordinated government response to ensure the safety of the public in these popular corridors during the peak hours. MPD and other city partners worked together to address challenges such as public operation of ATVs, instances of double and triple parking, traffic congestion, and enthusiastic revelers carrying the nightlife into residential areas.

Additionally, the task force identified operational gaps to ensure appropriate staffing and funding proposals and created a plan to effectively convey the scope and scale of our public safety efforts to various community stakeholders to ensure that they not only are safe but also feel safe.

Following its success in the first year of operation, MPD and its task force partners collectively agreed to reimagine the Nightlife Task Force for 2023, further leveraging enforcement in a coordinated and cohesive manner to enhance the effectiveness of public safety measures.

OF NOTE

From December 1 to 31, 2023, violent crime decreased by **22 percent**, which was a reduction of **56 violent offenses** when compared to the prior 31 days. Furthermore, Operation ATLAS resulted in:

112

ARRESTS MADE

37

GUNS RECOVERED

21

VEHICLES RECOVERED

510

NOIs ISSUED

These efforts have helped create a safer environment in popular corridors, ensuring that nightlife activities are enjoyable while respecting the needs and concerns of the surrounding community.

MPD's Traffic Safety Compliance Checkpoints

As the District of Columbia continues to work towards eliminating all fatal and serious injury crashes through the citywide **Vision Zero Initiative**, MPD focused on mak-

ing sure drivers stay safe while on the roads and addressing drivers who put others at risk.

Over the course of 2023, MPD regularly assigned officers to focus solely on traffic enforcement and drivers who are under the influence, distracted, or driving in an unsafe manner. Conducting high-visibility Traffic Safely Compliance Checkpoints at various hours promoted public safety by taking impaired drivers off the road.



Auto Theft Prevention

Members of the Metropolitan Police Department are constantly looking for innovative ways to address public safety concerns in the District of Columbia. As part of MPD's broader efforts to reduce the theft of vehicles and deter future criminal activity, MPD began distributing free tracking tags to residents who live in parts of the First, Fifth, Sixth and Seventh Police Districts. One of MPD's very own officers had the idea of using AirTag and Tile trackers and proposed it to Chief Smith.

Installing tracking tags in vehicles has helped support MPD in combatting crime by assisting in locating and recovering stolen

Reducing Crime

vehicles and holding those responsible accountable.

MPD completed two phases of the AirTag and Tile Tracking Device Program in 2023.

During the distributions, MPD’s Community Outreach Officers installed the devices into residents’ vehicles and helped set up the tracking tag on their mobile devices.

Working together to proactively prevent crime, MPD and Mayor Muriel Bowser announced a free steering wheel lock program

to eligible DC residents who own Kia and Hyundai automobiles.

The steering wheel locks were given to qualified residents on a first-come, first-served basis. The partnership with Kia and Hyundai corporations came after an illicit social media challenge that encouraged stealing these types of cars led to a substantial increase in Kia and Hyundai car thefts.



Connecting with the Community

In 2023, MPD continued to build stronger bonds in our community, ensuring that the voices of our residents are represented in our policy and training development. MPD recognizes the importance of meeting our communities where they are at, because we can’t serve the people of the District effectively if we do not understand their needs and concerns.

The District of Columbia encompasses a wide variety of communities, each with its own lifestyle, customs, distinctive culture, and its own unique challenges. Members of the community continue to get involved in new and meaningful ways that strengthen MPD and the city.

MPD officers worked tirelessly to improve safety and enhance trust within our communities through several strategies. We are focusing on our neighborhoods to make our streets safer.

Weekly Community Walks Throughout the District

To proactively engage with District residents and community partners, beginning in July 2023, each district hosted one community safety walk per week, providing an impactful opportunity for district commanders and their teams to hear directly from their communities about specific safety concerns. Chief of Police Pamela A. Smith pledged to

hold “52 Weeks of Community Safety Walks” as part of her strategic plan, with the district commanders leading the campaign.



When police and community members walk through a community together, they have an opportunity to identify challenges and possible solutions together, strengthening these partnerships.

A True “Partner in Crime”

Originally named the DC Police Fund, the Washington DC Police Foundation (DCPF) was formally established in 2007 to make DC a safer place to live, work, and visit. The DCPF supports the Metropolitan Police Department’s efforts that focus on vulnerable children and neighborhoods with proactive preemptive programs working hand in hand with the community.



Because modern policing requires more sophisticated training and equipment, the DC

Connecting with the Community

Police Foundation also assists with the acquisition of more effective technologies. Over the years, the Foundation has:

- » Funded year-round mentoring and intervention programs and summer camps for at-risk city youth.
- » Spearheaded the effort to create the MPD Tactical Training Center facility.
- » Supported the MPD Family Fun Day and Law Enforcement Awards Ceremony.
- » Coordinated annual holiday shopping events with officers and youth through the Shop with a Cop and Heroes and Helpers events.
- » Educated fifth graders about public safety issues and possible careers in law enforcement through the Junior Cadet Program.
- » Helped MPD deter youth violence in the city through the Youth Creating Change program (see page 19), which identifies at-risk youth to engage in leadership-building activities and projects with officers from the Youth Intervention and Prevention Unit.
- » Donated a bloodhound puppy, “Bubba,” to the MPD K-9 Unit.

Come Along for the Ride

MPD’s **Police Ride-Along Program** is a public education program that allows residents to accompany officers as they perform their duties. The program is open to all districts and all shifts.

In addition to enhancing transparency between the Department and public, the Ride-Along Program allows community members to see first-hand what it is like to be a police officer at MPD.

MPD prides itself on being a professional and progressive department that provides the highest quality of service to the residents and visitors of the District of Columbia. In 2023, MPD hosted over 1,109 ride-alongs across all seven districts.

Faith Advisory Council Brings New Perspective

Faith-based organizations play a pivotal role in creating and strengthening community bonds. In addition to providing spiritual guidance, these institutions often support advocacy work for their congregations and supply essential goods and services to people in need. The Faith Advisory Council (FAC) is one of Chief Smith’s strategic initiatives to create a safer community.

“As a minister, I have always seen the value of incorporating my faith into my professional

life,” said Chief Smith. “It inspires all the work I do.”

On December 7, 2023, the Metropolitan Police Department hosted its inaugural meeting of the FAC at the National Cathedral in Northwest DC. There, clergy and faith leaders from across the city joined together to discuss ways to address community safety concerns by directly establishing and fostering partnerships and collaborations with the MPD and local faith-based organizations.

During these quarterly meetings, leaders shared concerns and viewpoints from their communities and form committees focused on addressing public safety and wellness concerns that affect them directly.

Connecting with Kids: Youth and Family Engagement

The MPD is committed to connecting with young people throughout the District of Columbia by removing negative perceptions of police officers, preventing youth recidivism by offering positive alternative activities and offering a variety of support programs.

The **Youth and Family Engagement Division** coordinates youth and community



outreach, engagement, intervention, and prevention programming. This team works to bridge the gap between youth and police to change young people’s perceptions of law enforcement. Team members host activities to engage youth throughout the city and inspire their creativity, enhance their self-esteem, and serve as role models and mentors:

- » **Youth Creating Change (YCC)** — An innovative youth development and public safety program aimed at decreasing youth violence and developing positive civic leadership skills. Two 13-week sessions, ages 15–18.
- » **Reaching New Heights (RNH)** — A partnership among parents, youth, schools, and law enforcement to provide a structured environment for youth to develop

Connecting with the Community

- their social skills and confidence. Three seven-week sessions, ages 10–14.
- » **Summer Youth Academy** — An engaging and fun prevention and intervention program designed to provide boys and girls ages 8–13 with social skills, self-esteem, teamwork and leadership skills, and respect for the law during the summer months.
 - » **Hype It Up/Honeybees** — Mentoring programs for young men and women to help build confidence, social and emotional skills, and provide them with positive engagement with business professionals and law enforcement officers. Two 8-week sessions, ages 14–18.
 - » **Monitoring & Accountability Program (MAP)** — This intensive year-round intervention and prevention program gives outreach officers access to perform periodic structured check-ins with youth to reinforce positive behavior, redirect problematic behavior, and promote scholastic and social success.
 - » **Junior Police Academy (JPA)** — A six-week summer enrichment academy that gives the District’s Summer Youth Employment Program participants an opportunity to learn more about how a police department operates.
- » **Students Taking Another Route to Success (STARS)** — Also a six-week summer enrichment program that gives the District’s Summer Youth Employment Program participants who had frequent negative contacts with law enforcement an opportunity to develop respectful and meaningful relationships with law enforcement officers.
 - » **The Recidivist Unit** — Focuses on three core elements: (1) Target people who are most likely to re-offend; (2) Use practices rooted in the latest research on what works to reduce recidivism; and (3) Regularly review program quality and evaluate how closely the program adheres to its established model.
- The Recidivist Unit created GOAL (“Guidance and Opportunities to Adolescents for Life”), a youth mentorship program designed to engage court-involved youth ages 8–17 and directed primarily to first-time offenders and juvenile recidivists. The Recidivist Unit works with both the Department of Youth Rehabilitative Services and Court Social Services to support these efforts. GOAL activities include:
- ⦿ “Think Like a Queen” Career Day
 - ⦿ Basketball games
 - ⦿ Mentorship lunches

Supporting Underserved Communities
In 2023, the Special Liaison Branch (SLB) enhanced its commitment to community policing through dynamic outreach and engagement with the city’s historically underserved communities. Building upon its two-decade legacy of connecting with diverse groups, including the LGBTQ+, Latino, Asian, Deaf and Hard of Hearing, African, and interfaith communities, SLB continued to provide services aligned to their distinctive needs and concerns.

SLB’s core members and affiliate officers, who have undergone specialized training in diversity and community issues, continue to make significant contributions. They provide coordinated support, information, and training through the Liaison Units, reinforcing progressive training, policies, and procedures department-wide. Their efforts in outreach, victim support, and educational sessions have been instrumental



in enhancing reporting of bias-motivated crimes and fostering a culture of tolerance and safety.

Community Engagement Academy: A Peek into Law Enforcement
A key component of MPD’s policing strategy focuses on building strong partnerships and trust with the community. Launched in 2015, the Community Engagement Academy (CEA) gives community members a first-hand look at police operations. In this eight-week program, the Department gives participants an inside look at the positive aspects and challenges that confront officers each day.

In 2023, MPD hosted four cohorts that spent

BY THE NUMBERS

The Community Engagement Academy continued its success in 2023 with:

4

CEA COHORTS

140

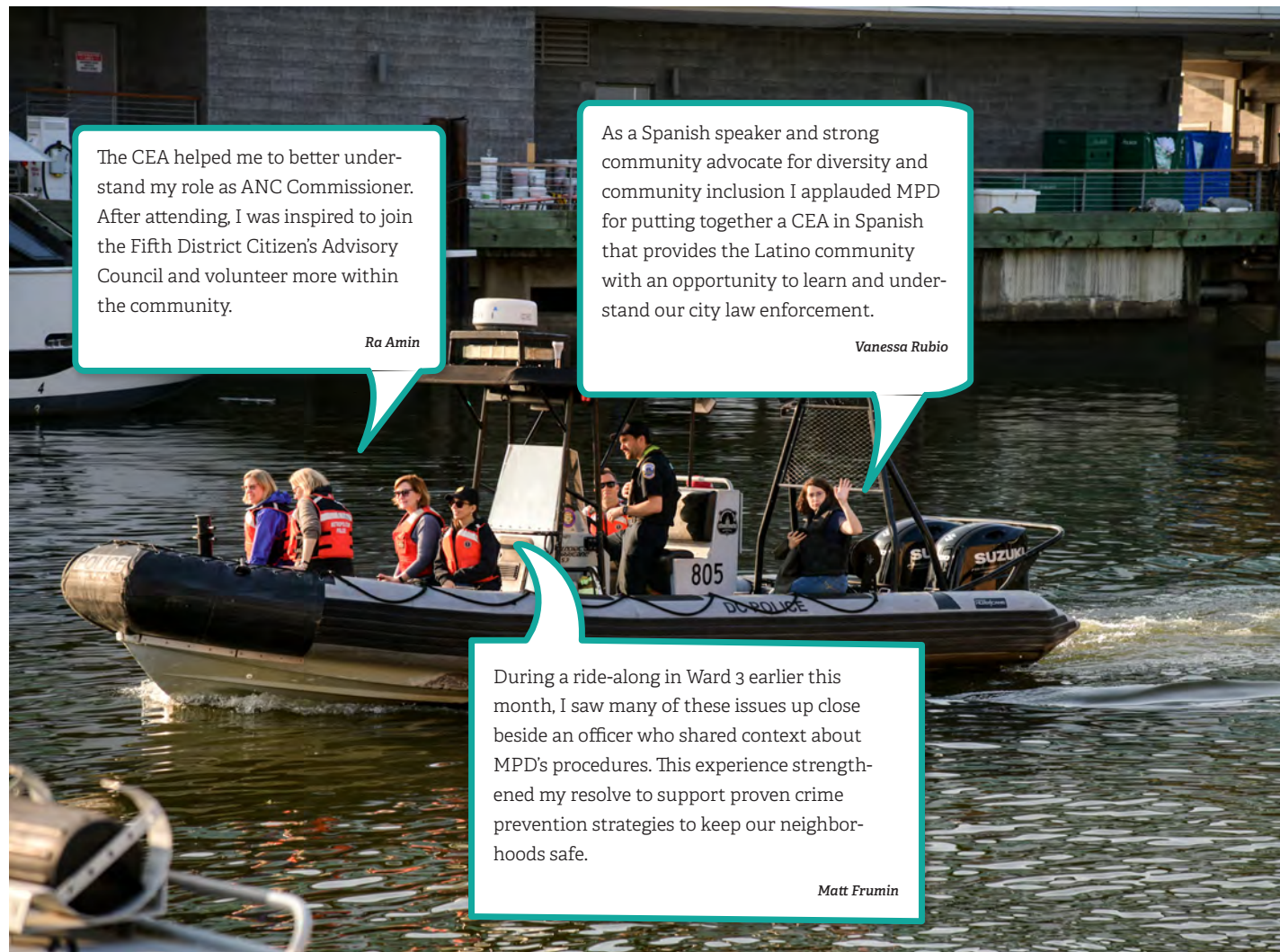
CEA PARTICIPANTS

60

CEA PARTICIPANTS (SPANISH)

100+

RIDE-ALONGS



The CEA helped me to better understand my role as ANC Commissioner. After attending, I was inspired to join the Fifth District Citizen's Advisory Council and volunteer more within the community.

Ra Amin

As a Spanish speaker and strong community advocate for diversity and community inclusion I applauded MPD for putting together a CEA in Spanish that provides the Latino community with an opportunity to learn and understand our city law enforcement.


Vanessa Rubio

During a ride-along in Ward 3 earlier this month, I saw many of these issues up close beside an officer who shared context about MPD's procedures. This experience strengthened my resolve to support proven crime prevention strategies to keep our neighborhoods safe.

Matt Frumin

several weeks learning about MPD's daily operations. Activities included a police station tour, a robust panel discussion with patrol officers and a visit to the Metropolitan Police Academy, where participants were invited to test their skills on MPD's de-escalation and use of force simulator.

In Summer 2023, MPD conducted its first-ever program exclusively in Spanish, leveraging the Mayor's Office of Latino Affairs and the MPD's bilingual Latino members to provide an intimate and be-



hind-the-scenes view of law enforcement in the District. The program resumes in FY24 with plans to host spring, summer, and fall cohorts. MPD will continue to expand the program to new audiences including the Deaf and Hard of Hearing community and new options for community members who have limited English proficiency.

Marching Along with DC Pipes & Drums

Pipes and drums have been a revered presence in police depart-

Connecting with the Community

ments across the nation. The combination of instruments deepens the dignity of solemn occasions and evokes feelings of celebration and joy. Members of MPD formed DC Police Pipes and Drums in 2008 to provide support and assistance at law enforcement events throughout the DMV.

It takes a lot of commitment to be a member of the DC Police Pipes and Drums. Each member needs to practice their instrument daily and attend band rehearsals weekly throughout the year. Only after a year of working with the band will a new member earn their DC Police Pipes and Drums uniform.

There are currently eight sworn members in the DC Police Pipes and Drums, including six MPD members as well as one officer from the US Capitol Police and one officer from the US Park Police.

Reserve Corps: Volunteers Making a Difference on the Street

Founded in 1951, the Reserve Corps is composed of Reserve Police Officers who volunteer at least 24 hours every month. Reserve officers serve in every police district and in specialized units such as the Special Operations Division.

In 2023, members of the Reserve Corps volunteered 31,020 hours, which is equivalent to

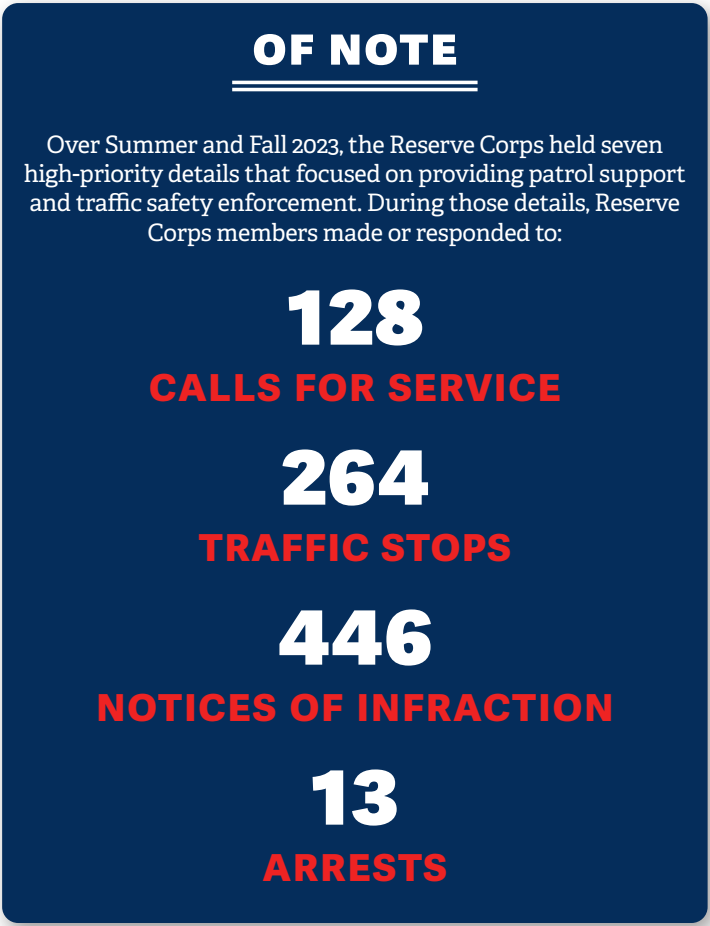
a monetary contribution of \$1,582,020 (calculated at \$51 per hour, the hourly pay and benefits that a career officer receives). During the summer and fall of 2023, the Reserve Corps held multiple high-priority patrol and traffic safety enforcement details in the First, Second, Third, Fourth and Fifth Districts.

Additionally, reserve officers assisted the Special Operations Division with 14 Traffic Safety Compliance Checkpoints. Reserve officers receive the same training that MPD career officers receive; they just complete the academy during the evening and on weekends and serve in a volunteer capacity. The contributions of these members go beyond the hours worked and monetary value of that time. Like career officers, these members are saving lives, protecting the community, and making DC streets safer.



In 2023 alone, one reserve officer was presented with the lifesaving medal for rendering life-saving first aid to a gunshot victim in the First District, eight members received commendations from their supervisors and five firearms were recovered by reserve officers. Additionally, ten Reserve officers were certified in Standardized Field

Sobriety Testing (SFST) and 12 were certified in Light Detection and Ranging (LIDAR). The Reserve Corps is looking forward to even more successes in 2024. The first Reserve Corps recruit class for the year started their academy training in January with 11 new recruits, and in Spring 2024, the Reserve Corps will launch their biggest campaign yet to attract new recruits to the Department.



Leveraging Technology

The Metropolitan Police Department is committed to leveraging innovation to better serve both its members and the community. By incorporating new and innovative solutions, improving responsiveness, and fostering collaboration, MPD sets a precedent for modern, effective, and community-oriented policing in the digital age.

Improving Responsiveness and Streamlining Investigations

In 2023, MPD made significant strides in utilizing technology to enhance support for victims and survivors, as well as streamlining the investigation process. Investigators now use an automated messaging system to communicate vital case information and available resources. The system was employed to reach crime victims through text messaging and email, thereby keeping emergency lines open.

This approach ensures survivors stay continually informed about the status of their cases in real-time, promoting transparency and support. Another addition to the Department's array of tech resources significantly reduces the manual review of data, improving investigators' ability to uncover leads and analyze digital evidence efficiently. This software processes evidence to help members identify case connections and suspect relationships more quickly, leading to faster case closures.

Finally, a new application now used by the Violent Crime Suppression Division gives investigators the ability to comprehensively analyze historical phone and social media data. This application aids in processing complex data, contributing to faster case resolution and fostering collaboration among investigators.

MPD's New Real-Time Crime Center

Mayor Bowser and Chief Smith announced the Metropolitan Police Department's new Real-Time Crime Center (RTCC) in 2023, a dedicated space staffed 24/7 with personnel responsible for monitoring and responding to criminal activities as they occur. The center will be staffed with skilled investigative personnel, both sworn and professional staff, as well as local, regional, and federal law enforcement agency partners.

The state-of-the-art RTCC will assist patrol officers on the scene of critical incidents. The center will collect and analyze data from various sources, such as CCTV cameras and emergency calls, to enhance situational awareness, facilitate quick decision-making, and improve the overall efficiency of crime prevention and response efforts.

Focusing on Member Development and Employee Experience

MPD knows it is important for all our members, sworn and professional staff, to feel engaged and cared for. By meeting the needs of our staff, we can better equip them to focus on their duties, knowing the Department values and cares about them and wants them to be healthy and well. That is why MPD makes sure our staff has the support needed for their physical, mental, financial, social, and intellectual health.

First Chief People Officer

Recognizing the need for a professional change agent to proactively address organizational effectiveness issues and guide the formation of an engagement culture that helps attract and retain top-performing talent, MPD announced the appointment of the agency's first Chief People Officer (CPO). The MPD's CPO works closely with MPD leadership to oversee the Department's human capital strategy, anticipate personnel needs, provide strategic advice to executive leadership and senior management officials on workforce-related issues, and coordinate initiatives aimed at optimizing the employee experience.

Embracing the Role of Women in Law Enforcement

Supporting the 30 x 30 initiative has been a key initiative of the Metropolitan Police Department since March 2022, when the agency took the 30 x 30 Pledge to increase the representation of women in police department

recruit classes to 30 percent by 2030, and to ensure police policies and culture support the success of women officers throughout their careers.

Nationwide, women make up approximately 12 percent of sworn police officers and 3 percent of police leadership. Currently, Washington, DC, is ahead of the national average, with women making up 23 percent of MPD's sworn officers. Still, the Department remains focused on hiring more women to ensure MPD reflects and represents the community. MPD's Chief People Officer serves as the Department's equity strategist, helping create opportunities to define, assess, and promote diversity and inclusion initiatives within and across all MPD offices, bureaus, and divisions.

Additionally, MPD continues to review internal practices such as discipline, use-of-force reviews, promotional processes, and selections for special assignments to ensure all members are treated fairly.


Diversity, Equity, and Inclusion

Since its inception in 2022, the Diversity, Equity, and Inclusion office (DEI) has given members numerous opportunities to be seen, heard, valued and understood, providing our sworn and professional members new ways to bring innovative solutions to

the table as they interact with our diverse community.

In an effort to strengthen communications with members in 2023, DEI launched an internal webpage to share resources and inform members of upcoming events. It also created a quarterly newsletter, which began in July. Articles in the newsletters introduced members of the Chaplain Corps, highlighted the wonderful work of the Deaf and Hard of Hearing Unit, and interviewed a Hispanic member of the Cadet Corps in recognition of Hispanic Heritage Month.

The DEI team conducted a listening tour across the MPD, hearing from over 1,500 members. Thanks to the feedback from this campaign, DEI is building out new initiatives and programs that will support its members of the Department. These tours included Commander and Director/Inspector Roundtable meetings where action plans for improvement were outlined in the districts and units. A host of DEI Champions were welcomed to serve as "boots on the ground ambassadors," along with Allies for Inclusion



Diversity. Equity. Inclusion.

to provide accountability and offer insight on areas of improvement.

We also routinely conducted DEI

training for recruit classes and promotional training classes with a focus on DEI terms, introduction of recently recognized areas of focus such as microaggressions, unconscious bias and real-life role-playing scenarios.

Building a Legion of Leaders through the DC Police Leadership Academy

The Metropolitan Police Department is one of the most diverse police departments serving in one of the most visited — and visible — cities in the world. Policing in the nation's capital provides a rich backdrop for developing leadership skills that can be applied and used within law enforcement agencies around the world. The dynamic mix of residents — from native Washingtonians, students, and commuters to tourists and business travelers — provides a unique public safety environment for our future leaders in public safety to learn from others.

The inaugural cohort of the **DC Police Leadership Academy** commenced in January 2023. The three-week program, broken into two sessions, comprised of approximately 70 participants from across the US and included representatives from Germany, Canada, Netherlands, and England. This diverse group of rising leaders engaged in shaping the



Focusing on Member Development and Employee Experience

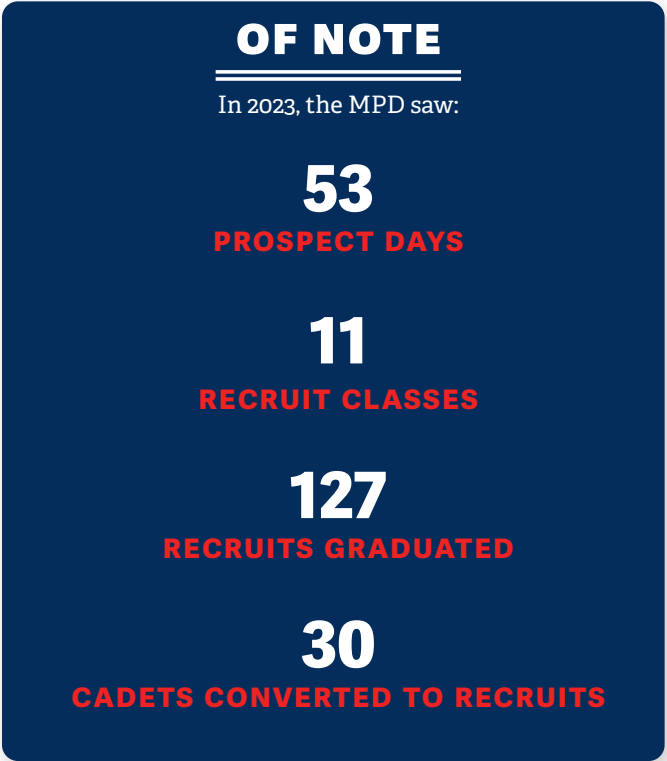
future of our great profession by developing their personal leadership abilities through several hands-on avenues of study.

The Leadership Academy was awarded the Webber-Seavey Award in October 2023, by the International Association of Chiefs of Police for being an exceptional program that serves as a blueprint to help others develop and strengthen their agencies.

Recruiting and Professional Development

The **Recruiting Unit** worked closely with the **Strategic Engagement Office (SEO)** in 2023 to launch a marketing campaign that included compelling digital, video, and streaming audio and television advertisements, combined under a single theme: Find your why with MPD.

In addition to these efforts, the SEO overhauled the application process for MPD Prospect Day, ensuring a more professional and user-friendly experience for prospective applicants.



Recognized as a trailblazer in police officer recruitment marketing, the SEO team earned invitations to speak at national conferences and collaborate with police departments nationwide to share best practices and enhance recruitment strategies.

In 2023, MPD revamped its recruitment strategies to focus on expanding its presence across the nation. Spearheaded by a team of five full-time recruiters, the Department intensified its in-person outreach across the East Coast, attending job fairs and visiting military bases and colleges.

To ensure MPD maintains a competitive advantage when it comes to recruiting the

best candidates, the Department began offering new officers a \$25,000 hiring bonus. Recruit officers now receive \$15,000 when they begin their academy training, and upon graduation from the Police Academy, receive an additional \$10,000.

Training for the Future

Another important investment that MPD has made in our members is providing opportunities for them to develop and hone their skills. MPD has taken steps to ensure our members receive the best training possible to remain at

the top of their disciplines; are supported in their daily work; and are able to thrive in their personal and professional journeys.

MPD has invested in our current and future leaders with new leadership training programs, including the DC Police Leadership Academy and the Policing Leadership Academy at the University of Chicago Crime Lab.

MPD has also partnered with outside organizations to bring high-quality training



Focusing on Member Development and Employee Experience

directly to our members. Two nationally recognized programs used by MPD were Active Bystandership for Law Enforcement (ABLE) from the Georgetown University Law School, and Integrating Communications, Assessment, and Tactics (ICAT) from the Police Executive Research Forum (PERF).

- » ABLE prepares officers to prevent harm and create a law enforcement culture that supports peer intervention. The program delivers practical, scenario-based training for police agencies in the strategies and tactics of police-peer intervention.
- » ICAT is an innovative, evidence-based approach to use-of-force training that provides first responding police officers with the tools, skills and options they need to defuse a range of critical incidents. ICAT focuses on situations involving people in crisis and those who are unarmed or armed with weapons other than firearms.

The training program is anchored by the Critical Decision-Making Model, which helps officers assess situations, make safe and effective decisions, and document and learn from their actions. This program was incorporated into the Department’s annual Professional Development Training in 2024.

MPD is also bringing innovation into training at the Metropolitan Police Academy. Under a federal grant from the US Department of Justice’s Office of Community Oriented Policing Services, MPD is incorporating virtual reality into its scenario-based training. MPD engaged a vendor to help develop a library of scenarios that can be used for training officers. These scenarios were filmed at various locations around the District and featured MPD vehicles, officers, and other resources to make the scenarios specific to MPD.

Finally, MPD created a Curriculum Development and Instructional Design Branch to design and develop Police Academy curricula (recruit, in-service, and specialized trainings); an instructor certification course; and processes and standards related to curriculum and instruction. The division ensures all MPD curricula use best practices in adult learning theory, including Americans with Disabilities Act (ADA) compliance, and that curricula are updated and maintained to reflect current policy and law. This division is led by professional staff with expertise in the areas of curriculum development and instructional design.

What’s Next

Looking ahead, we will continue to develop and deploy technology to enhance and advance police work and public safety; build and deepen our relationships with the many distinct communities within the District of Columbia; and engage the public through community outreach.

In technology tools and resources, we will integrate new air-support tools and technologies, including a new police helicopter and the launch of our drones program, with the new Real-Time Crime Center discussed earlier.

Because everything we do depends on the people of the Metropolitan Police Department, and because police work can be uniquely challenging, we will continue to look for ways to support the wellbeing of our people. Our Organizational Culture and Wellness Bureau will take the lead in fortifying existing programs and resources and providing new offerings for mind, body, and career.

Through these and other initiatives and activities — with the support of Mayor Muriel Bowser, the DC Council, and the people of the District of Columbia — and, most of all, through the unrivaled professionalism and commitment of the men and women of MPD, the Metropolitan Police Department has never been better positioned “to accom-

plish our mission with a focus on service, integrity, and fairness by upholding our city’s motto, *Justitia Omnibus—Justice for All.*”

CRIME IN THE District of Columbia

CRIME BY DISTRICT

CRIME	First District			Second District			Third District			Fourth District				Fifth District			Sixth District			Seventh District			Citywide*		
	2022	2023	%	2022	2023	%	2022	2023	%	2022	2023	%		2022	2023	%	2022	2023	%	2022	2023	%	2022	2023	%
Homicide	11	28	155%	7	5	-29%	20	33	65%	17	20	18%		34	45	32%	43	62	44%	71	81	14%	203	274	35%
Sex Abuse	19	33	74%	27	25	-7%	21	18	-14%	24	17	-29%		39	30	-23%	28	31	11%	26	31	19%	184	185	1%
ADW	112	79	-29%	76	82	8%	118	169	43%	121	126	4%		253	227	-10%	339	323	-5%	368	401	9%	1,387	1,407	1%
Robbery	325	490	51%	132	286	117%	410	657	60%	235	463	97%		324	518	60%	391	653	67%	259	401	55%	2,076	3,470	67%
Violent Crime	467	630	35%	242	398	64%	569	877	54%	397	626	58%		650	820	26%	801	1,069	33%	724	914	26%	3,850	5,336	39%
Burglary	114	124	9%	166	150	-10%	190	227	19%	111	97	-13%		231	233	1%	137	138	1%	105	123	17%	1,054	1,092	4%
Motor Vehicle Theft	553	1,003	81%	305	460	51%	577	917	59%	434	985	127%		793	1,443	82%	715	1242	74%	378	779	106%	3,756	6,829	82%
Theft from Auto	1,069	994	-7%	1,242	1,405	13%	1,923	1,854	-4%	1,290	1,189	-8%		1,274	1,123	-12%	711	823	16%	294	388	32%	7,827	7,797	0%
Theft Other	1,795	1,861	4%	2,331	3,266	40%	2,135	2,777	30%	1,252	1,495	19%		1,738	2,060	19%	1,024	1,127	10%	517	728	41%	10,814	13,349	23%
Arson	1	1	0%	0	1	***	0	2	***	0	0	***		2	2	0%	0	3	***	1	2	100%	4	11	175%
Property Crime	3,532	3,983	13%	4,046	5,282	31%	4,825	5,777	20%	3,087	3,766	22%		4,038	4,861	20%	2,587	3,333	29%	1,295	2,020	56%	23,455	29,078	24%
TOTAL	3,999	4,613	15%	4,288	5,680	32%	5,394	6,654	23%	3,484	4,392	26%		4,688	5,681	21%	3,388	4,402	30%	2,019	2,934	45%	27,305	34,414	26%

DC CRIME RATES (per 100,000)

CRIME CATEGORY	2022		2023	
	671,803		678,972	
CRIME CATEGORY	Total	Rate	Total	Rate
Homicide	203	30	274	40
Sex Abuse	184	27	185	27
ADW	1,387	206	1,407	207
Robbery	2,076	309	3,470	511
Violent Crime	3,850	573	5,336	786
Burglary	1,054	157	1,092	161
Motor Vehicle Theft	3,756	559	6,829	1,006
Theft from Auto	7,827	1,165	7,797	1,148
Theft Other	10,814	1,610	13,349	1,966
Arson	4	1	11	2
Property Crime	23,455	3,491	29,078	4,283
TOTAL	27,305	4,064	34,414	5,069

NOTE: Population numbers based on the US Census Data.

These statistics reflect crime reports entered or migrated into the MPD RMS (Mark43) as of 1/1/2023. These numbers are based on D.C. Code offense definitions and do NOT reflect Part I crime totals as reported to the FBI's Uniform Crime Reporting (UCR) or National Incident-Based Reporting System (NIBRS). The statistics for this report are based on the various tables from the data warehouse as of the current refresh date. This report should be considered 'Preliminary' in nature. The reports are subject to change due to subsequent determinations related to amendments in classification, unfounded cases, or changes in offense definitions.

* Citywide totals include cases with “unmatched address;” therefore, the sum of all seven districts may be slightly lower than the citywide totals for some offense categories.

DC CODE INDEX OFFENSE DEFINITIONS

Homicide: Killing of another person purposely, in perpetrating or attempting to perpetrate an offense punishable by imprisonment, or otherwise with malice aforethought.

Sex Abuse: One of many sexual acts against another person, either forcibly or without his/her permission, and/or against someone who is otherwise incapable of communicating unwillingness.

Robbery: The taking from another person, or immediate actual possession of another, anything of value, by force or violence, whether against resistance or by sudden or stealthy seizure or snatching, or by putting in fear. This category includes carjackings.

Assault with a Dangerous Weapon (ADW): Knowingly or purposely causing serious bodily injury to another person, or threatening to do so. Weapons include, but are not limited to, firearms, knives and other objects.

Burglary: Breaking and entering, or entering without breaking, any dwelling, whether at the time occupied or not, with intent to break and carry away any part or any fixture or other thing attached to or connected with the same.

Theft/Other: This includes conduct previously known as larceny. The Theft/Other category excludes theft of items from a motor vehicle or the motor vehicle itself, which are captured under other categories, and excludes fraud.

Theft from Auto: Theft of items from within a vehicle, excluding motor vehicle parts and accessories.

Motor Vehicle Theft: Theft of a motor vehicle (any automobile, self-propelled mobile home, motorcycle, truck, truck tractor, truck tractor with semi trailer or trailer, or bus).

Arson: The malicious burning or attempt to burn any dwelling, house, barn, or stable adjoining thereto, or any store, barn, or outhouse, or any shop, office, stable, store, warehouse, or any other building, or any steamboat, vessel, canal boat, or other watercraft, or any railroad car, the property, in whole or in part, of another person, or any church, meeting-house, schoolhouse, or any of the public buildings in the District, belonging to the United States or to the District of Columbia.

HOMICIDE ANALYSIS

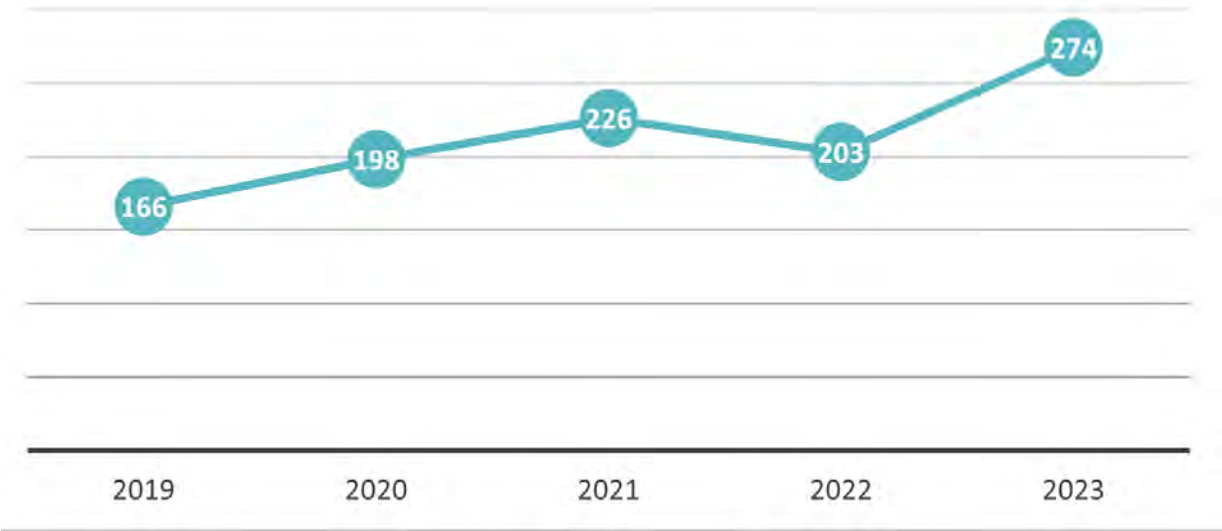
HOMICIDE CLEARANCE RATE

	2019	2020	2021	2022	2023
Number of Homicides	166	198	226	203	274
Homicide Rate (per 100,000)	24	29	34	30	40
Clearance Rate	68%	69%	67%	62%	52%

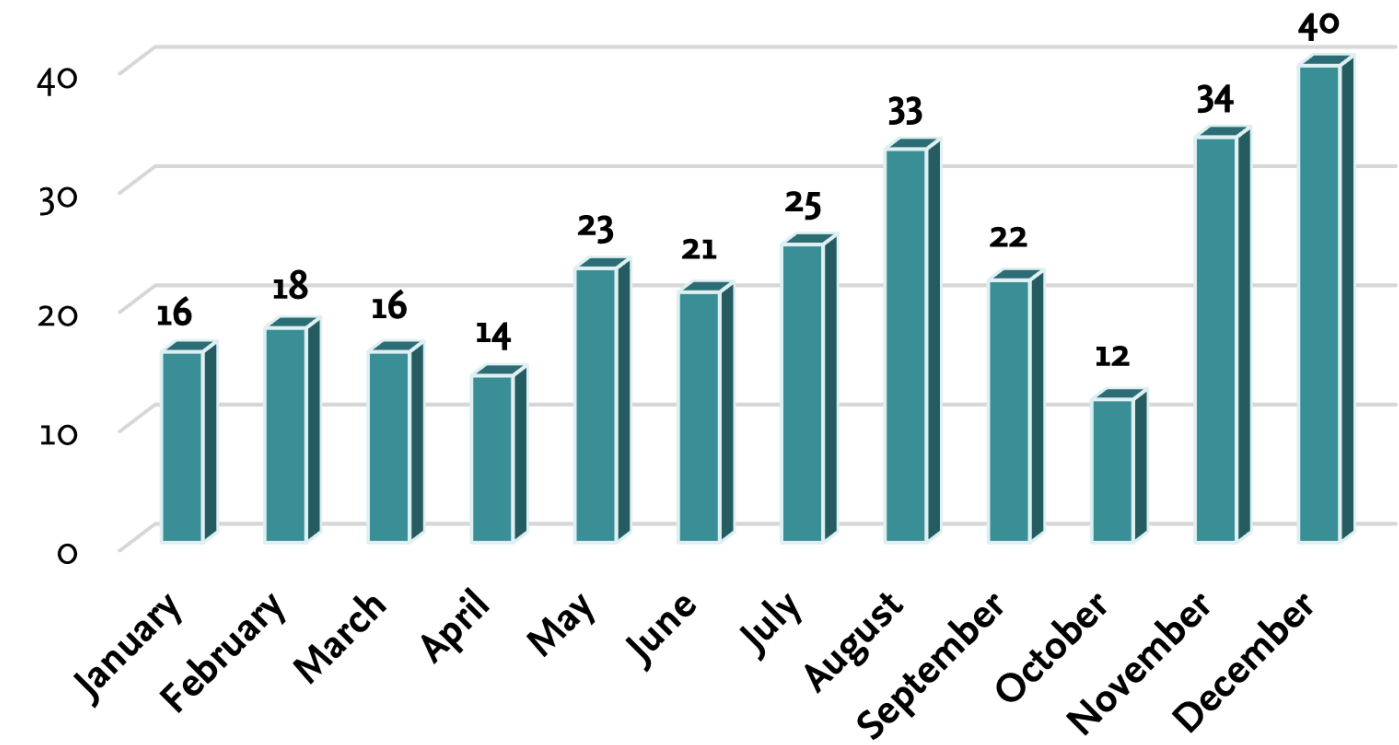
NOTE: The MPD's homicide clearance rate is calculated by dividing the total number of homicide cases closed in a calendar year by the total number of homicides that occurred in that year. The cases closed can be for homicides that occurred in the current year or in the prior years. In other words, some clearances recorded in a particular calendar year may pertain to offenses that occurred in previous years. A case is "cleared" when, for any given crime, at least one person has been arrested, charged and turned over to the prosecutors, or in exceptional circumstances, such as when the offender died.

HOMICIDE TREND

The total number of homicides increased in 2023.



HOMICIDES BY MONTH



HOMICIDE Analysis

YOUTH INVOLVEMENT

In 2023, there were 19 homicide victims 17 years of age or younger.

	2019	2020	2021	2022	2023
Victims	14	11	12	18	19
Juveniles Arrested	2	12	7	11	10

The term “juvenile” used above is defined as individuals 17 years of age and younger. These “juvenile” arrest totals include Title 16 cases where juveniles are charged as adults.

VICTIM PROFILE

Victim	2019		2020		2021		2022		2023	
Black Males	144	87%	160	81%	177	78%	168	83%	226	82%
Black Females	9	5%	29	15%	33	15%	23	11%	25	9%
Hispanic Males	4	2%	7	4%	5	2%	5	2%	11	4%
Hispanic Females	1	1%	0	0%	0	0%	0	0%	3	1%
White Males	3	2%	2	1%	10	4%	5	2%	6	2%
White Females	2	1%	0	0%	0	0%	2	1%	1	0%
Other Males	3	2%	0	0%	1	0%	0	0%	2	1%
Other Females	0	0%	0	0%	0	0%	0	0%	0	0%
TOTAL	166	100%	198	100%	226	100%	203	100%	274	100%



TYPE OF WEAPON USED

Weapon	2019	2020	2021	2022	2023
Firearm	135	172	186	171	235
Knife	13	12	26	18	21
Blunt Object	0	0	1	0	14
Hands, Fist, Feet	4	6	4	4	0
Other	2	3	5	6	0
Unknown	12	5	4	4	4
Total	166	198	226	203	274

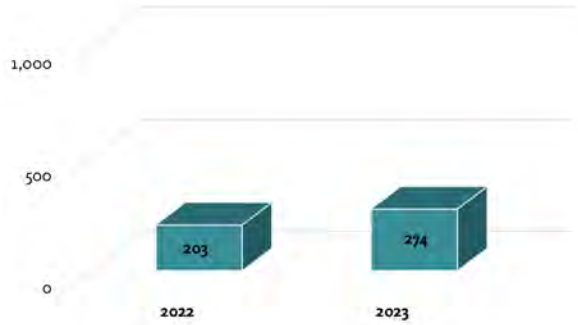
WEAPON DISTRIBUTION

Firearms remain the primary type of weapon used to commit homicides in the District of Columbia.

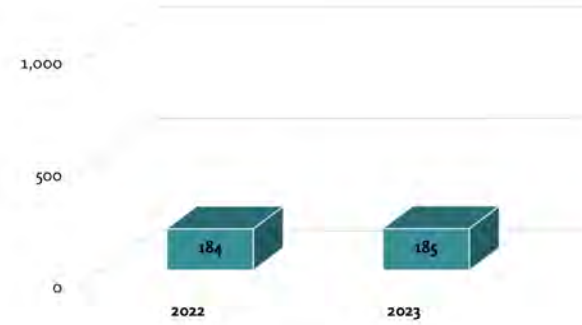


VIOLENT Crimes


Homicide



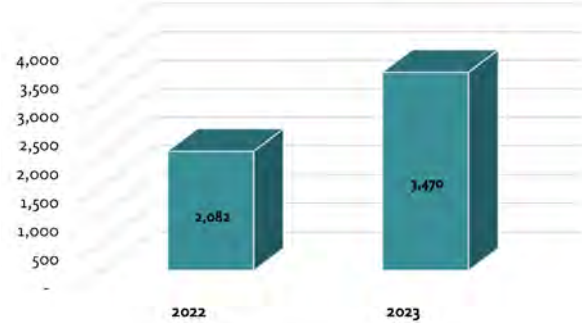
Sex Abuse



Assault with a Deadly Weapon

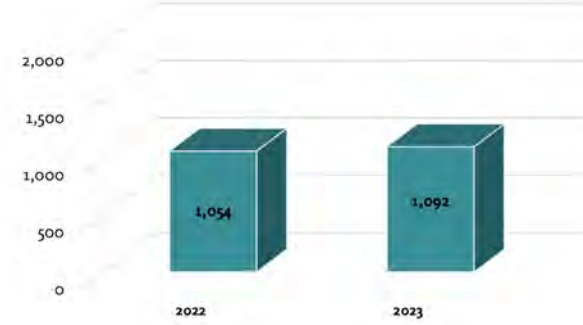


Robbery

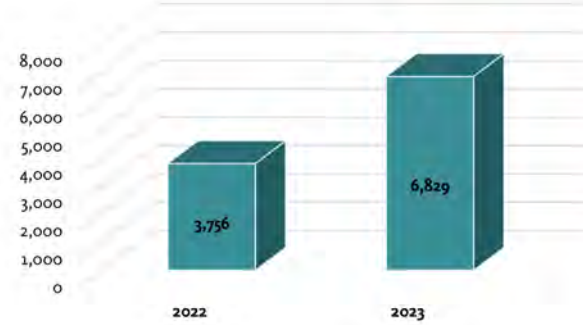


PROPERTY Crimes

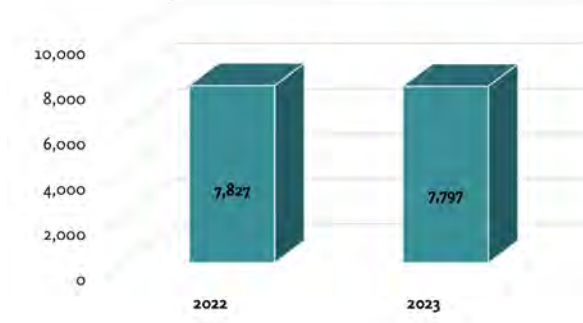
Burglary



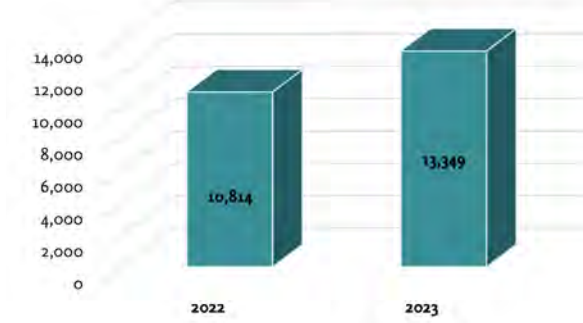
Motor Vehicle Theft



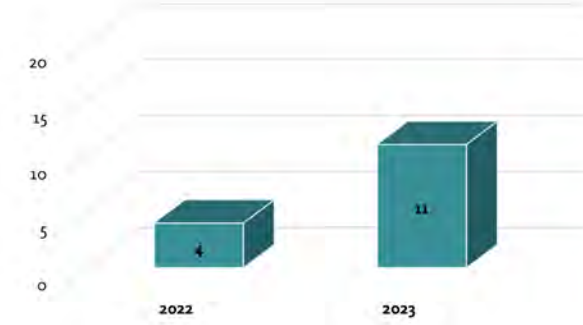
Theft from Auto



Theft (Other)



Arson



BIAS-RELATED
Crimes

A hate crime is a criminal act that demonstrates an accused’s prejudice based on the actual or perceived race, color, religion, national origin, sex, age, marital status, personal appearance, sexual orientation, gender identity or expression, family responsibility, homelessness, physical disability, matriculation, or political affiliation of a victim of the subject designated act.

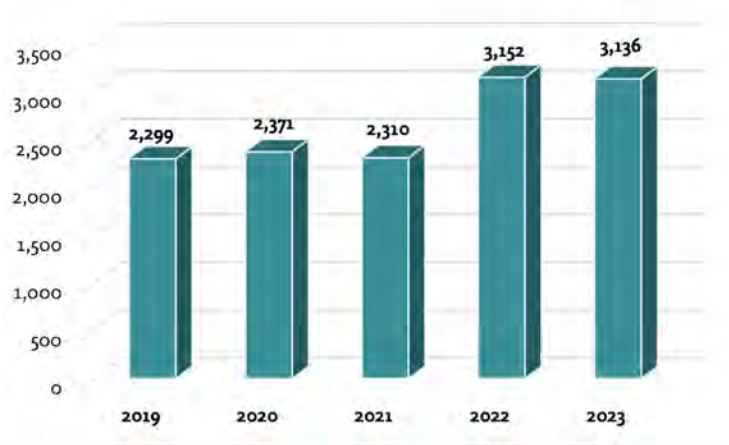
Type of Hate/Bias	Number of Cases by Year				
	2019	2020	2021	2022	2023
Ethnicity/National Origin	61	29	51	30	46
Race	46	31	40	20	26
Religion	5	1	3	4	12
Sexual Orientation	60	38	38	45	40
Gender Identity/Expression	27	27	16	22	15
Sex/Gender	2	0	1	0	1
Disability	1	0	0	0	2
Political Affiliation	1	6	0	1	0
Homelessness	0	0	0	3	0
Personal Appearance	0	0	0	0	1
Disability; Sexual Orientation	*Beginning in January 2022, one offense could have multiple bias categories			0	1
Ethnicity/National Origin; Homelessness				1	0
Ethnicity/National Origin; Race				0	1
Race; Ethnicity/National Origin; Gender Identity/Expression				1	0
Race; Sexual Orientation				1	
Religion; Ethnicity/National Origin				0	1
Sexual Orientation; Ethnicity/National Origin					1
Sexual Orientation; Gender Identity/Expression				1	1
Sexual Orientation; Personal Appearance				0	1
Sexual Orientation; Race				0	1
TOTAL	203	132	149	129	150

* Beginning in January 2022, crimes with multiple identified biases are listed separately. Prior to 2022, they were captured in a single category.
NOTE: The figures above comply with DC Official Code § 22-3700. All figures are subject to change if new information is revealed during the course of an investigation or prosecution.

FIREARM
Recoveries

Total Recoveries

An average of 2,654 firearms have been recovered per year over the past five years. There was a one percent decrease in firearm recoveries in 2023 compared to 2022.

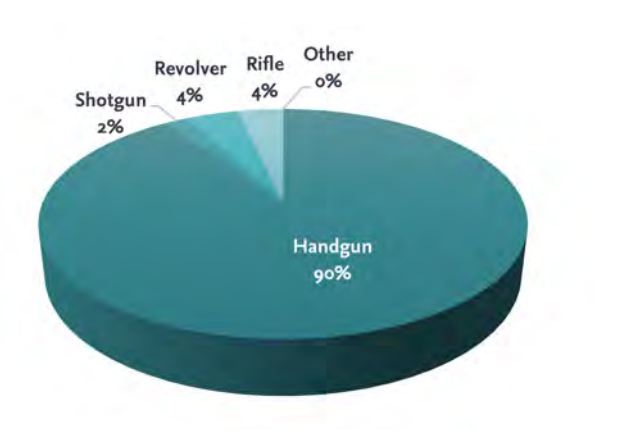


Firearm Recoveries:
Comparison by District

	2022	2023
First District	278	323
Second District	370	361
Third District	364	355
Fourth District	240	226
Fifth District	430	401
Sixth District	589	711
Seventh District	881	693
Unknown	N/A	66
TOTAL	3,152	3,136

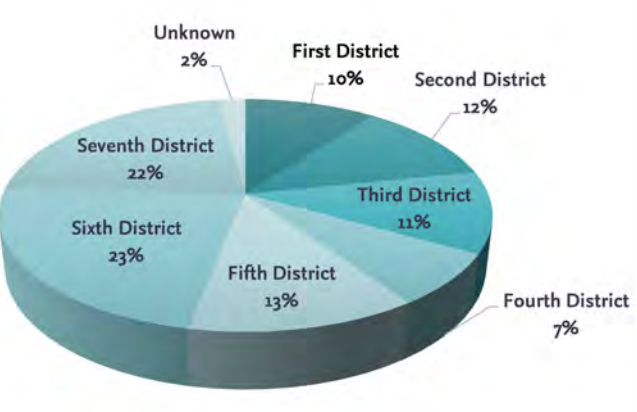
Types of Firearms Recovered

The majority of firearms recovered—90 percent—were handguns.



Location of Firearms Recovered

Of the 3,136 firearms recovered by the Metropolitan Police Department, 45 percent were in the Sixth and Seventh Districts.



DC CODE CITYWIDE ARREST TRENDS

MPD Arrests Only

(Top Arrest Only)

Arrest Category	2022			2023			% Change		
	Adult	Juvenile	Total	Adult	Juvenile	Total	Adult	Juvenile	Total
Aggravated Assault	88	9	97	125	12	137	42%	33%	41%
Arson	4	0	4	6	4	10	50%	***	150%
Assault on a Police Officer	311	22	333	300	12	312	-4%	-45%	-6%
Assault with a Dangerous Weapon	475	44	519	409	36	445	-14%	-18%	-14%
Burglary	117	7	124	117	42	159	0%	500%	28%
Damage to Property	600	34	634	637	50	687	6%	47%	8%
Disorderly Conduct	110	1	111	109	4	113	-1%	300%	2%
Driving/Boating While Intoxicated	627	1	628	643	0	643	3%	-100%	2%
Fraud and Financial Crimes	48	2	50	25	0	25	-48%	-100%	-50%
Gambling	7	0	7	5	0	5	-29%	***	-29%
Homicide	100	11	111	107	8	115	7%	-27%	4%
Kidnapping	10	0	10	17	2	19	70%	***	90%
Liquor Law Violations	102	0	102	165	0	165	62%	***	62%
Motor Vehicle Theft	31	27	58	32	23	55	3%	-15%	-5%
Narcotics	736	19	755	538	19	557	-27%	0%	-26%
Offenses Against Family & Children	337	3	340	401	1	402	19%	-67%	18%
Other Crimes	1,109	33	1,142	1,064	24	1,088	-4%	-27%	-5%
Property Crimes	392	147	539	502	234	736	28%	59%	37%
Prostitution	14	0	14	11	0	11	-21%	***	-21%
Release Violations/Fugitive	1,553	372	1,925	1,588	479	2,067	2%	29%	7%
Robbery	171	323	494	189	507	696	11%	57%	41%
Sex Abuse	51	3	54	56	1	57	10%	-67%	6%
Sex Offenses	153	9	162	133	7	140	-13%	-22%	-14%
Simple Assault	4,597	126	4,723	5,085	182	5,267	11%	44%	12%
Theft	703	15	718	889	22	911	26%	47%	27%
Theft from Auto	26	2	28	14	4	18	-46%	100%	-36%
Traffic Violations	996	25	1,021	925	29	954	-7%	16%	-7%
Vending Violations	42	0	42	8	0	8	-81%	***	-81%
Weapon Violations	1,481	215	1,696	1,441	222	1,663	-3%	3%	-2%
TOTAL	14,991	1,450	16,441	15,541	1,924	17,465	4%	33%	6%

Source: MPD Mark43/Data Warehouse System arrest data as of January 11, 2024.

NOTES: 1) Totals are based on top charge (if an individual is arrested on more than one arrest charge, only the most serious charge category is counted). 2) In 2018, MPD updated its arrest category ranking structure. Some arrest charges that have been counted as top

DC CODE CITYWIDE ARREST TRENDS

All Agency Arrests

(Top Arrest Only)

Arrest Category	2022			2023			% Change		
	Adult	Juvenile	Total	Adult	Juvenile	Total	Adult	Juvenile	Total
Aggravated Assault	96	18	114	138	18	156	44%	0%	37%
Arson	13	1	14	12	4	16	-8%	300%	14%
Assault on a Police Officer	398	31	429	384	16	400	-4%	-48%	-7%
Assault with a Dangerous Weapon	537	53	590	488	43	531	-9%	-19%	-10%
Burglary	122	9	131	121	42	163	-1%	367%	24%
Damage to Property	661	34	695	690	54	744	4%	59%	7%
Disorderly Conduct	235	5	240	306	13	319	30%	160%	33%
Driving/Boating While Intoxicated	1,074	2	1,076	1,055	0	1,055	-2%	-100%	-2%
Fraud and Financial Crimes	59	2	61	33	0	33	-44%	-100%	-46%
Gambling	8	0	8	5	0	5	-38%	***	-38%
Homicide	101	12	113	108	8	116	7%	-33%	3%
Kidnapping	10	0	10	23	2	25	130%	***	150%
Liquor Law Violations	149	0	149	219	0	219	47%	***	47%
Motor Vehicle Theft	32	30	62	38	27	65	19%	-10%	5%
Narcotics	1,022	22	1,044	834	28	862	-18%	27%	-17%
Offenses Against Family & Children	399	3	402	473	1	474	19%	-67%	18%
Other Crimes	1,789	44	1,833	2,172	43	2,215	21%	-2%	21%
Property Crimes	484	168	652	610	266	876	26%	58%	34%
Prostitution	14	0	14	11	0	11	-21%	***	-21%
Release Violations/Fugitive	2,240	426	2,666	2,474	537	3,011	10%	26%	13%
Robbery	209	361	570	248	553	801	19%	53%	41%
Sex Abuse	51	3	54	58	1	59	14%	-67%	9%
Sex Offenses	172	9	181	162	7	169	-6%	-22%	-7%
Simple Assault	5,010	174	5,184	5,541	223	5,764	11%	28%	11%
Theft	735	15	750	918	22	940	25%	47%	25%
Theft from Auto	29	2	31	14	4	18	-52%	100%	-42%
Traffic Violations	1,475	30	1,505	1,472	32	1,504	0%	7%	0%
Vending Violations	99	0	99	80	0	80	-19%	***	-19%
Weapon Violations	1,799	228	2,027	1,763	245	2,008	-2%	7%	-1%
TOTAL	19,022	1,682	20,704	20,450	2,189	22,639	8%	30%	9%

charge in prior annual reports may not be classified as top charge in this report. 3) “All Agencies” data includes arrests made by MPD and other law enforcement agencies in the District of Columbia. 4) The term “juvenile” used in the arrest data is defined as individuals under the age of 18 years at the time of arrest, with a juvenile arrest number (i.e., are not charged as an adult). 5) Totals are subject to change due to record sealings, expungements, and data quality audits.

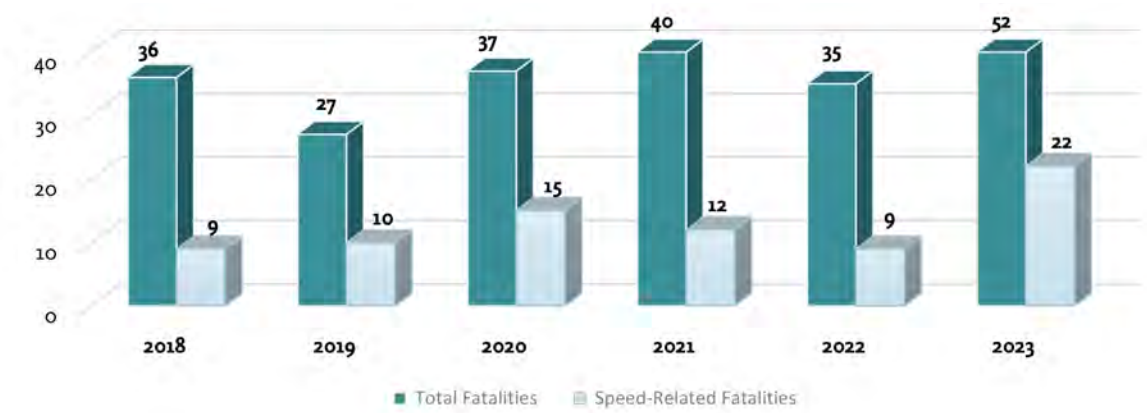
TRAFFIC Safety

Traffic Fatalities

Predominant Cause of Traffic Fatality	2019	2020	2021	2022	2023
Impairment	5	7	10	4	13
Speed	10	15	12	9	22
Driver Error	4	3	3	4	3
Pedestrian Error	6	8	6	12	12
Bicycle Error	1	1	1	2	1
Scooter/Motorcycle/ATV Error	1	1	1	1	0
Hit and Run/Unknown	0	0	5	1	1
Medical Emergency	2	2	2	2	0
TOTAL TRAFFIC FATALITIES	29	37	40	35	52

Speed-Related fatalities

Speed was the primary contributing factor in 42 percent of all the fatalities in 2023.



TRAFFIC Safety

Traffic Citations

The following citations represent a sub-set of all the tickets that were initiated by MPD officers.

	2019	2020	2021	2022	2023
Failure to Obey Sign	5,758	3,438	2,939	2,918	2332
Passing Stop Sign	9,845	5,558	4,403	5,607	2935
Seat Belt Violation	3,300	2,277	2,458	2,549	2419
Distracted Driving	3,940	2,079	1,669	1,625	1324
Speeding	11,666	7,404	6,158	3,850	3284
Illegal U-Turn	837	1,197	473	432	1668
Colliding with or Failure to Yield to Pedestrian/Bike	1,324	665	675	1,102	1174
Stop/Stand/Park in Bike Lane	3,011	1,179	3,399	1,082	882



CALLS FOR Service

Answering and dispatching both emergency and non-emergency calls is the responsibility of the Office of Unified Communications (OUC), an independent District agency. Calls dispatched to MPD may be responded to in person by a sworn member or by the MPD's Telephone Reporting Unit (TRU). During the COVID-19 public health emergency, MPD expanded the function of the TRU. For the information below, MPD pulls the Computer Aided Dispatch (CAD) calls for service data from a data feed originating from OUC, which manages the CAD system for the District. The calls for service data provided in the data feed include Priority I, II, and III calls as defined below, which account for more than 99 percent of all MPD calls for service.

Calls for Service

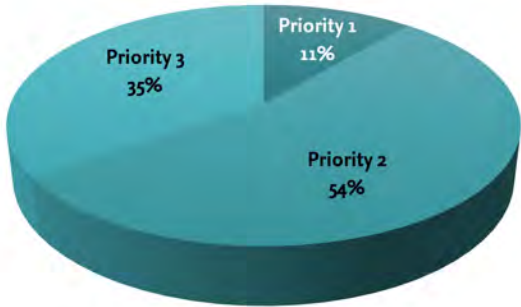
Total "Calls for Service" include all Priority I, II and III calls which MPD action is initiated. The response time metric reflects the "dispatch to arrival" time of MPD units. Calls received by the Telephone Reporting Unit (TRU) are included in MPD's total calls, but are not included in response time.

	2022	2023	Change 2022 v. 2023
Calls for Service	542,124	592,108	9%
Priority 1 Response Time	6 minutes 53 seconds	6 minutes 38 seconds	15 second decrease

CALLS FOR Service

Distribution of Citywide Calls for Service

In 2023, Priority 1 calls made up 11 percent of all calls for service; Priority 2 calls made up 54 percent of all calls for service; and Priority 3 calls made up 35 percent of all calls for service.



Priority I, II and III Calls

Priority I calls involve circumstances where an imminent threat to the safety of persons or the potential for significant property damage exists resulting in a Code 1 (lights and sirens) response being authorized. These calls will be dispatched without delay to any available unit within the Police Service Area (PSA) or police district, including to officials and watch commanders if no other unit is available.

Priority II calls involve circumstances that require immediate dispatch and response, but most do not involve any imminent threat to the safety of persons or the potential for significant property damage. In the event such a threat is identified in any Priority II call, a Code 1 response can be authorized and it will be handled the same as a Priority I call. The dispatching of an MPD unit to a Priority II call shall not be delayed more than 15 minutes, at which time the dispatcher will advise the watch commander and the call will be assigned to any available unit.

Priority III calls involve routine requests for police services that involve no imminent threat to the safety of persons or the potential for significant property damage. The dispatching of an MPD unit to a Priority III call will not be delayed more than one hour, at which time the dispatcher will advise the watch commander, and a decision will be made on how to handle the call at that time.

METROPOLITAN POLICE DEPARTMENT

Personnel

Total Personnel

Personnel	FY2019	FY2020	FY2021	FY2022	FY2023
Sworn	3,810	3,799	3,580	3,460	3,337
Professional Staff	719	703	617	633	678
TOTAL	4,529	4,502	4,197	4,093	4,015

NOTE: Personnel totals reflect staffing on September 30th, at the end of the Fiscal Year.

Sworn Personnel, by Gender and Race/Ethnicity

Gender	FY2022		FY2023	
	Total	Percent	Total	Percent
Male	2,665	77%	2,549	76%
Female	795	23%	788	24%

Race/Ethnicity	FY2022		FY2023	
	Total	Percent	Total	Percent
Black	1,747	50%	1,698	51%
White	1,168	34%	1,102	33%
Hispanic	380	11%	376	11%
Asian	162	5%	152	5%
Native American	1	0.03%	1	0%
Race Not Designated	2	0.06%	8	0%

METROPOLITAN POLICE DEPARTMENT

Personnel

Sworn Attrition vs. Hiring

Personnel	FY2019	FY2020	FY2021	FY2022	FY2023
Attrition	358	330	322	374	316
Hiring	313	319	103	254	193



\$25K HIRING BONUS



FIND
YOUR
WHY

JOIN MPD

METROPOLITAN POLICE DEPARTMENT

Personnel

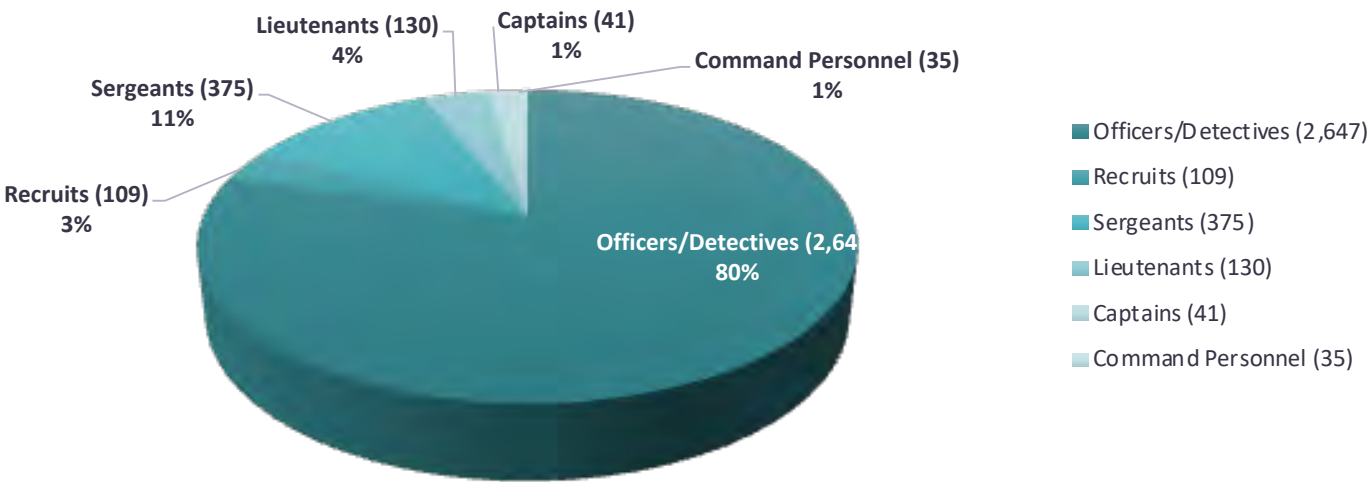
Ranks of the Metropolitan Police Department

While every sworn member of the Department is a police officer by profession, he or she is further identified by rank. Members at any rank who have been trained to conduct investigations may be known as investigators or detectives.

- Recruit Officer (attending the Metropolitan Police Academy)
- Officer/Master Patrol Officer/Senior Police Officer
- Detective/Detective 1/Senior Detective 1
- Sergeant/Senior Sergeant
- Lieutenant
- Captain
- Inspector
- Commander
- Assistant Chief
- Executive Assistant Chief
- Chief of Police

Sworn Personnel, by Rank

Almost 80 percent of MPD's sworn members are officers or detectives. Executive Staff Personnel includes Inspectors, Commanders, Assistant Chiefs, and the Chief of Police.



METROPOLITAN POLICE DEPARTMENT

Awards



There are two main opportunities for member recognition within the Department: Weekly awards presented at scheduled Crime Briefings and through the agency's Annual Awards Ceremony, held each spring. In 2023, 400 individuals received awards for their commendable actions in the categories listed below.



- Achievement Medals (59)
- Lifesaving Medals (14)
- Medals of Merit (11)
- Meritorious Service Medals (1)
- Unit Citation Ribbons (2)
- Blue Badge (1)
- Medal of Valor (3)
- Chief of Police Special (5)

At the 2023 annual awards ceremony, MPD recognized our sworn and professional staff, as well as our community, business, and law enforcement partners, with 68 awards in a variety of categories, including employees of the year at each rank, by bureau, and other distinctions.



USE OF
Force

The Metropolitan Police Department remains committed to the highest standards of constitutional, fair, and ethical policing. This Department takes seriously the authority and responsibility to use the force response that is reasonably necessary to bring a situation under control.

Use of Force

	2019	2020	2021	2022	2023
Intentional Firearms Discharges at Persons	8	9	20	7	8
Intentional Firearm Discharge — Fatal	1	2	5	3	1
Intentional Firearm Discharges — Injury	4	4	11	2	3
Intentional Firearm Discharges — Miss	3	3	4	2	4
Instances of Firearm Discharges at Animals	4	3	1	2	4
Accidental/Negligent Firearm Discharges	3	6	5	0	4

CITIZEN
Complaints

The Metropolitan Police Department (MPD) notifies the Office of Police Complaints (OPC) of all citizen complaints it receives, and the OPC determines which agency (MPD or OPC) will investigate the complaint, with the exception of criminal complaints. The MPD investigates all criminal complaints.

Complaints Received by the MPD and OPC

	2022	2023
Open	225	1
Closed	473	805
TOTAL	698	806

In 2023, 806 citizen complaint cases were submitted to the Metropolitan Police Department (MPD) or the Office of Police Complaints (OPC). Some complaints involve more than one allegation and/or more than one officer, so the total number of Allegations of Misconduct and the total number of officers involved will not match the number of cases.

Allegations of Misconduct

	2022	2023
Abuse of Authority	17	9
Bias/Discriminatory Treatment	10	27
Conduct Unbecoming	49	119
Demeaning Language	92	109
Excessive Force/Use of Force/Unnecessary Force	38	54
Failure to Take Police Report	57	50
Failure to Take Proper Police Action	16	29
Harassment	192	0
Illegal Search	2	161
Mishandling Property	2	5
Neglect of Duty	2	2
Failure to Provide ID	7	9
Orders/Directives Violation	15	13
Other	33	1
Poor/Lack of Police Service	154	191
Racial Profiling	0	1
Rude/Unprofessional	12	26
Sexual Misconduct	0	0
TOTAL	698	806

Disposition of Closed Cases

Of the 805 closed citizen complaint cases in 2023, nine percent were sustained.

	2022	2023
Conciliated	n/a	1
OPC Dismissed	33	268
Exonerated	62	72
Insufficient Facts	61	78
Justified within Dept. Policy	42	11
Mediated	13	22
Not Justified Use of Force	3	1
Rapid Resolution	91	67
Sustained	68	73
Training Referral	45	36
Unfounded	40	139
Withdrawn	15	37
TOTAL CLOSED CASES	473	805

Metropolitan Police Department

Budget

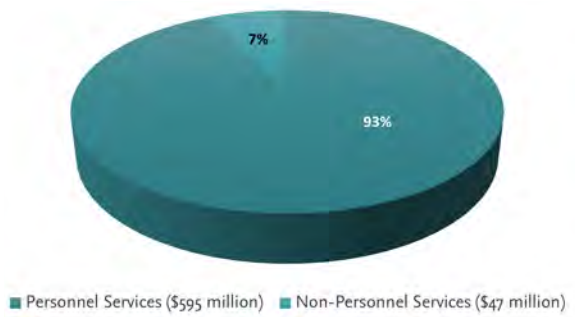
Expenditures

Spending on both personnel and non-personnel services decreased from FY2022 to FY2023. The Fiscal Year (FY) begins on October 1 of the previous calendar year.

Comptroller Source Group (CSG)	FY 2022 Gross Expenditures	FY 2023 Gross Expenditures	Amount Change FY2022 to FY2023	Percent Change
Regular Pay	\$336,105,617.41	\$409,273,326.35	\$73,167,708.94	22%
Regular Pay — Other	\$21,207,449.97	\$24,527,238.61	\$3,319,788.64	16%
Additional Gross Pay	\$28,591,547.17	\$33,173,837.40	\$4,582,290.23	16%
Fringe Benefits	\$62,503,832.02	\$65,981,273.00	\$3,477,440.98	6%
Overtime	\$66,427,241.84	\$61,598,523.05	(\$4,828,718.79)	-7%
Total Personnel Services	\$514,835,688.41	\$594,554,198.41	\$79,718,510.00	15%
Supplies & Materials	\$4,393,580.75	\$4,090,705.17	(\$302,875.58)	-7%
Fixed Costs	\$2,273.48	\$11,687.19	\$9,413.71	414%
Contracts	\$44,763,772.21	\$41,462,189.49	(\$3,301,582.72)	-7%
Subsidies and Transfers	\$7,458.40	\$12,292.86	\$4,834.46	65%
Equipment	\$1,253,585.14	\$1,506,839.17	\$253,254.03	20%
Debt Service	\$610,598.52		(\$610,598.52)	-100%
Total Non-Personnel Services	\$51,031,268.50	\$47,083,713.88	(\$3,947,554.62)	-8%
TOTAL (Personnel and Non-Personnel Services)	\$565,866,956.91	\$641,637,912.29	\$75,770,955.38	13%

Personnel vs. Non-Personnel Expenditures

Ninety-three percent of all MPD spending in FY2023 was for personnel services.



Metropolitan Police Department

Fleet

MPD Fleet

	FY2019	FY2020	FY2021	FY2022	FY2023
Total Marked Cruisers	827	836	875	860	871
Total Unmarked Cruisers	400	394	416	416	406
Total Marked Other*	150	152	139	147	140
Total Unmarked Other**	28	32	22	21	21
Total Scooters (Honda-Harley)	138	136	126	119	100
Total Motorcycles (Harley Davidson FLHTPI)	60	87	79	79	78
Total Boats	17	17	17	17	18
Miscellaneous†	47	41	40	43	41
TOTAL	1,667	1,695	1,714	1,702	1,675

*Total Marked Other: Includes marked transport vans, cargo, passenger, SUVs, trucks, wreckers and command bus.

**Total Unmarked Other: Includes unmarked SUVs, cargo vans, passenger vans and trucks.

†Miscellaneous: Includes forklifts, generators, traffic machines, trailers, and equipment.





Appendices Index

58
APPENDIX A: CCTV USE IN THE DISTRICT

66
APPENDIX B: FBI UCR REPORTING

70
APPENDIX C: BIAS-RELATED CRIME

78
APPENDIX D: LITTERING ENFORCEMENT

79
APPENDIX E: CITIZEN COMPLAINTS

86
APPENDIX F: REMEMBERING OUR FALLEN
HEROES

APPENDIX A

CCTV Use in the District of Columbia

Through the use of Closed-Circuit Television (CCTV), the Metropolitan Police Department aims to enhance the safety and security of all residents. MPD utilizes CCTV to support a myriad of public safety operations in the nation's capital, including major events and emergency support.

The Department's CCTV software links with cameras from the Department of Transportation and other public agencies so detectives can get footage of a crime more quickly. In an effort to increase the coverage of CCTV cameras citywide, in 2023 the MPD got funding to add 50 new cameras, with a commitment to double the total number of cameras in the next two years. The MPD currently has 354 crime cameras, including 22 mobile trailer units which can be placed around the city depending on need. CCTV and Digital Evidence Help Make Cases More Quickly Strict protocols and safeguards have been established for all MPD linkages with other publicly-operated CCTV systems; access to these outside systems is controlled by the agency that operates the cameras, not by the MPD.

As the nation's capital, Washington, DC is home to the White House, United States Capitol, and all three branches of the federal government. It is a destination for tourists from across the world, has over 170 embassies, and is a frequent rallying point for various First Amendment demonstrations. During major planned and unplanned events in the District, MPD activates the Joint Operations Command Center (JOCC) — including its CCTV system — to oversee communication and facilitate collaboration between local and federal law enforcement agencies. The decision to activate the JOCC is made at the discretion of the Chief of Police or his/her designee. The JOCC was activated 102 times in 2023. Eighty-seven of activations were in support of the Robbery Suppression Initiative (RSI).

The MPD's digital evidence management system received, processed, and delivered CCTV video evidence

from the 354 MPD CCTV cameras and 22 trailers to MPD investigators and other agency partners. This cloud-based system fully automates the delivery of CCTV video footage via a web-based self-service feature. The MPD investigator can securely share it with other investigators or partner agencies.

MPD also invites DC residents to participate in the Private Security Camera System Incentive Program, which offers a rebate for residents, businesses, and other institutions that purchase and install their own security system. The private cameras are then registered with Genetec Clearance's centralized camera registry. Over 18,000 entities have registered with this program to date.

In 2023, the CCTV program successfully handled over 7,000 video request cases. The system ensures quick delivery of evidence and faster processing of cases, cutting processing time down to a current average of 2.25 hours. All MPD investigators are using this new platform for CCTV video retrieval. The CCTV team is currently working on several initiatives, including adding mapping-based request protocols and consolidating all CCTV video requests from outside MPD (such as FOIA, OAG, etc.) into Clearance. Going forward, the CCTV program will continue to strive to enhance public safety while ensuring privacy.

APPENDIX A

CCTV Use in the District of Columbia

JOCC/CCTV ACTIVATIONS

The following list details all activations of the Metropolitan Police Department's Joint Operations Command Center (JOCC) during the 2023 calendar year. During JOCC activations, the Closed-Circuit Television (CCTV) system is also activated. There were 101 JOCC activations in 2023, 41 in 2022, compared to 33 in 2021; 59 in 2020; 12 in 2019; and 14 in 2018. In 2023, First Amendment Assemblies increased six percent compared to 2022.

Activation Date	Type	Activation Date	Type	Activation Date	Type
1/20/23	1A/March for Life	9/17/23	RSI	11/9/23	VCSI
1/27/23	1A	9/21/23	VCSI	11/10/23	VCSI
1/28/23	1A	9/22/23	VCSI	11/11/23	VCSI
1/29/23	1A	9/23/23	VCSI	11/12/23	VCSI
2/7/23	SOTU Address	9/24/23	VCSI	11/14/23	March for Israel
3/18/23	Rock N Roll Half	9/28/23	VCSI	11/16/23	VCSI
7/4/23	July 4th	9/29/23	VCSI	11/17/23	1A - No Business As Usual
8/3/23	RSI	9/30/23	VCSI	11/17/23	VCSI
8/4/23	RSI	10/1/23	VCSI	11/18/23	VCSI
8/5/23	RSI	10/5/23	VCSI	11/19/23	VCSI
8/6/23	RSI	10/6/23	VCSI	11/24/23	VCSI
8/10/23	RSI	10/7/23	VCSI	11/25/23	VCSI
8/11/23	RSI	10/8/23	VCSI	11/26/23	VCSI
8/12/23	RSI	10/12/23	VCSI	11/30/23	VCSI
8/13/23	RSI	10/13/23	1A - Gaza	12/1/23	VCSI
8/17/23	RSI	10/13/23	VCSI	12/2/23	VCSI
8/18/23	RSI	10/14/23	VCSI	12/3/23	VCSI
8/19/23	RSI	10/15/23	VCSI	12/7/23	VCSI
8/20/23	RSI	10/19/23	VCSI	12/8/23	VCSI
8/24/23	RSI	10/20/23	HU Homecoming	12/9/23	VCSI
8/25/23	RSI	10/20/23	VCSI	12/10/23	VCSI
8/26/23	RSI	10/21/23	HU Homecoming	12/14/23	RSI
8/27/23	RSI	10/21/23	VCSI	12/15/23	RSI
8/31/23	RSI	10/22/23	VCSI	12/16/23	RSI
9/1/23	RSI	10/26/23	VCSI	12/17/23	RSI
9/2/23	RSI	10/27/23	VCSI	12/21/23	RSI
9/3/23	RSI	10/28/23	VCSI	12/22/23	RSI
9/7/23	RSI	10/29/23	VCSI	12/23/23	RSI
9/8/23	RSI	10/31/23	Halloween	12/24/23	RSI
9/9/23	RSI	11/2/23	VCSI	12/28/23	RSI
9/10/23	RSI	11/3/23	VCSI	12/29/23	RSI
9/14/23	RSI	11/4/23	1A Activity	12/30/23	RSI
9/15/23	RSI	11/4/23	VCSI	12/31/23	New Year's Eve / RSI
9/16/23	RSI	11/5/23	VCSI		

RSI = Robbery Suppression Unit; VCSI = Violent Crime Suppression Unit; 1A = First Amendment; HU = Howard University

APPENDIX A

CCTV Use in the District of Columbia

Homeland Security (Permanent) Camera Locations

- First District

 - 1st and V Streets, SW
 - 200 block of Constitution Avenue, NW
 - 300 block of Independence Avenue, SW
 - 400 block of L’Enfant Plaza, SW
 - 500 block of North Capitol Street, NW
 - Half and S Streets, SW
 - South Capitol Street and Potomac Avenue, SW
- Second District

 - 1000 block of Vermont Avenue, NW
 - 1100 block of Pennsylvania Ave, NW
 - 1300 block of Wisconsin Avenue, NW
 - 18th and G Streets, NW
 - 18th and H Streets, NW
 - 19th and G Streets, NW
 - 19th and H Streets, NW
 - 19th Street and Dupont Circle, NW
 - 20th and G Streets, NW
 - 20th and H Streets, NW
 - 3600 block of M Street, NW
 - 5400 block of Norton Street, NW
 - 5900 block of MacArthur Boulevard, NW
 - 700 block of 18th Street, NW
- 700 block of 19th Street, NW
 - 800 block of Vermont Ave, NW
 - Connecticut Avenue and N Street, NW
 - Pennsylvania Avenue and 15th Street, NW
 - Wisconsin Avenue & M Street, NW (Banana Republic)

Third District

 - 1st and Bryant Streets, NW

Sixth District

 - 600 block of Anacostia Avenue, NE
 - Benning Road and Anacostia Avenue, NE
 - Kenilworth Avenue and Foote Street, NE

Virginia

 - 1000 block of 19th Street North (Arlington/Rosslyn, VA)

APPENDIX A

CCTV Use in the District of Columbia

Neighborhood Crime Camera Locations

Neighborhood CCTVs are designed to combat crime in DC neighborhoods.

- First District

 - 1st St., NW and L St., NW
 - 1st Place, NW and M St., NW
 - 11th St., SE and K St., SE
 - 201 N St., SE (Rear Parking Lot)
 - 12th St., SE and Pennsylvania Ave., SE
 - 12th St., SE and I St., SE
 - 13th St., SE and C St., SE
 - 13th St., SE and G St., SE
 - 1st St., SW and P St., SW
 - 15th St., SE and East Capitol St., SE
 - 214 I St., SW
 - 214 K St., SW
 - 201 M St., SW
 - 214 L St., SW
 - 1724 Independence Ave., SE
 - 1st St., NW and Pierce St., NW
 - 3rd St., SE and I St., SE
 - 3rd St., SW and O St., SW
 - 5th St., NW and K St., NW
 - 5th St., NE and H St., NE
 - 7th St., NW and H St., NW
 - 8th St., NE and H St., NE
 - Canal St., SW and Delaware Ave., SW
 - 2nd St., NW and E St., NW
 - 6th St., NW and F St., NW
 - 6th St., NW and H St., NW
 - 7th St., NW and G St., NW
 - 7th St., NW and F St., NW
 - 6th St., NW and I St., NW
 - 7th St., NW and PennsylvaniaAve., NW
 - First St., SW and N St., SW
 - Half St., SW and N St., SW
 - Half St., SW and O St., SW
 - 1001 19th St N, Arlington, VA (HS)(On roof top)
 - 1st St., SW and V St., SW (HS)
 - 3rd St., NW and Constitution Ave., NW (HS)(On roof top)
 - 3rd St., SW and Independence Ave., SW (HS)(On roof top)
 - 490 L’Enfant Plaza SW (HS)(On roof top)
 - North Capitol St., NW and F St., NW (HS)(On roof top)
- Half St and S St., SW (HS)(On roof top)
 - South Capitol St., SE and Potomac Ave., SE (HS)
 - North Capitol St., NW and K St., NW
 - 12th St., SE and K St., SE
 - North Capitol St., NW and Pierce St., NE
 - 14th St., SE and Potomac Ave., SE
 - 71 O St., SW (Rear of Unit)
 - 90 Q St., SW
 - 7th St., SE and Pennsylvania Ave., SE
 - 7th St., SW and I St., SW
 - 6th St., NE and Maryland Ave., NE
 - 15th St., SE and Independence Ave., SE
 - New Jersey Ave., SE and M St., SE
 - 10th St., NE and H St., NE
 - 7th St., NE and H St., NE
 - 9th St., NE and K St., NE
 - 12th St., SE and G St., SE
 - 13th St., SE and Potomac Ave., SE
 - Half Steet, SW and P St., SW
 - 13th St., NE and North Carolina Ave., NE
 - 11th St., SE and C St., SE
 - 11th St., NE and H St., NE
 - 12th St., NE and H St., NE
 - Rear of 1000 12th St., SE
- Second District

 - 17th St., NW and N St., NW
 - 10th St., NW and F St., NW
 - 10th St., NW and H St., NW
 - 12th St., NW and G St., NW
 - 11th St., NW and H St., NW
 - 9th St., NW and G St., NW
 - 9th St., NW and New York Ave., NW
 - 11th St., NW and E St., NW
 - 3273 M St., NW
 - 3249 M St., NW
 - 3219 M St., NW
 - 3131 M St., NW
 - 3109 M St., NW
 - 3067 M St., NW
 - 33rd St., NW and M St., NW
 - 3039 M St., NW
 - 1237 Wisconsin Ave., NW
- 1267 Wisconsin Ave., NW
 - 18th St., NW and Connecticut Ave., NW
 - 19th St., NW and M Street NW
 - Connecticut Ave., NW and K St., NW
 - 1000 Vermont Ave., NW (HS)(On roof top)
 - 1100 block of Pennsylvania Ave (HS)(In tower)
 - 1310 Wisconsin Ave., NW (HS)(On roof top)
 - 18th St., NW and G St., NW (HS)
 - 18th St., NW and H St., NW (HS)
 - 19th St., NW and G St., NW (HS)
 - 19th St., NW and H St., NW (HS)
 - 19th St., NW and Dupont Circle NW (HS) (On roof top)
 - 20th St., NW and G St., NW (HS)
 - 20th St., NW and H St., NW (HS)
 - 3600 M St., NW (HS)(On roof top)
 - 5440 Norton St., NW (HS)
 - 5950 MacArthur Boulevard, NW (HS)
 - 18th St., NW and Pennsylvania Ave., NW (HS)(On roof top)
 - 19th St., NW and H St., NW (HS)(On roof top)
 - Vermont Ave., NW and H St., NW (HS) (On roof top)
 - Connecticut Ave., NW and N St., NW (HS)
 - 15th St., NW and Pennsylvania Avenue NW (HS)(On roof top)
 - Wisconsin Ave., NW and M St., NW (HS) (On roof top)
 - Wisconsin Ave., NW and P St., NW
 - Connecticut Ave., NW and Albermarle St., NW
 - 1350 Pennsylvania Ave., NW (Wilson Building)
 - Connecticut Ave., NW and Van Ness, NW
 - 17th St., NW and Desales St., NW
 - Connecticut Ave., NW and Brandywine St., NW
 - 4502 Wisconsin Ave., NW

APPENDIX A

CCTV Use in the District of Columbia

Neighborhood Crime Camera Locations

- 18th St., NW and L St., NW
- 14th St., NW and P St., NW

Third District

- 11th St., NW and M St., NW
- 11th St., NW and U St., NW
- 1360 Irving St., NW (Rear Alley)
- 1420 R St., NW
- 14th St., NW and Irving St., NW
- 14th St., NW and Columbia Rd NW
- 14th St., NW and Girard St., NW
- 14th St and U St., NW
- 14th St., NW and Fairmont St., NW
- 15th St., NW and 16th St., NW
- 17th St., NW and Euclid St., NW
- 18th St., NW and Columbia Rd NW
- 2nd St., NW and V St., NW
- 5th St., NW and N St., NW
- 5th St., NW and O St., NW
- 7th St., NW and O St., NW
- 8th St., NW and O St., NW
- 8th St., NW and R St., NW
- 9th St., NW and T St., NW
- 9th St., NW and U St., NW
- 1st St., NW and Bryant St., NW (HS)
- Kalorama Rd NW and Champlain St., NW
- Mt Pleasant St., NW and Irving St., NW
- North Capitol St., NE and New York Ave., NW
- North Capitol St., NW and Quincy Pl., NW
- Sherman Ave., NW and Harvard St., NW
- 14th St., NW and V St., NW
- 9th St., NW and Westminster St., NW
- 7th St., NW and T St., NW
- Euclid St., NW and Ontario Road, NW
- 13th and U St., NW
- 1851 Columbia Rd., NW
- T St., NW and Florida Avenue, NW
- Park Road, NW and Pine St., NW
- 5th St., NW and W St., NW
- 2nd St., NW and Bryant St., NW
- 242 W St., NW
- 14th St., NW and Park Rd., NW

Fourth District

- 14th St., NW and Oak St., NW
- 14th St., NW and Parkwood Pl., NW
- 14th St., NW and Quincy St., NW
- 14th St., NW and Monroe St., NW
- 1st St., NW and Kennedy St., NW
- 4th St., NW and Shepherd St., NW
- 521 Oglethorpe St., NE (Rear of Unit)
- 5th St., NW and Kennedy St., NW
- 6th St., NE and Oglethorpe St., NE
- 6th St., NW and Newton Pl., NW
- 7th St., NW and Kennedy St., NW
- 7th St., NW and Longfellow St., NW
- 8th St., NW and Jefferson St., NW
- 9th St and Kennedy St., NW
- Colorado Ave., NW and Kennedy St., NW
- Crittenden St., NW and New Hampshire Ave., NW
- Georgia Ave., NW and Morton St., NW
- Georgia Ave., NW and Randolph St., NW
- 14th St., NW and Missouri Ave., NW
- 14th St., NW and Rittenhouse St., NW
- 4th St., NW and Cedar St., NW
- 7th St., NW and Jefferson St., NW
- 8th St., NW and Crittenden St., NW
- Eastern Ave., NE and Oglethorpe St., NE
- Georgia Ave., NW and Decatur St., NW
- Georgia Ave., and New Hampshire Ave NW
- Georgia Ave., NW and Rittenhouse St., NW
- Princeton Pl., NW and Warder St., NW
- 4th St., NW and Taylor St., NW
- 1st St., NE and Webster St., NE
- Kansas Ave., NW and Spring Rd., NW
- 6th Street and Otis Pl., NW
- Metropolitan Branch Trail Camera 1
- Metropolitan Branch Trail Camera 2
- Metropolitan Branch Trail Camera 3
- Metropolitan Branch Trail Camera 4
- Metropolitan Branch Trail Camera 5
- Metropolitan Branch Trail Camera 6
- Georgia Ave., NW and Quincy St., NW
- 14th St., NW and Van Buren St., NW
- 1st St., NW and Farragut St., NW

- 14th St., NW and Arkansas Ave., NW
- Georgia Ave., NW and Dahlia St., NW
- Georgia Ave., NW, and Newton Place, NW

Fifth District

- 10th St., NE and Otis St., NE
- Montello Ave., NE and Meigs Pl., NE
- 14th St., NE and Saratoga Ave., NE
- 14th St., NW and Montana Ave., NE
- 15th Street and Benning Rd., NE
- 15th St., NE and Downing St., NE
- 1635 Benning Rd., NE
- 16th St., NE and Levis St., NE
- 17th St., NE and L St., NE
- 19th St., NE and Benning Rd., NE
- 18th St., NE and D St., NE
- 18th Pl., NE and M St., NE
- 18th St., NE and Otis St., NE
- 19th St., NE and I St., NE
- 19th St., NE and L St., NE
- 21st St., NE and I St., NE
- 12th St., NE and Perry St., NE
- 16th St., NE and E St., NE
- 4th St., NE and Bryant St., NE
- 4th St., NE and W St., NE
- 6th St., NE and L St., NE
- 6th St., NE and Edgewood St., NE
- 765 19th St., NE
- Bladensburg NE and Maryland Ave., NE
- Capitol Ave., NE and Central Pl., NE
- Gallaudet St., NE and Kendall St., NE
- 19th St., NE and H St., NE
- Holbrook St., NE and Neal St., NE
- Lincoln Rd., NE and Randolph Pl., NE
- 21st St., NE and Maryland Ave., NE
- Maryland Ave., NE and Neal St., NE
- Montello Ave., NE and Morse St., NE
- Montello Ave., NE and Mt Olivet Rd., NE
- Montello Ave., NE and Queen St., NE
- Staples St., NE and Oates St., NE
- Trinidad Ave., NE and Meigs Pl., NE
- Trinidad Ave., NE and Simms Pl., NE
- West Virginia Ave., NE and Mt Olivet Rd., NE

APPENDIX A

CCTV Use in the District of Columbia

Neighborhood Crime Camera Locations

- West Virginia Ave., NE and Neal St., NE
- North Capitol St., NW and P St., NW
- 21st St., NE and Bennet Pl., NE
- 18th St., NE and Benning Rd., NE
- 20th St., NE and I St., NE
- 5th St., NE and Florida Ave., NE
- 1365 Okie St., NE
- 1523 F St., NE
- 1655 11th Pl., NE
- Eckington Pl., NE and Harry Thomas Way, NE
- 21st St., NE and Benning Rd., NE
- Bladensburg Rd., NE and New York Avenue, NE
- 4th St., NE and Morse St., NE
- Orren St., NE and Neal St., NE
- P St., NE and Florida Ave., NE
- Reed St., NE and Rhode Island Ave., NE

Sixth District

- 14th St., SE and Good Hope Road, SE
- 1535 Kenilworth Ave., NE
- 17th Pl., SE and R St., SE
- 18th St., SE and T St., SE
- 18th St., SE and Q St., SE
- 19th St., SE and Q St., SE
- 266 37th Place SE
- 306 37th St., SE
- 314 50th St., NE
- 34th St., SE and A St., SE
- 3520 East Capitol St., NE
- 35th St., NE and Ames St., NE
- 36th St., SE and B St., SE
- 37th St., SE and 37th Pl., SE
- Minnesota Ave., NE and Blaine St., NE
- 4409 F St., SE
- 4520 Quarles St., NE
- 4647 Hillside Road, SE
- 4721 Alabama Ave., SE
- 507 50th Pl., NE

- H St., SE and Benning Road, SE
- 51st Street and Call Pl., SE
- 50th St., NE and Banks Pl., NE
- 51 St., SE and E St., SE
- 51st St., SE and Fitch St., SE
- 51st St., NE and Cloud Pl., NE
- 51st St., SE and F St., SE
- 51st St., SE and H St., SE
- 51st St., SE and Queens Stroll Pl., SE
- 5206 Clay St., NE
- 52nd St and Just St., NE
- 5353 Clay Terrace NE
- 5321 Dix St., NE (Parking Lot)
- 53rd St., NE and Dix St., NE
- 54th St., NE and Dix St., NE
- 55th NE and Blaine St., NE
- 610 46th Pl., SE
- 60th St and Dix St., NE
- 6220 Banks Pl., NE
- 50th St., SE and C St., SE
- 33rd St., NE and Clay St., NE



APPENDIX A

CCTV Use in the District of Columbia

Neighborhood Crime Camera Locations

- Division Ave., NE and Foote St., NE

■ 45th St., NE and Douglas St., NE

■ 56th Pl., SE and East Capitol St., SE

■ Benning Road, SE and East Capitol St., SE

■ Central Ave., NE and East Capitol St., NE

■ 53rd St., SE and Fitch St., SE

■ 650 Anacostia Ave., NE (HS)

■ Anacostia Ave., NE and Benning Road, NE (HS)

■ Kenilworth Ave and Foote St., NE (HS)

■ Kenilworth Terrace NE and Jay St., NE

■ Minnesota Ave., NE and Ames St., NE

■ Minnesota Ave., NE and Clay Pl., NE

■ Minnesota Ave., NE and Dix St., NE

■ Minnesota Ave., NE and Gault Pl., NE

■ Minnesota Ave., SE and Good Hope Road, SE

■ Division Ave., NE and Nannie Helen Burroughs Ave., NE

■ 29th St., SE and Q St., SE

■ 4471 Ponds St., NE (rear parking lot)

■ 4708 Alabama Ave., SE (rear parking lot)

■ Ridge Road, SE and B St., SE

■ Ridge Road, SE and Bay Lane, SE

■ Division Ave., NE and Sheriff Road, NE

■ 2667 Good Hope Road, SE

■ 3675 Jay St., NE

■ 44th St., NE and Blaine St., NE

■ Minnesota Ave., SE and Nash Pl., SE

■ Minnesota Ave., SE and Pennsylvania Ave., SE

■ Ely Pl., SE and Anacostia Road, SE

■ Texas Ave., SE and F St., SE

■ 208 Kenilworth Ave., NE

■ 3519 Jay Street, NE

■ 342 37th St., SE

■ 3721 Jay St., NE

■ Minnesota Ave., NE and Benning Road, NE

■ Southern Ave., SE and Central Ave., SE

■ Anacostia Ave., NE and Hayes St., NE

■ Parkside Pl., NE and Hayes St., NE

■ Minnesota Ave., SE and 16th St., SE

■ Minnesota Ave., SE and Randle Circle, SE
- 33rd Street, SE and Dubois Pl., SE

Seventh District

■ 10th Pl., SE and Congress St., SE

■ 1331 Alabama Ave., SE

■ 13th Pl., SE and Congress St., SE

■ 16th St and U St., SE

■ 16th St., SE and W St., SE

■ 21st St., SE and Bruce Pl., SE

■ 22nd St., SE and Savannah Pl., SE

■ 22nd St., SE and Savannah St., SE

■ 2310 Ainger Pl., SE

■ 2344 Pitts Place SE

■ 23rd Pl., SE and Hartford St., SE

■ 2450 Elvans Rd., SE

■ 2434 Elvans Rd., SE

■ 24th Pl., SE and Hartford St., SE

■ 2500 Pomeroy Rd., SE

■ Birney Place SE and Pomeroy Rd., SE

■ 2757 Martin Luther King Jr Ave., SE

■ 28th St., SE and Jasper St., SE

■ 347 Parkland Pl., SE

■ 30th St., SE and Naylor Rd., SE

■ 30th St., SE and Buena Vista Terrace SE

■ 3222 10th Pl., SE

■ 3511 Wheeler Rd., SE

■ 3916 South Capitol St., SE

■ 6th St., SE and Chesapeake St., SE

■ 4th St., SE and Livingston Terr., SE

■ 4th St., SE and Galveston Pl., SE

■ 4225 7th St., SE

■ 4632 Livingston Rd., SE

■ 4680 MLK Ave., SE

■ 4th St., SE and Chesapeake St., SE

■ 4th St., SE and Condon Terr., SE

■ 5th St., SE and Newcomb St., SE

■ 707 Yuma St., SE

■ 7th St., SE and Barnaby Rd., SE

■ 9th St., SE and Barnaby St., SE

■ 820 Chesapeake St., SE

■ 8th St., SE and Alabama Ave., SE

■ 8th St., SE and Yuma St., SE

■ 913 Wahler Pl., SE

■ Ainger Pl., SE and Langston Pl., SE

■ Ainger Pl., SE and Bruce Pl., SE

■ Alabama Ave., SE and Frederick Douglass Pl., SE

- Alabama Ave., SE and Stanton Rd., SE
- Alabama Ave., SE and Stanton Terr., SE
- Elvans Rd., SE and Stanton Rd., SE
- Martin Luther King Jr Ave., SE and Malcolm X Ave., SE
- Martin Luther King Jr Ave., SE and Mellon St., SE
- Martin Luther King Jr Ave., SE and Raleigh St., SE
- Martin Luther King Jr Ave., SE and Randle Pl., SE
- Martin Luther King Jr Ave., SE and Talbert St., SE
- Martin Luther King Jr Ave., SE and Galveston Pl., SW
- Payne Terrace SE and Maple View Pl., SE
- South Capitol Terr., SW and Darrington St., SW
- South Capitol Terr., SW and Atlantic St., SW
- Stanton Terr., SE and Bruce Pl., SE
- Sumner Rd., SE and Wade Rd., SE
- Waclark Pl., SE and Parkland Pl., SE
- Wade Rd., SE and Eaton Rd., SE
- Wayne Pl., SE and Mississippi Ave., SE
- Wheeler Rd., SE and Bellevue St., SE
- 13th St., SE and Congress Streets, SE
- 25th St., SE and Savannah Streets, SE
- Atlantic Ave., SE and Valley Ave., SE
- Stanton Rd., SE and Sheridan Rd., SE
- 3939 Martin Luther King Jr., Ave., SW
- Forrester and Galveston Pl., SW
- Syales Place and Bowen Rd., SE
- Martin Luther King, Jr. Ave., SE and Redwood St., SE
- South Capitol and Atlantic St., SE
- Green St., SE and Galen St., SE
- 425 Chesapeake St., SE
- 4307 3rd St., SE
- Savannah St., SE and Congress St., SE
- South Capitol Street, SE and Southern Ave., SE
- 18th St., SE and Mississippi Ave., SE
- 2510 Elvans Rd., SE
- 1641 W St., SE

APPENDIX A

CCTV Use in the District of Columbia

Private Security Camera System Incentive Program

The Private Security Camera Incentive Program, administered by the Office of Victim Services and Justice Grants, encourages residents, businesses, non-profits and religious institutions to install security camera systems on their property and register them with the Metropolitan Police Department (MPD). This program is intended to help deter crime and assist law enforcement with investigations.

There are two ways to participate:

The Private Security Camera Rebate Program creates a rebate for residents, businesses, nonprofits, and religious institutions to purchase and install security camera systems on their property and register them with the Metropolitan Police Department (MPD). The program provides a rebate of up to \$200 per camera, with a maximum rebate of up to \$500 per residential address (e.g., home offices, condo buildings, and apartments) and \$750 for all other eligible addresses. The rebate is exclusively for the cost of the camera(s) including any applicable tax.

The Private Security Camera Voucher Program provides a private security camera system to eligible residents free of charge. District residents—either owners or tenants—who receive public assistance may be eligible to have a camera system installed at their home.



If you have questions about the rebate or voucher program, please visit

ovsjg.dc.gov

or contact us at

security.cameras@dc.gov

or (202) 727-5124

APPENDIX B

FBI Uniform Crime Reporting Program: Migrating from SRS to NIBRS

Like most other jurisdictions, the Metropolitan Police Department (MPD) reports crime two different ways. Primarily, the Department reports crimes that are defined in the District of Columbia Criminal Code. This aligns with local law and statutes and is how officers classify offenses and makes arrests. MPD also generates crime data using established guidelines that were developed by the Federal Bureau of Investigation (FBI). MPD reports directly to FBI, through monthly submissions of crime and arrest data.

In 2021, the Federal Bureau of Investigations (FBI) phased out the Uniform Crime Reporting (UCR) Program replacing it with the National Incident-Based Reporting System (NIBRS), which captures all details of a crime incident—as well as on separate offenses within the same incident. Up to ten offenses can be captured within the same crime incident.

To comply with the new mandate, on August 1, 2021, MPD launched a new Record Management System (RMS) and began reporting individual crime incidents to the National Incident-Based Reporting System (NIBRS). The FBI requires a full year of NIBRS data for publishing purposes. MPD's reporting system transitioned to NIBRS mid-year in August 2021,

due to the mid-year transition, 2021 data was not published by the FBI UCR Program.

MPD's first full year of NIBRS data was for 2022. Comparative NIBRS for 2022 and 2023 is available on the next page.

DC Code Index Offense vs. FBI NIBRS Data

In the day-to-day operations of the Metropolitan Police Department, the agency reports preliminary crime data as it is defined in the District of Columbia Criminal Code. DC Code and NIBRS data will not match because the crimes are not defined the same. Comparisons between MPD preliminary data as official FBI crime statistics under the National Incident-Based Reporting System (NIBRS) may not reconcile due to:

- » Statistical reported date
- » Changes in classifications
- » The determination that certain offense reports were unfounded
- » Late reporting or the differences between NIBRS and DCR definitions

APPENDIX B

FBI Uniform Crime Reporting Program: Migrating from SRS to NIBRS

Looking for DC Code Index Offense Data?

The Metropolitan Police Department (MPD) relies on the DC Code Index Offense information for daily operational and deployment decisions. The MPD has included DC Code Index Offenses in this Annual Report as this data correctly reflects these serious crime incidents occurring in DC and reported to MPD (see page 32). It also accurately matches the crime data statistics shared with the residents of the District of Columbia.

To get current DC Code Index Offense Data, go to <https://crimecards.dc.gov>

To learn more about the National Incident-Based Reporting System, visit <https://bjs.ojp.gov/national-incident-based-reporting-system-nibrs>



APPENDIX B

FBI Uniform Crime Reporting Program: Migrating from SRS to NIBRS

DC Code Index Offense (DCR) vs. FBI UCR/NIBRS Differences	
DC Code Index Offense	NIBRS
MPD has historically reported DC Code offenses that aligned with the prior FBI UCR reporting. This focuses on an index of serious crime with consistent definitions, but does not represent all crime. <ul style="list-style-type: none">HomicideSex AbuseADWRobberyBurglary – Breaking/enteringMotor Vehicle TheftTheft F/AutoTheftArson	
NIBRS is based on 50 ‘Group A’ offenses and 10 ‘Group B’ Arrest Data and records up to 10 offenses per incident	
DC Index counts are based on the Report Date Only	NIBRS counts are based on the Offense Date
Homicide offenses are based on ‘Date Declared’	Homicide Offenses are based on ‘Offense Date’
Records 1 offense per incident based on a hierarchy rule	Records ALL offenses occurring in an incident
Totals are counted regardless of the RMS report status (Draft, Pending Approved, Completed)	NIBRS ONLY counts offenses within the RMS Report Status of ‘Complete’
Crimes Against Person and Crimes Against Property are counted per incident/event except for Homicide and Sex Abuse	Crimes Against Person are counted per person and Crimes Against Property are counted per incident/event
Homicide Clearances are counted per Victim	NIBRS Clearances are counted per event and only includes prior year offenses and clearances after August 1, 2021
Assaults with a Dangerous Weapon (ADW)	Counts ADWs and Aggravated Assaults regardless if a weapon was used or not
Counts prior year offenses the year the offense was declared or ruled. Closures are added the year they were cleared	Any offenses before July 31, 2021 for which charge updates or clearances were added after August 1, 2021, will not be included in the NIBRS Totals.
Sex Abuse are counted per victim and reflects 1st and 2nd Degree Sex Abuse of adults and attempts of 1st and 2nd degree Sex Abuse	Sex Assaults are counted per victim and includes Adults and Juveniles. Sex Assaults offenses include 1st and 2nd degree as well as lesser Sex Assault offenses such as Fondling

APPENDIX B

FBI Uniform Crime Reporting Program: Migrating from SRS to NIBRS

FBI UCR Citywide Crime Data

UCR Crime information has been included here so that residents have access to that standardized crime data. The estimated population in the District of Columbia in 2023 was 671,803

NIBRS OFFENSES	2022	2023
Murder and Non-negligent Manslaughter	197	264
Rape	235	198
Sodomy	28	24
Sexual Assault With An Object	12	39
Fondling	357	340
Robbery	2,177	3,791
Aggravated Assault	2,428	2,873
Burglary/Breaking & Entering	1,374	1,680
Motor Vehicle Theft	3,824	6,864
Pocket-picking	20	24
Purse-snatching	10	31
Shoplifting	1,521	3,748
Theft From Building	2,216	2,476
Theft from Coin-Operated Machine or Device	10	2
Theft From Motor Vehicle	7,097	7,230
Theft of Motor Vehicle Parts or Accessories	908	704
All Other Larceny	6,778	5,836
Simple Assault	11,893	12,697
Intimidation	4,325	5,168
Kidnapping/Abduction	42	75
Arson	—	1
Extortion/Blackmail	69	90
Counterfeiting/Forgery	292	173
False Pretenses/Swindle/ Confidence Game	1,089	1,367

NIBRS OFFENSES	2022	2023
Credit Card/ATM Fraud	1,465	1,106
Impersonation	9	8
Welfare Fraud	108	112
Wire Fraud	1	9
Identity Theft	1,569	1,442
Hacking/Computer Invasion	235	58
Embezzlement	4	19
Stolen Property Offenses	385	468
Destruction/Damage/Vandalism of Property	12,961	16,859
Drug/Narcotic Violations	1,481	1,328
Drug Equipment Violations	33	32
Incest	—	—
Statutory Rape	—	—
Pornography/Obscene Material	45	72
Betting/Wagering	5	3
Prostitution	1	—
Purchasing Prostitution	13	—
Bribery	5	—
Weapon Law Violations	3,855	6
Human Trafficking, Commercial Sex Acts	—	1
Human Trafficking, Involuntary Servitude	—	4
Animal Cruelty	16	—
NIBRS TOTAL	73,641	86,734

APPENDIX C

Bias-Related Crime in DC

BIAS-RELATED CRIME IN DC

The Metropolitan Police Department (MPD) is committed to working with the community to address bias-motivated crimes in our city. All individuals – whether they are members of targeted communities or those who might commit a hate crime – should know that intolerance and hate crimes have no place in our vibrant city. While the District strives to reduce crime for all residents of and visitors to the city, hate crimes can make a targeted community feel more vulnerable and fearful. In order to combat hate crimes, everyone must work together not just to address specific allegations of hate crimes but also to consistently send a message that they do not reflect DC values. This report highlights the law in the District, recent trends in hate or bias-related crimes, and efforts in the District to address them.

Bias-Related Crimes Law

Under the Bias-Related Crime Act of 1989 (D.C. Official Code § 22-3700 et. seq.), a bias-related, or hate, crime is a criminal act or attempted criminal act that “demonstrates an accused’s prejudice based on the actual or perceived race, color, religion, national origin, sex, age, marital status, personal appearance, sexual orientation, gender identity or expression, family responsibility, homelessness, physical disability, matriculation, or political affiliation of a victim.”

It is important for the community to understand what is—and is not—a hate crime. First and foremost, the incident must be a crime. Although that may seem obvious, most speech is not a hate crime, regardless of how offensive it may be. In addition,

APPENDIX C

Bias-Related Crime in DC

a hate crime is not a specific crime; it is a designation that makes available to the court an enhanced penalty if prosecutors seek a bias crime enhancement. Prosecutors have the challenge of establishing, beyond a reasonable doubt, that a defendant was motivated by prejudice because of an actual or perceived difference.

In short, under the law, there is no specific hate crime but rather a crime demonstrating the bias of the offender. If a person is found guilty of a hate crime, the court may fine the offender up to 1½ times the maximum fine and imprison him or her for up to 1½ times the maximum term authorized for the underlying crime.

It can be difficult to establish a motive for a crime, and an offender may be motivated by

more than one bias. Moreover, there may not be a bright line between two possible types of classifications. For example, an anti-Semitic crime may target Judaism as a religion, Jewishness as an ethnicity, or Israel as a national origin. Therefore, we caution that the classification as a hate crime is subject to change as an investigation proceeds—even as prosecutors continue an investigation. The category under which it is classified may also be subjective.

Addressing Bias-Related Crime

The Metropolitan Police Department is a leader in the area of combating bias-related crimes. The Department works proactively to support consistent reporting and thorough investigations. The Department’s strategy to address bias-related crime includes special-

HOW DO I REPORT HATE CRIMES?

If you have been the victim of a hate crime, or believe you know of or have witnessed a hate crime, you can report this to MPD in several ways.

- Call **911**, for any crime still in progress or that has just happened.
- Call or visit your local MPD district station.
- Call the Hate Crimes Voicemail at **(202) 727-0500**, which allows individuals in the District of Columbia to provide information regarding hate crimes anonymously. Please note that MPD may not be able to investigate the report as a crime if there is not enough information, so contact information for any follow up questions is helpful.
- Mail or email a written statement with the complaint that contains information to support a claim that the incident constitutes a bias-related crime. Statements may be sent to:

Hate Crimes Coordinator
Strategic Change Division / Metropolitan Police Department
441 4th Street, NW, Washington, DC 20001
or
hate.crimes@dc.gov



APPENDIX C

Bias-Related Crime in DC

ized community policing, enhanced officer training, strong data reporting, and robust investigations.

Several MPD units work together to ensure any potential hate crime reported to MPD is identified and investigated. Patrol is often the first unit to identify a hate crime and must note on a police report that there are possible hate crime indicators. Notification is made to the Special Liaison Branch so they can work with the victim and the community, and to detectives to conduct a thorough investigation into both the criminal elements and the possible motive.

Importantly, it is not up to a patrol officer to conclude whether a crime is motivated by bias but only to note that there may be hate crime indicators. Instead, all potential hate crimes are jointly reviewed by an MPD panel to ensure that cases are appropriately classified.

The Department recognizes that it can be difficult for victims to come forward or to report that a crime seemed to be motivated by bias, but we want to assure community members that our officers take every incident seriously and that they will be treated with dignity and compassion. If MPD is able to make an arrest, the case is presented to prosecutors, who then make their own determination on whether there is enough

evidence to take the case to trial and whether to seek a hate crime enhancement.

Special Liaison Branch

The Department’s Special Liaison Branch (SLB) is a model for community policing in its work with historically underserved communities. For more than two decades, the SLB has worked closely with the District’s vibrant communities, in particular its African, Asian, Deaf and Hard of Hearing, interfaith, LGBTQ+, and Latino communities. The important work of SLB is carried out by its core members and affiliate officers. The core members are those assigned to SLB who work on these issues full time. Affiliate officers have volunteered to receive specialized training on diverse communities, issues of importance in the community, and how best to serve them. The affiliates continue to work in their home district but receive coordinated support, information, and trainings through the core members. They also informally reinforce the messages of progressive training, policies, and procedures to officers throughout the Department.

A primary role of SLB is outreach to the represented communities. Although these communities have historically been underserved by law enforcement, this is not the case in the District. The Branch serves as a bridge to members of our larger community whose diversity contributes to the vibrancy of our

APPENDIX C

Bias-Related Crime in DC

city. The core and affiliate officers respond to crime scenes and incidents to support members of our community. The SLB works with crime victims in its communities to support and connect them to non-police services. The SLB also supports the community with incidents which are not necessarily criminal, such as helping to locate missing persons or with death notifications to family members. The Branch hosts and participates in meetings and presentations and provides the community with public safety information that helps promote a better understanding of interacting with MPD members in criminal and casual contact situations.

MPD works to improve the reporting of bias crimes in the community by providing outreach and educational sessions on the importance of reporting crime. For example, SLB members speak regularly on Latino radio and host presentations to and discussions with students about tolerance and safety. In addition to community-building and education efforts, the SLB serves as a communication conduit between the police and the community every day.

The SLB also supports reporting and tracking internally. SLB members provide cultural competency and hate/bias response training to all cadets and recruits, and reminders are provided to all members at roll calls throughout the year.

Bias-Related Hate Crimes Data

As the District bounced back from the pandemic, hate crimes also reemerged, increasing by 16 percent in 2023 when compared to 2022. Crimes motivated by bias against the victim’s ethnicity or national origin increased by 53 percent. One-fifth of the offenses against ethnicity/national origin were related to the Israel-Hamas war that began on October 7, 2023. Crimes motivated by bias against the victim’s race increased by 30 percent. Despite overall increases, two bias categories showed decreases in 2023 when compared to 2022: sexual orientation, which decreased by four percent, and gender identity/expression, which decreased by 33 percent.¹

Data on hate crimes are also available on the MPD webpage (www.mpdcc.dc.gov/transparency). Summary data along with a downloadable dataset including the crime type, where and when a crime occurred, and the bias type are posted monthly.

MPD encourages people to report crimes involving a bias nature and provides a variety of ways to do so, including by calling 911 or by reporting it anonymously by leaving a message at (202) 727-0500 or emailing hate.crimes@dc.gov.

The District is not immune to escalating intolerance and extremism we see across

APPENDIX C

Bias-Related Crime in DC

the country. MPD recognizes that hate crimes pose a threat to the values of diversity and acceptance that are core values for the District. The Metropolitan Police Department is committed to working with all of the District’s communities to combat prejudice and maintain an inclusive society where all people feel safe.

APPENDIX C

Bias-Related Crime in DC

TYPE OF BIAS

Number of Cases by Year					
Type of Hate/Bias	2019	2020	2021	2022	2023
Ethnicity/National Origin	61	29	51	30	46
Race	46	31	40	20	26
Religion	5	1	3	4	12
Sexual Orientation	60	38	38	45	40
Gender Identity/Expression	27	27	16	22	15
Sex/Gender	2		1		1
Disability	1				2
Political Affiliation	1	6		1	
Homelessness				3	
Personal Appearance	*Beginning in January 2022, one offense could have multiple bias categories				1
Disability; Sexual Orientation					1
Ethnicity/National Origin: Homelessness				1	
Ethnicity/National Origin; Race					1
Race; Ethnicity/National Origin; Gender Identity/Expression*				1	
Race; Sexual Orientation*				1	
Religion; Ethnicity/National Origin					1
Sexual Orientation; Gender Identity/Expression*				1	1
Sexual Orientation; Personal Appearance					1
Sexual Orientation; Race					1
TOTAL	203	132	149	129	150

APPENDIX C

Bias-Related Crime in DC

TYPE OF CRIME

	2019	2020	2021	2022	2023
ADW	18	13	19	13	11
Burglary			1	1	
Damage/Defacing/Destruction of Property	27	14	14	12	18
Displaying Symbols	6	6	11	5	11
Homicide				1	
Leaving After Colliding			1		
Lewd, Indecent, Obscene Acts			1		
Riot Act		1			
Robbery	13	1	3	1	4
Sex Abuse	1		1	2	2
Simple Assault	73	52	62	51	58
Stalking	3	3		1	2
Threats	62	41	36	42	36
Violation of CPO		1			
GRAND TOTAL	203	132	149	129	150

APPENDIX C

Bias-Related Crime in DC

LOCATION

District	First			Second			Third			Fourth			Fifth			Sixth			Seventh		
Type of Hate/Bias	'21	'22	'23	'21	'22	'23	'21	'22	'23	'21	'22	'23	'21	'22	'23	'21	'22	'23	'21	'22	'23
Ethnicity/National Origin	13	6	6	16	15	21	12	3	8	4	3	5	5	3	5			1	1		
Race	9	5	6	13	8	9	6	1	5	1	1		9	3	3		1	2	2	1	1
Religion	1		4	2	1	5		1	3												
Sexual Orientation	5	5	5	3	11	11	6	12	13	10	2	4	3	4	2	6	3		5	8	5
Gender Identity/Expression	1	2	2	1	3	2	1	3	3	1		1	9	6	4	2	3	2	1	5	1
Sex/Gender				1	1																
Disability					1									1							
Political Affiliation		1																			
Homelessness														3							
Personal Appearance									1												
Disability; Sexual Orientation									1												
Ethnicity/National Origin; Homelessness*								1													
Ethnicity/National Origin; Race					1																
Race; Ethnicity/National Origin; Gender Identity/Expression*				1																	
Race; Sexual Orientation*											1	1									
Religion; Ethnicity/National Origin																	1				
Sexual Orientation; Ethnicity/ National Origin					1																
Sexual Orientation; Gender Identity/ Expression*		1																			1
Sexual Orientation; Personal Appearance																	1				
TOTAL	29	20	23	36	39	52	25	21	34	16	7	11	26	21	15	8	7	7	9	14	8

The figures reported comply with DC Official Code § 22-3700. Because the DC statute differs from the FBI Uniform Crime Reporting definitions, and includes categories not included in the FBI definitions, these figures may be higher than those reported to the FBI. All figures are subject to change if new information is revealed during the course of an investigation or prosecution.

Appendix D

Littering Enforcement in DC

Littering Enforcement in the District of Columbia

The Metropolitan Police Department (MPD) provides this report in compliance with the Anti-Littering Amendment Act of 2008, effective March 20, 2009 (D.C. Law 17-314, D.C. Official Code § 8-812). For more than a decade, MPD has been authorized to issue littering tickets and has monitored and reported on enforcement. However, unless an individual litters while driving a vehicle, they cannot be required to present identification to police. The result has been a system in which violators cannot be identified and default on more than half of the resulting non-traffic tickets. This, coupled with changing expectations of law enforcement, has led to a steady decrease in tickets issued to pedestrians.

In 2023, no tickets were written to pedestrians for general littering.¹ MPD members wrote 21 Notices of Infraction (NOIs) for littering from a vehicle, of which three were warning tickets.² Three of the 18 non-warning tickets were dismissed by the Department of Motor Vehicles Bureau of Adjudication.

TICKETS FOR LITTERING FROM A VEHICLE (NOIs) 2023

Unit	Issued (Actual)	Issued (Warning)	Dismissed
First District	1	0	0
Second District	1	1	1
Third District	2	0	0
Fourth District	2	1	0
Fifth District	6	0	2
Sixth District	1	0	0
Seventh District	0	1	0
Other MPD Unit	5	0	0
TOTAL	18	3	3

¹ In order to issue a ticket, an officer must personally observe the litterer intentionally or carelessly dropping rubbish, waste matter, refuse, garbage, trash, debris, dead animals or other discarded materials of every kind and description, on public space, in waterways, or on private property not under his or her control. The fine for this littering violation is \$75, with any appeals adjudicated by the Office of Administrative Hearings.

² District regulations also prohibit any person from disposing, causing, or allowing the disposal of litter from a vehicle upon any public or private property. Litter shall include all rubbish, waste matter, refuse, garbage, trash, debris, dead animals, or other discarded materials of every kind and description. The penalty for the offense is a \$100 fine, with any appeals adjudicated by the Department of Motor Vehicles.

APPENDIX E

Citizen Complaints


The Metropolitan Police Department (MPD) is committed to providing professional, high-quality services to all; MPD does not tolerate misconduct or wrongdoing on the part of its members. If you believe you have been subject-ed to, or witnessed, police misconduct of any type, MPD encourages you to report the incident to either MPD or the Office of Police Complaints (OPC). There are many convenient ways for you to file complaints, including in-person, over the telephone, or via mail, email or fax.

WHAT IS THE PROCESS ONCE A CITIZEN COMPLAINT IS MADE?

A complaint may be submitted to either the Metropolitan Police Department (MPD) or the Office of Police Complaints (OPC). The MPD notifies the OPC of all complaints it receives, and the OPC determines which agency (MPD or OPC) will investigate the complaint, with the exception of criminal complaints. The MPD investigates all criminal complaints.

- When MPD receives a completed complaint, it is transmitted to OPC for evaluation and determination of investigative authority.
- If a complaint is referred to MPD by OPC, the MPD official responsible for investigating the complaint contacts you to let you know he or she is investigating the allegation. If necessary, the official will obtain additional information.
- The complaint is investigated: any available evidence is reviewed, and witnesses and officers (against whom the complaint is filed) are interviewed. The officers are entitled to know the complainant's name, if known, and the nature of the complaint. However, MPD will not reveal the complainant's name if the complainant requests to remain anonymous.
- Investigation is completed and one of the following conclusions is made:
 - Sustained: A preponderance of the evidence supports that the conduct occurred and the member's actions violated MPD policy or training
 - Insufficient Facts: A preponderance of the evidence does not support that the conduct occurred
 - Exonerated: A preponderance of the evidence supports that the conducted occurred but did not violate MPD policy or training
 - Unfounded: A preponderance of the evidence supports that the conduct did not occur.
- You are notified of the outcome of the investigation. If you do not agree with the outcome, you may appeal the decision in writing by sending a letter to the Chief of Police at:

Chief of Police
Metropolitan Police Department
441 4th Street, NW
Washington, DC 20001



APPENDIX E

Citizen Complaints

COMPLAINTS RECEIVED BY THE MPD and OPC

In 2023, 806 citizen complaint cases were submitted to the Metropolitan Police Department (MPD) or the Office of Police Complaints (OPC). Some complaints involve more than one allegation and/or more than one officer, so the total number of Allegations of Misconduct and the total number of officers involved will not match the number of cases.

	2022	2023
Open	225	1
Closed	473	805
Total	698	806

DISPOSITION OF CLOSED CASES

Of the 805 closed citizen complaint cases in 2023, nine percent were sustained.

DISPOSITION	2022	2023
Conciliated	N/A	1
OPC Dismissed	33	268
Exonerated	62	72
Insufficient Facts	61	78
Justified within Dept Policy	42	11
Mediated	13	22
Not Justified Use of Force	3	1
Rapid Resolution	91	67
Sustained	68	73
Training Referral	45	36
Unfounded	40	139
Withdrawn	15	37
Total Closed Cases	473	805

APPENDIX E

Citizen Complaints

Allegations of Misconduct

CATEGORY OF MISCONDUCT	2022	2023
Abuse of Authority	17	9
Bias/Discriminatory Treatment	10	27
Conduct Unbecoming	49	119
Demeaning Language	92	109
Excessive Force/Use of Force/Unnecessary Force	38	54
Fail to Take Police Report	57	50
Failure to Take Proper Police Action	16	29
Harassment	192	0
Illegal Search	2	161
Mishandling Property	2	5
Neglect of Duty	2	2
Failure to Provide ID	7	9
Orders/Directives Violation	15	13
Other	33	1
Poor/Lack of Police Service	154	191
Racial Profiling	0	1
Rude/Unprofessional	12	26
Sexual Misconduct	0	0
TOTAL	698	806

APPENDIX E

Citizen Complaints

Demographics of Officers Who Received Complaints

GENDER	2022	2023
Female	114	178
Male	490	733
Unidentified	94	14
TOTAL	698	925

Officer’s District Assignment

POLICE DISTRICT	2022	2023
First District	88	85
Second District	77	98
Third District	88	111
Fourth District	75	137
Fifth District	103	119
Sixth District	75	108
Seventh District	99	132
Other	93	135
TOTAL	698	925

Demographics of Officers Who Received Complaints

RACE	2021	2022
American Indian/Alaskan Native	0	0
Asian/Pacific Islander	34	42
Black/African American	328	465
White/Caucasian	176	287
Hispanic	66	113
Unidentified	94	18
TOTAL	698	925

District Where Complaint Occurred

POLICE DISTRICT	2022	2023
First District	127	146
Second District	95	95
Third District	88	111
Fourth District	80	117
Fifth District	96	108
Sixth District	79	87
Seventh District	84	116
Other	49	26
TOTAL	698	806

APPENDIX E

Citizen Complaints

Officer's Years Of Service

Some complaints involve more than one allegation and/or more than one officer, so the total number of Allegations of Misconduct and the total number of officers involved will not match the number of cases.

	2022	2023
Under 3 Years	219	347
3-5 Years	122	215
6-10 Years	94	83
11-15 Years	72	137
16-20 Years	62	76
21-25 Years	17	23
26-30 Years	8	19
30 Years or More	104	25
Unknown	698	925
TOTAL	829	698

Officers with Multiple Complaints

The number of complaints against an officer is per calendar year.

NUMBER OF COMPLAINTS	2022	2023
Two complaints	69	184
Three complaints	17	46
Four complaints	5	13
Five complaints	0	3
More than 5 complaints	1	6
TOTAL	92	252

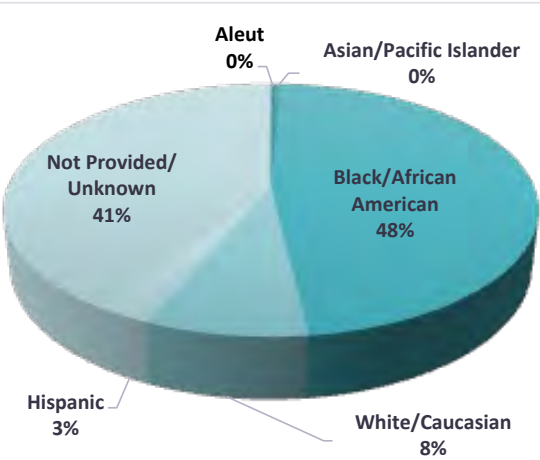
APPENDIX E

Citizen Complaints

Complainants Who Filed Multiple Complaints

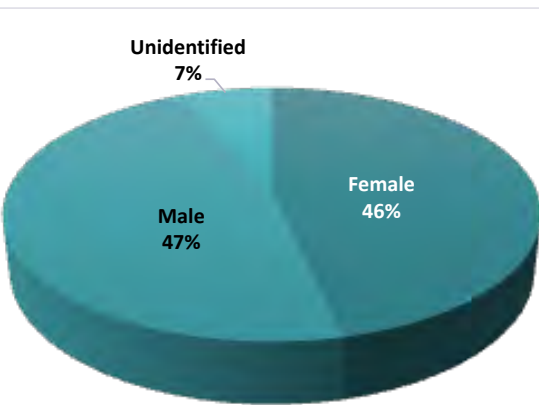
NUMBER OF COMPLAINTS	2022	2023
Two complaints	37	22
Three complaints	1	8
Four complaints	0	4
Five complaints	0	1
More than 5 complaints	0	6
TOTAL	38	41

Complainant's Race



Note: Some cases have multiple complainants.

Complainant's Gender



Note: Some cases have multiple complainants.

APPENDIX F

Remembering MPD’s Fallen Heroes

The Metropolitan Police Department dedicates this report to the outstanding and heroic members who died in the line of duty. Their service and sacrifice are deeply appreciated and forever remembered.

For more information on these officers, and all MPD members who have died in the line of duty, visit the MPD website at www.mpdcdc.gov/memorial.



2000–Present

Wayne David..... August 28, 2024
Keith Williams..... June 4, 2020
Donna L. Allen.....April 8, 2020
Mark EckenrodeApril 6, 2020
Paul Dittamo.....October 30, 2010
Wayne C. PittApril 11, 2007
Gerard W. Burke March 23, 2006
James McBride..... August 10, 2005
Joseph Pozell.....May 17, 2005
Clifton Rife II June 2, 2004
John S. Ashley.....May 30, 2004

1975–1999

Thomas Hamlette, Jr..... July 18, 1998
Robert L. Johnson, Jr..... April 27, 1997
Oliver W. Smith February 26, 1997
Brian T. Gibson.....February 5, 1997
Anthony W. Simms.....May 25, 1996
Scott S. Lewis October 6, 1995
James McGee, Jr. February 7, 1995
Henry J. Daly.....November 22, 1994
Jason E. White..... December 30, 1993
Ernest C. Ricks..... May 17, 1989

Robert RemingtonMay 19, 1987
Kevin Welsh..... August 4, 1986
Joseph M. CournoyerJanuary 29, 1985
Raymond E. Mumford March 11, 1983
Robert K. Best December 15, 1982
Donald G. LuningSeptember 14, 1982
Arthur P. Snyder.....February 12, 1980
Richard F. Giguere June 6, 1979
Alfred V. Jackson June 6, 1979
Bernis Carr, Jr. February 16, 1978
Bruce W. WilsonApril 26, 1977
Michael J. Acri October 16, 1976

1950–1974

Gail A. Cobb.....September 20, 1974
George D. Jones, Jr.....March 24, 1973
Ronnie W. Hassell..... December 2, 1972
Dana E. Harwood.....September 25, 1972
Jerry W. Morris December 4, 1971
William L. SigmonMay 25, 1971
Jerrard F. Young.....May 21, 1971
Glen FisherMarch 10, 1971
David H. Rose.....February 20, 1971
Allan L. NairnNovember 30, 1969

Michael J. Cody.....July 14, 1969
David C. HawfieldJuly 14, 1969
Willie C. Ivery.....November 15, 1968
Stephen A. Williams.....July 2, 1968
Eugene I. WilliamsFebruary 27, 1968
Lawrence L. Dorsey February 2, 1968
Gilbert M. SilviaNovember 25, 1967
Russell W. Ponton.....May 2, 1967
Marvin L. Stocker.....March 23, 1966
Marcus P. Willis..... December 27, 1965
Martin I. Donovan.....July 9, 1964
Robert D. Handwerk January 24, 1964
David C. Higginbotham December 7, 1963
Elmer L. Hunter March 20, 1963
James Roche.....June 30, 1962
Terrell M. Dodson April 17, 1960
Donald J. Brereton.....January 7, 1960
Harold K. Shelton..... May 3, 1959
Lester G. Myers November 13, 1958
George W. CasselsJuly 12, 1953

1925–1950

Grady A. Beacham..... December 2, 1948
Mortimer P. DonoghueSeptember 15, 1948

Hubert W. Estes..... May 16, 1947
Richard H. Taylor December 13, 1946
Harry E. Hamilton November 1, 1946
Donald W. Downs.....September 1, 1946
William J. Weston Jr..... March 4, 1945
Charles R. Johnston.....May 9, 1943
Irving Rosenberg..... February 15, 1942
Uel M. Gaile..... August 19, 1940
Charles F. Cummins..... June 12, 1940
Robert W. Davis January 1, 1940
Raymond E. GrantAugust 14, 1939
Richard T. Conklin June 5, 1938
Earnest T. WessellsApril 23, 1938
Paul W. Jones..... March 14, 1936
Frank L. Nussbaum..... February 16, 1936
Jessie L. Taylor May 1, 1931
Raymond V. Sinclair..... December 28, 1934
George W. ShinaultAugust 14, 1932
Elmer A. Swanson..... July 6, 1932
Arthur H. Gelhar..... August 8, 1931
Charles D. Poole August 4, 1931
Frank J. Scoville.....September 24, 1930
Frederick W. Bauer June 6, 1930
Ross H. Kaylor December 10, 1929
Edgar P. Alexander November 16, 1929

Harry J. McDonald July 22, 1929
William S. Buchanan April 18, 1929
John F. McAuliffe January 21, 1929
Claude O. Rupe October 14, 1928
James G. Helm February 11, 1928
Leo W. Busch.....September 28, 1926
Earl A. Skinner June 9, 1926
Claude C. Koontz.....November 30, 1925

1900–1924

Raymond C. Leisinge.....August 28, 1924
John W. Purcell October 17, 1923
Frederick G. StangeFebruary 28, 1923
Edmund P. Keleher..... January 10, 1922
George C. Chinn October 20, 1921
Samuel C. Hayden..... February 27, 1921
Preston E. Bradley February 21, 1921
Oscar A. McKimmie..... January 17, 1920
James E. Armstrong December 20, 1919
Isaac W. Halbfinger July 22, 1919
Harry Wilson.....July 21, 1919
Lester M. Kidwell.....July 11, 1918
John A. Conrad.....May 21, 1918
David T. Dunigan.....May 21, 1918

Willie R. GawenMarch 2, 1915
William C. Farquhar October 22, 1913
Eugene C. Smith January 1, 1910
William H. Mathews.....March 5, 1909
William E. Yetton..... November 9, 1908
John J. Smith.....July 7, 1904

1861–1899

Junius B. Slack..... November 27, 1891
Adolphus Constantine.....September 10, 1891
Americus N. Crippen November 5, 1889
Frederick M. PassauMay 17, 1889
John H. Fowler.....September 9, 1884
Robert FleetAugust 20, 1874
Francis M. Doyle.....December 29, 1871



METROPOLITAN POLICE DEPARTMENT

441 4th Street, NW
Washington, DC 20001

mpdc.dc.gov

Policing *with Purpose.*
Serving *with Care.*