

METROPOLITAN POLICE DEPARTMENT

ANNUAL REPORT



2012

TABLE OF CONTENTS

Message from the Mayor	3
Message from the Chief	5
2012: Year in Review	6
Anatomy of a Homicide Case	12
Customized Community Policing & Police Patrols	16
Organization of the MPD	18
DC Code Index Offenses vs. FBI Uniform Crime Reporting Offenses	20
Crime in the District of Columbia	22
Homicide Analysis	24
Violent Crimes	26
Property Crimes	27
Bias-Related Crimes	28
Firearm Recoveries	29
DC Code Arrest Trends	30
Traffic Safety	32
Calls for Service	33
Personnel	34
Citizen Complaints & Use of Force	36
Budget	37
Fleet	38
Appendices Index	39

MISSION

It is the mission of the Metropolitan Police Department to safeguard the District of Columbia and protect its residents and visitors by providing the highest quality of police service with integrity, compassion, and a commitment to innovation that integrates people, technology and progressive business systems.

GUIDING PRINCIPLES

1. Reduce crime and the fear of crime in the community.
2. Change the culture of the MPD from reacting to crime to building and sustaining safe neighborhoods.
3. Position the MPD to be viewed and respected nationally and internationally as a model for how it serves the community.
4. Build homeland security into the culture of the MPD and the community without creating fear.
5. Make the relationship between police and neighborhoods paramount — tailoring policing to neighborhoods.
6. Build on what the MPD is doing right.
7. Focus on MPD's routine activities, fostering innovation and initiative, all the while maintaining fiscal accountability.
8. Encourage teamwork and leadership at every level of the police Department and throughout the community.
9. Emphasize that every MPD employee has the power to influence positive change — and encourage them to improve the service they provide to both the Department and community.
10. Throughout the Department, focus on how the MPD can address youth issues.
11. Enhance follow-up in all aspects of the Department to meet community needs.

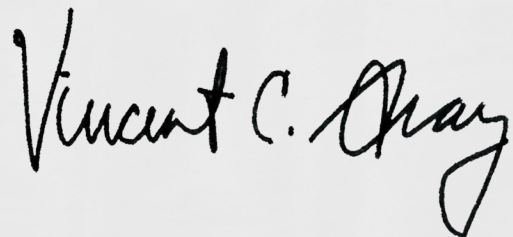


MESSAGE FROM THE MAYOR

Public safety in the District of Columbia has been a top priority of my administration since my first day in office. This includes the steady reduction of the homicide rate, a longtime goal of city leaders. Last year, the District reached a key milestone capping a significant four-year decline in homicides with the lowest number in over a half century. For the first time in 50-years the rate dropped below 100 due to cutting-edge police work from the country's best police force working in conjunction with positive economic and public health trends.

The Metropolitan Police Department's (MPD) 2012 Annual Report documents this historic drop in homicides as well as the many other victories, both large and small, that the city has made in the last year to help build safe communities. The report highlights how the MPD under the tireless leadership of Chief Lanier, and with the support of Deputy Mayor for Public Safety and Justice Paul Quander have made tremendous strides in the reduction of homicides in the District of Columbia. However, with each homicide we continue to grieve – one murder is always one too many for our neighborhoods and the larger District community. We must continue to work together as a city to push for safe neighborhoods, reduce violence and preserve human life in all eight wards of our great city.

I want to commend members of the MPD and Chief Lanier for working diligently to get offenders off our streets and shut down illegal fencing operations. MPD continues to partner with the community and the private sector to create a safer District of Columbia. For example, strategic efforts like engaging the cell-phone industry to reform their policies to stem the theft and resale of cell-phones ultimately makes the District a safer place for all. I thank all members of the MPD for their dedication to this city and I look forward to continue to work with the MPD to make the District a safe place for those who live, work and visit our Nation's capital.





MESSAGE FROM THE CHIEF

I have always felt that having fewer than 100 homicides District-wide was an achievable goal. We had to get to a tipping point where it was clearly understood – as both a city and a police department – that we could reduce the number of homicides. In 2012, the District of Columbia had 88 homicides – the lowest number on record since 1961. Additionally, the Metropolitan Police Department’s case-closure rate for homicides was 82 percent, which is well above the national average.

By focusing on gangs, guns and investing in technology in recent years we have made a real impact on violent crime. We have also developed trusting relationships with our communities, and we are getting more information from the community than I have experienced in 23 years.

The community has embraced the Department’s 50-411 text tip line. In 2012, MPD received 2,036 text tips, nearly six times the number of tips received since the year the system was launched in 2008. And reward payouts for violent crimes continue to increase. MPD continues to connect with the community in a variety of ways. Approximately 16,000 residents are members of the email discussion groups in all seven police districts. The department also uses Facebook, Twitter and YouTube accounts to publicize and solve crimes.

As overall homicides in the District declined, the city also saw notable reductions in homicides involving youth. Over a four-year period, juvenile victims of homicides declined 85 percent, and juvenile homicide offenders declined 63 percent. MPD’s focus on robberies also had a positive impact. The department worked diligently to address this challenge through a number of initiatives. As a result, we substantially reduced the number of robberies in the later months of 2012, so that we ended the year even, compared to the previous year.

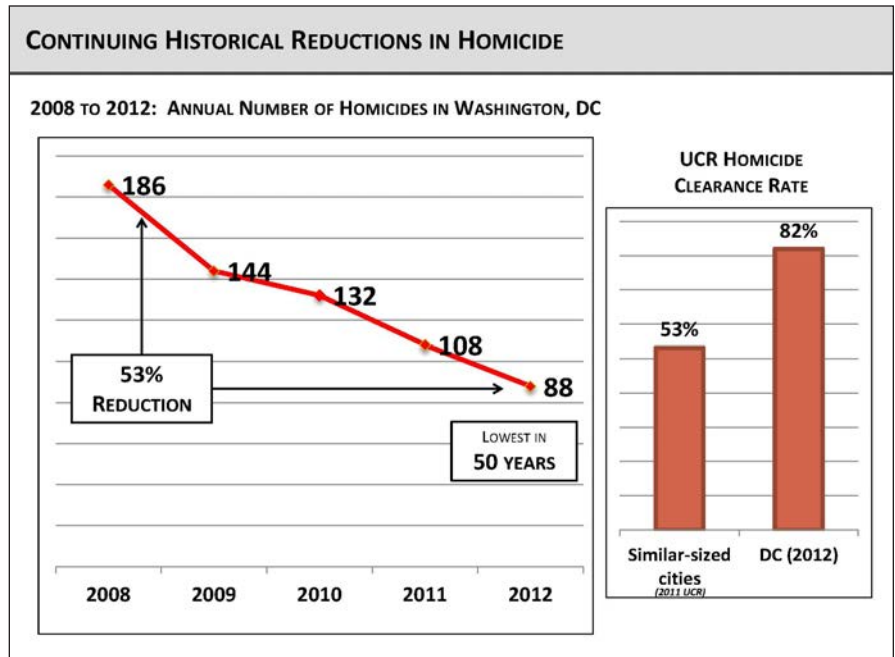
The accomplishments of this police department would not have been possible if not for the sworn and civilian members who work tirelessly to keep the people of the District of Columbia safe and secure. Their dedication and professionalism inspires me every day and I want to thank them and their families for all that they do.

Cathy L. Lanier

Each year, the District of Columbia is home to numerous noteworthy events and activities, and every year, the Metropolitan Police Department (MPD) plays an important role in many of them. For the first time since 1933, Washington, DC, had a baseball team in the playoffs, and the MPD was there to assist with the crowd control, traffic management, and security that was necessary throughout the regular and post season games. The MPD became the first major department to allow Sikhs to wear visible articles of faith, such as turbans and beards, while on duty. Preparations for the Presidential Inauguration – set for January 2013 – kicked into high gear. But, most significantly, the number of homicides in the District of Columbia dropped below 100, to a total the city hasn't seen since the 1960s.

Crime in the District of Columbia

In 2012, the Metropolitan Police Department ended the year with 88 homicides, a 53 percent reduction since 2008. In four short years, the MPD saw a reduction of homicides by more than half, a level this city has not seen since 1961. This significant reduction in homicides is bucking a national trend seen in other cities like Baltimore, Cleveland, Chicago, Detroit, Philadelphia, and others, where homicides have increased. Additionally, the MPD's homicide closure rate of 82 percent was again well above



national averages. Our officers and detectives continue to send the important message that if you choose to take the life of another person, we will find you and hold you accountable.

As overall homicides in the District declined, the city also saw notable reductions in homicides involving youth. Juvenile victims of homicides declined 85 percent, and juvenile homicide offenders declined 63 percent.

MPD's focus on robberies also had a positive impact. Similarly to other cities around the country, the District began the first couple months of 2012 with a nearly 50 percent increase in robberies compared to the same period in 2011. The department worked diligently to address this challenge through a number of initiatives. Mayor Gray

commended Chief Lanier and MPD for getting offenders off the street, shutting down illegal fencing operations and working with the cell-phone industry to reform their policies to stop allowing the reactivation of stolen phones. As a result, we substantially reduced the number of robberies in the last several months, so that we ended 2012 even, compared to the previous year.

Community Outreach

Cadet Program

The Police Cadet Training Program provides educational and on-the-job training opportunities to qualified District of Columbia residents. Applicants must graduate from a District of Columbia high school and express an interest in

becoming police officers with the DC Metropolitan Police Department. In order to qualify for the Police Cadet Training Program, candidates must meet similar requirements to those required of entry-level police officers. Police Cadet Training Program applicants must pass college-level entrance examinations in English and Math. As the MPD closed out 2012, 13 young adults were actively participating in the department's Cadet Program. Of those, 11 cadets were attending the University of the District of Columbia.

Connecting to the Community through Technology

The Metropolitan Police Department is continually seeking

new and innovative ways to connect with the community. While monthly PSA Community meetings continue to provide face-to-face interactions between concerned citizens and department members, more and more people are turning to the Internet for that connection. The Department uses text tip and gun tip lines to help us close crimes, is connected to over 16,000 subscribers on email list groups, and manages thousands of followers on Facebook, Twitter, YouTube and Pinterest.

Tips and Rewards

Since the MPD's text tip line, 50-411, was introduced in 2008, the number of text tips received has increased markedly. This past

year, the Department received over 2,000 text tips, six times the number received the year the system was first launched. Members of the community have continued to provide us with vital information to help close cases. Monetary reward payouts this past fiscal year exceeded \$500,000—more than double what was distributed in 2007. These are more than just symbolic numbers; these increases in tips and reward payouts represent actionable information that takes more illegal guns off the street and puts more dangerous offenders behind bars.

Grade DC

In early 2012, the Metropolitan Police Department joined the District of Columbia's Grade DC initiative. Everyone is now invited to share their thoughts on our service—positive or negative — through MPD's email groups, our social media, or by visiting the Grade DC website. The Metropolitan Police Department ended 2012 with a grade of B-. Input from the Grade DC comments have been reviewed and taken into consideration for future improvement. Get more information and submit your own comments or suggestions at grade.dc.gov.

Police Initiatives

Robbery Intervention Program

In 2012, the Metropolitan Police Department assembled a team

PROPS to the COP

Chief Lanier Honored at SALDEF Gala

In May of 2012, Chief Cathy Lanier became the first police chief of a major metropolitan police department to update grooming standards to allow Sikh Americans to serve with their articles of faith. The policy is the result of an eight year partnership between MPD and the Sikh American Legal Defense and Education Fund (SALDEF). Since 2004, over 4,000 MPD officers have participated in cultural awareness training through SALDEF's Law Enforcement Partnership Program.

Read more about it on SALDEF's website at www.saldef.org.



Read All About It!

Lanier Featured in Governing Magazine

In a July 2012 article in **Governing Magazine**, titled "Cathy Lanier Changes Policing in DC and Maybe Everywhere Else," a feature spread explores Lanier's new approach to community policing and her "rejection of zero-tolerance policing that's driven urban crime fighting for a generation." Read more at www.governing.com.



of the best plain clothes officers from across the city to create the Robbery Intervention Program (RIP). Armed with the most up-to-date intelligence from the department's analytical team, the goal of this team was to address the growing concern about robberies in the District of Columbia. In just over three months, the members of the RIP team arrested over 220 dangerous offenders and recovered almost 40 illegal firearms. Over the course of 2012, there was a 13 percent increase in robbery arrests compared to 2011.

Implementing Change to Reduce Cell Phone Theft

In 2012, the Metropolitan Police Department took major steps to fight cell phone thefts by reforming the industry. Chief Cathy Lanier worked closely with legisla-

tors, the Federal Communications Commission (FCC), and members of the cell phone industry to make important changes to the ways services are managed after a cell phone is reported stolen. The driving force behind almost any robbery is profit, and if stolen cell phones are inoperable and useless, they lose their value for thieves. Remotely deactivating a cell phone, or "bricking" it does just that. Today, the MPD is pleased that more advanced databases and procedures exist to prevent the reactivation of stolen smart phones.

Summer Crime Initiative

The focus of the 2012 Summer Crime Initiative was on building safe neighborhoods. Throughout the summer months, the MPD held, coordinated or partnered on over 140 summer events and pro-

grams that reached over 19,700 members of the community, mostly youth and families. During the initiative, homicides in targeted areas decreased by 71 percent; robberies in targeted areas decreased by 15 percent; and burglaries in targeted areas decreased by 14 percent.

During the summer of 2012, the MPD also conducted reverse operations targeting businesses dealing in stolen goods, primarily cellular phones and electronic devices. Thirty-nine people associated with 25 businesses dealing stolen goods were arrested, and hundreds of cellular and electronic devices were recovered along with a number of guns and illegal drugs.

All Hands on Deck

For the past six years, the MPD has utilized the All Hands on Deck (AHOD) initiative to address crime trends. This proactive measure is aimed at capping crime trends by putting more officers on patrol and engaging them in one-on-one interactions with residents. During AHOD, all available police officers and recruits with the Metropolitan Police Department are called to duty as assigned to patrol the city's streets for 48 hours. With arrests made during all four AHOD initiatives totaling over 1,300 and an average reduction of crime by two percent, the AHODs conducted during 2012 were a great success.

Consolidated Forensic Lab

Washington, DC, has put all its

forensic tools in one basket—the Consolidated Forensic Laboratory (CFL)—to create faster, more efficient service to the District of Columbia. The CFL has been years in the making, originating in 2005 with a needs assessment evaluation and programming development. Launched in October 2012, the CFL now houses 270 employees incorporating the main public safety functions involved in forensic sciences, including the Office of the Chief Medical Examiner (OCME) and the newly created Department of Forensic Sciences (DFS), made up of the former MPD Crime Lab and Public Health Lab (formerly part of Department of Health). The MPD Crime Scene Investigations Division (CSID) is also co-located within the building. The newly created DFS agency includes the Fingerprint, Firearms, DNA and Trace Evidence Units, along with the District's Public Health Laboratory (PHL) under an independent and scientific management reporting to the Deputy Mayor for Public Safety and Justice. The MPD function of crime scene investigations was shifted to the responsibility of DFS. During 2012, the MPD's Crime Scene Investigations Division (CSID) transferred its entire operation to the CFL, ensuring a smooth transition without any drop in service.

Traffic Safety

The District of Columbia had 19 traffic fatalities in 2012, down

from 32 in 2011, a reduction of nearly 41 percent. This is in sharp contrast with the national trend that saw an increase in 2012, after six years of decreases according to the US Department of Transportation's National Highway Traffic Safety Administration (NHTSA). The MPD saw decreases in the categories of driver, passenger, pedestrian and bicyclist fatalities, and a slight increase in fatalities involving motorcycle drivers. There were significant decreases in two major factors that contribute to crashes and fatalities. Speed-related deaths decreased in the District by 71 percent, and red light running-related fatalities decreased by 67 percent.

Technology

Increased Use of Video Recovery for Investigations

The District of Columbia has hundreds of cameras located throughout the city, which are used for homeland security, neighborhood crime prevention, and traffic enforcement. These devices have also become valuable tools in attempting to identify suspects who were recorded while committing crimes. Videos

of suspects who committed burglaries, robberies, hit-and-runs, and other crimes are now regularly posted on the MPD's YouTube channel. Numerous cases were closed with the assistance of tips from viewers.

Citizen Online Reporting Tool

The MPD's new online crime reporting tool provides residents with a quick and easy way to report a variety of non-emergency incidents to the police and print a copy of the police report. Residents can now report incidents such as lost property, lost vehicle tags, theft, or theft from auto, and destruction of or damage to property. Nearly two-thirds of the 2,326 cases filed online would likely have gone unreported prior to the release of this reporting tool. So, while the number of reports may have increased, the portal helps the Department better

METROPOLITAN POLICE DEPARTMENT WASHINGTON, DC

For non-emergency reports only

Online Reporting Tool

Select Incident Type

There are several different incident types that can be entered using the internet. Please select one from the list below and continue. If the incident you are reporting has a known suspect, you should instead call us.

Select	Incident Type	Definition	Examples
<input type="radio"/>	Damage to Property	Incident where physical damage is caused to your property, but there is not enough information or circumstances do not warrant it being reported as a crime. This category excludes damage incurred as a result of a traffic crash.	You park your vehicle in a public garage. When you return a couple days later, there is a large dent in the left back bumper of your vehicle. It is unknown what caused the damage.
<input type="radio"/>	Destruction of Property	Incident where someone willfully causes, or attempts to cause, physical destruction of your property. This category excludes damage incurred as a result of a traffic crash.	Someone willfully breaks a window in your garage while you are sleeping in the adjoining house. There are no witnesses to this event.
<input type="radio"/>	Lost Property	Personal or commercial property that is lost, missing or misplaced.	You leave your purse somewhere in a convenience store while shopping but do not realize it for several hours.
<input type="radio"/>	Lost Tags	Incident where tags (license plates) are lost or missing from a vehicle not due to theft.	The tags fall off your motorcycle during a drive to work. You do not notice it until you get home that afternoon.
<input type="radio"/>	Theft	The wrongful taking of another's property without force or the threat of force. Excludes thefts of and from motor vehicles (e.g., cars, motorcycles, segways, etc.) and robbery-pickpocket cases, where someone has taken something from your person. Includes attempts to commit theft also.	A stranger picks up your iPhone from the counter of a restaurant when you walked away for a couple minutes to speak to a friend. The stranger leaves the store before you notice your phone is gone.
<input type="radio"/>	Theft from Auto	Theft of another's property from his/her motor vehicle. Includes attempts to steal property from your vehicle also.	You leave your car unattended during the summer to run into the dry cleaner. You leave the driver's window rolled down. When you return, you find the backpack you left on the front seat missing.

Start Report

track and more efficiently address those incidents in a cost-effective manner and responsibly allocate police resources.

Training

Specialized Training

The Metropolitan Police Department is committed to serving all members of the community and understands that sometimes special training is required to meet their needs. Since the inception of the Crisis Intervention Officer (CIO) program in April 2009, the Metropolitan Police Academy (MPA) has graduated approximately 495 certified MPD Crisis Intervention Officers. Through the two CIO refresher courses taught in 2012, the MPA graduated approximately 76 officers. Crisis intervention coordinator training has also been offered to several lieutenants and captains.

Additionally, the MPA has collaborated with members of the Special Liaison Unit (SLU); the Lesbian, Gay, Bisexual Transgender (LGBT) community; the Latino community; the Asian Pacific Islander community; the Deaf and Hard of Hearing community; and Gallaudet University to train SLU Officer Affiliates in diversity, sensitivity, and cultural awareness. The MPD taught five classes in 2012, training 109 officers in the process.

Distance Learning

On October 1, 2012, the Met-

ropolitan Police Academy (MPA) launched its new Learning Management System, Acadis, which allows members to register for training, engage in distance learning, and review their training records electronically. This system also allows staff at the academy to import data such as outside training, certificates and certifications, education, military experience, languages spoken and employment history. Members are able to view information and print any certificates that are attached to their personal records. The Acadis system also allows academy staff to create and design test templates to enable members to take written and observed tests electronically. Since

January, 2012 using SiTEL's online learning component and the Acadis online learning component, the MPA has developed and/or presented online modules which have been completed by 13,000 participants.

Officer Training

The Recruit Officer Training Program curriculum went through a complete overhaul in 2012. All existing lesson plans were reviewed for accuracy and applicability. Scenario-based training was incorporated into the curriculum so instructors could better evaluate participants' understanding of the lecture materials. Updates to the curriculum were made based

Training Highlights

The MPA either hosted or facilitated 24 events with over 8,500 participants in 2012. Some of the highlights include:

- ★ 3,468 members attended 2012 Professional Development training
- ★ 109 members were given Special Liaison Unit (SLU)/GLBTQ training
- ★ 276 members qualified with the patrol rifle
- ★ 7 new instructors were trained in the five-day Instructor Certification class
- ★ 15 members were trained on police scooters
- ★ 16 members graduated from a police mountain bike class
- ★ 3 police Segway classes were taught
- ★ 30 members were trained on the new Intoximeter EC IR II
- ★ 52 members received training through the new License Plate Reader (LPR) course that was added in 2012
- ★ 164 members were trained in human trafficking and prostitution
- ★ 188 members took the Grenadier Training
- ★ 131 more members were certified in PCP Handling and Certification
- ★ 165 members were recertified in STAT HAZ-MAT training
- ★ 67 members graduated from the Initial Law Enforcement Response to Suicide Bombers training

on changes to law or policy, and new media was incorporated into the classroom lectures to make the classes more engaging to the students. Training schedules were also modified to enhance continuity. Finally, adjunct instructors are now teaching at the academy on a detailed basis to provide and assist in recruit training as needed. In 2012, the MPD trained over 100 new recruits in five recruit classes.

Updates to the Senior Police Officer Program and Probationary Review Process

Whether it's a seasoned veteran or a new recruit, the Metropolitan Police Department values its highly qualified applicants. Most new recruits come to the Department through a conventional application. Additionally, some retired police officers choose to return to work at the MPD after retirement through the Senior Police Officer (SPO) program. In 2012, the Human Resources Management Division conducted a major update to the SPO program, which had not accepted any new applicants in over five years. This update included publishing a new General Order and reopening the application process to retired members. Response from both current and retired members was significant, and the Department almost doubled the current number of SPOs on the force, with the total increasing to 43 by December 2012. Additionally, the Department contin-

ues to improve and streamline the probationary process in advance of the hundreds of new recruits expected to graduate from the Metropolitan Police Academy. In 2012 and 2013, Department partners began conducting regular conference calls and monitoring the progress of probationary officers through a master tracking system, instilling additional accountability to ensure timely completion of the process.

Telecommuting

The Telecommuting Program, which was formally implemented in November 2011 was enhanced to allow eligible, participating civilian employees to work at alternative worksites either on a regularly scheduled basis or during an emergency, based upon the needs and mission of the Metropolitan Police Department. In addition to being a valuable tool for continuity of operations during natural or man-made emergencies, the Telecommuting Program serves as a recruitment and retention tool, to help participants balance their home and work lives, and improve employee productivity and morale.

MPD Fitness Challenge 2012

In the summer of 2012, the MPD completed Phase V of the MPD Fitness Challenge. This was the most exciting Challenge thus far. Nearly 300 people registered, including teams from the Deputy Mayor's Office and the US Attorney's Office. At the June 5th

kick-off event, Washington Redskin LaVar Arrington, National's Second Baseman Danny Espinosa, and NBC4 News Personalities Jim Vance, Doreen Gentzler, and Dan Hellie cheered MPD on from the sidelines. Collectively, participants lost over 912 pounds and are on track to maintaining their health.

Looking Forward

The Metropolitan Police Department is proud of the accomplishments made in 2012, but there is still room for progress. At the close of the year, the Department began exploring the economic benefits of reducing violent crime. Existing research has already made it clear that there is a cost to crime that goes well beyond the loss of property that may be experienced by the victim. While that cost is certainly significant, there are other financial costs to the city and society. Through this ongoing research, several developing areas in the District of Columbia have been identified. With this information, the Metropolitan Police Department can begin to make future projections for needed resources in currently developing neighborhoods, make deployment changes in fully-developed areas, and discuss plans for pre-developing areas. The MPD is already taking first steps by hiring additional police officers, addressing quality of life issues, and comparing developing and established neighborhoods to identify possible crime trends.

ANATOMY OF A HOMICIDE CASE

IT ALMOST ALWAYS STARTS WITH A CALL. A 9-1-1 operator may hear a plea for help, or maybe there's a report of "shots fired." The dispatcher who takes that call is a homicide detective's first connection to the case, and that dispatcher can gather valuable information for the investigation. During the 9-1-1 call, a dispatcher will try to get as much information as possible from the caller because it is during that first call that a witness is most likely to provide the most detail. This is for two reasons: first, the incident is fresh in the witness' mind and secondly, as time goes by, a witness' concern about the incident — and the victim — may wane. If investigators are lucky, multiple people have called to report an incident and these concerned citizens are willing to work with the dispatcher to provide information that may be useful, if a homicide investigation is necessary.

Once the call is received by MPD, the field unit responds to the scene. The number one priority of the first responders is to locate any victims. If a victim shows signs of life, officers will administer first aid until DC Fire/EMS arrive. After they attend to the victim, the crime scene is secured to preserve and protect any evidence related to the crime. At the same time, as soon as they are aware of a shooting, patrol officers will conduct a preliminary canvass of the area to search for suspects and evidence. All of this happens before anyone from the Homicide Division arrives on the scene.

When a crime scene has been

secured and patrol units determine a victim's wounds to be life-threatening, members of the Homicide Division will be called in to conduct an investigation. There are six homicide squads in the Metropolitan Police Department, and each one consists of a sergeant and six detectives. One squad will be assigned the lead on any particular homicide case, but the other five squads still play a role. Members from those squads provide support throughout the investigation by assisting with witness interviews, evidence gathering, or neighborhood canvasses. The lead detective stays on the scene to get information from the patrol units based on their initial canvasses, to identify any persons of interest, and to verify any witness accounts of the incident. One of the lead detective's fellow squad members will go to

the hospital to talk to the victim if he's alive and to meet with anyone who may show up to check on the victim.

Containing a crime scene is always a challenge. Indoor locations may be secured fairly easily, but gathering evidence from an outdoor crime scene is sometimes a race against the clock. Streets can only be closed for so long; rain and other inclement weather can destroy valuable evidence such as shell casings, fingerprints, and DNA. The Crime Scene Investigation Unit—or Mobile Crime Unit—plays an important role in gathering this evidence. The technicians quickly arrive on scene to gather weapons, shell casings, vehicle fragments, fingerprints and DNA samples. The proper collection of this evidence can make the difference in the successful closure



THE CENTRALIZED INVESTIGATIONS DIVISION INCLUDES MEMBERS OF HOMICIDE as well as detectives assigned to each police district who investigate other crimes. These First District detectives gathered to commemorate the retirement of two of their ranks.

ANATOMY OF A HOMICIDE CASE

of a case. The homicide detectives and Mobile Crime members work very closely to ensure important evidence is collected, and that it is gathered and stored properly so that it can be used when a suspect goes to court. The autopsy performed by the DC Medical Examiner's Office can also provide vital information about the type of weapon used as well as the offense itself.

Back at the Homicide Branch office, the work continues. Detectives from the lead squad pursue all avenues for information. Witnesses are interviewed and re-interviewed, security camera footage is gathered, 9-1-1 calls are reviewed, and family members of the victim are contacted. Notifying someone of the death of a loved one is a difficult and emotional process. After the family members are notified of the murder, they have an opportunity to meet with members of the Metropolitan Police Department's Family Liaison Specialists Unit (FLSU). The FLSU is committed responding to the critical needs and concerns of the family members (survivors) of homicide victims. The FLSU provides support services to survivors of homicide victims throughout the investigative process and they act as a liaison between the detective investigating the case and family

METROPOLITAN POLICE DEPARTMENT
WASHINGTON, DC

HOMICIDE VICTIM

CLOSED

VICTIM'S NAME
Terrence Robinson

LOCATION
2600 block of Douglas Road, SE

DATE/TIME
Saturday, August 4, 2012 5:19 AM

CONTACT
Detective Joshua Branson (202) 491-7841 (cell)
(202) 645-7054 (desk)
Detective Norma Horne (202) 359-7777 (cell)
(202) 645-7179 (desk)

DESCRIPTION OF INCIDENT
On Saturday, August 4, 2012 at approximately 5:19 AM, **Terrence Robinson** was shot and killed in the 2600 block of Douglas Road, SE. The Metropolitan Police Department seeks the public's assistance in gathering information regarding this incident.

HOW TO HELP OUR INVESTIGATION
This case is being investigated by the Department's Homicide Branch. Anyone with information about this case is asked to call the detective(s) listed above or the Command Information Center (CIC) at (202) 727-9099. Anonymous information may also be forwarded to the Department's Command Information Center (CIC) at (202) 727-9099.

CLOSED TEXT TIPS 50411

DO YOUR PART TO HELP PREVENT AND SOLVE CRIME. The Department currently offers a reward of up to \$25,000 to anyone who provides information that leads to the arrest and conviction of the person or persons responsible for any homicide committed in the District of Columbia. Your assistance is appreciated by your community.

We care. Do you?

Learn more about the MPD Rewards Program: mpd.dc.gov/rewards

Facebook Twitter YouTube Instagram

DC Police DC Police Dept Official DC Police

CELEST LAMAR THE DISTRICT OF COLUMBIA

HOMICIDE DETECTIVES WORK WITH COMMUNICATIONS STAFF to create information fliers seeking the public's assistance in open cases. The fliers are posted on the MPD website and shared with social media as well as distributed to the community by patrol members canvassing the area near the crime scene. Closed cases are updated and posted to let the community know a case has been solved.

members of the victim. Additionally, a mobile crisis unit—a civic organization made up of clergy and neighborhood representatives—is available to next-of-kin. This group provides direct support to family members, which is particularly important to families who don't feel comfortable working with police.

The first 24 hours following a homicide is the most critical time of an investigation. That's when the information is flowing, people are talking, and avenues of communication are still open. As the time goes on, witnesses may stop talk-

ing. It rarely happens that police are on the scene of the crime when it occurs, so the detectives rely on witnesses immensely. It takes courage for witnesses to step up and do the right thing, and the Metropolitan Police Department does what it can to encourage and reward witnesses to do that, but it's not always easy. Part of the role of the homicide detective is to work with witnesses and encourage them to listen to the little voice that compelled them to call 9-1-1 or otherwise provide information in the first place.

Witnesses are key to many homicide investigations, but there are other sources for clues and information. Data from the victim's cell phone may help investigators map out the victim's movements before the homicide or find out who


the victim had contact with before the incident. Closed Circuit Television (CCTV), the gunshot locator system ShotSpotter, and personal security cameras have all been useful resources in past investigations.

If the homicide detective is lucky, a witness on the scene will identify the suspect and agree to testify in court. If the case isn't closed immediately, the hunt for the suspect continues. Detectives will distribute fliers to businesses and homes throughout the community, members of the media

ANATOMY OF A HOMICIDE CASE

will be contacted, and information is shared through social media sites to raise the public's awareness about the crime. Detectives will also re-visit sources that they've already interviewed, re-canvass the neighborhood to identify new witnesses and reach back into the MPD infrastructure by talking to the officers who patrol the neighborhood and contacting members from Vice and Major Narcotics Divisions, as they will have the inside track on the "players" in the community.

With an 82% closure rate in 2012, MPD homicide detectives are closing more murder cases than the national average. When a suspect has been identified, but before an arrest can be made, the MPD works with the US Attorney's Office to put together an affidavit for an arrest warrant which will be reviewed and approved by a judge. As that's happening, the suspect information is distributed to MPD law enforcement and members of the Capital Area Regional Fugitive Task Force are notified. This task force — established by the US Marshalls Service in 2003 — is a combination of many agencies, including the Secret Service, Federal Bureau of Investigation (FBI), US Marshalls, Metropolitan Police Department and surrounding jurisdictions. Prior to 2003, it was a joint effort between

**Metropolitan Police Department** | WASHINGTON, DC
Crime Investigation Followup Card

DATE: _____ REPORT NO/CCN: _____

Your neighborhood was recently canvassed by members of the Metropolitan Police Department in reference to the below offense. If you were a witness and/or have any information concerning the offense, please call the Investigative Review Officer (IRO) at the number listed below at your earliest possible convenience. When you call, please refer to the police report number indicated above.

Offense: _____ Date of Offense: _____ Time _____

Location: _____

Phone: _____ District/PSA: _____

NOTE: Please see reverse for important information on reporting crime and the MPD Rewards Program.

PD-374 Rev. 4/12

IN ADDITION to homicide reward fliers, patrol officers help homicide detectives by canvassing the area around the incident, going door-to-door to ask residents if they have seen or heard anything about the case. When no one answers, officers leave cards to appeal for their help.

the MPD and FBI.

Once a suspect is arrested on the warrant charges, the detective must process a suspect and transfer him to the custody of the DC Superior Court. The detective's goal is to process a suspect within four hours of his arrest. A detective will advise the suspect of his Miranda Rights, and if they're waived, the videotaped interview will begin. While some suspects have been known to confess — often to relieve their guilty conscience or protect loved ones who may be at risk for retaliation if they don't — the majority of suspects aren't as helpful. So, the main goal of most interviews is to get information that will aid in the successful prosecution of the case. Interviews can be as long as five or six hours. Throughout the whole process, the detectives try to "keep it real." They do their best to ensure

the suspect is as comfortable as possible and — contrary to some police shows — they try to avoid confrontation. With policies and protocols that are currently in place, a suspect's civil rights are protected now more than ever. Following the interview, the suspect is photographed and fingerprinted and then taken to Central Cellblock for appearance at court the next day. At this point in the process, the suspect is now in the custody of DC Superior Court and the case is officially considered closed.

Even after the case may be officially closed, detectives will continue to gather information throughout the Grand Jury process. Re-interviewing critical witnesses and interviewing potential witnesses may provide the attorneys with additional information. Searches of the suspect's home or car may yield valuable evidence. People who were with the suspect at the time of his arrest may provide detectives with details of the crime.

While cases are often closed early in an investigation, that's not always the case. As time goes by, the detectives return to their initial leads. They expand the search by examining results of processed evidence, like ballistics, DNA swabs, and fingerprint analysis. They check other crime reports for related arrests in the same area and timeframe. Detectives may get frustrated at times because they often know of community mem-

bers who have information but are afraid, or refuse to, come forward. This isn't true for every case, and for every case that remains open because of the "don't snitch" mentality, there's another case where a witness was brave enough to speak out against the crime. But even one case that remains open because of fear or an anti-police philosophy is one too many.

Because officers and detectives are fostering relationships with community members based on respect and trust, more and more concerned citizens are stepping forward and providing the valuable information needed to make an arrest and close a homicide case.

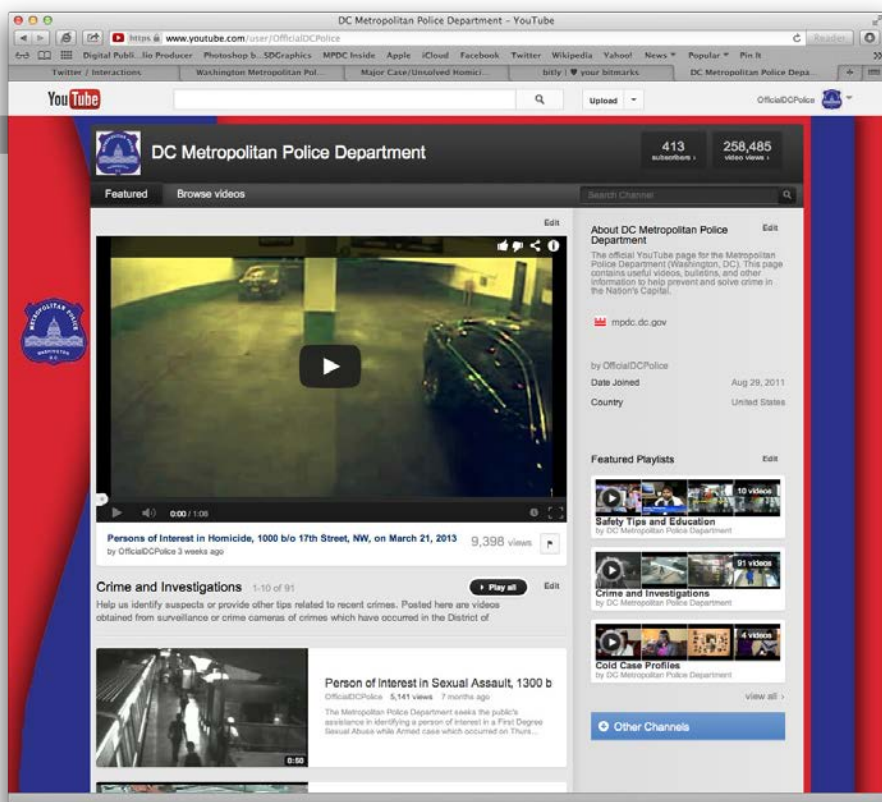
Tips are being submitted through a variety of channels—the MPD has seen an astounding 600% increase in the number of text tips—and those tips are making a difference. Thanks in part to these positive interactions, MPD's homicide case closure rate in 2012 was 82%, well above national averages.

When asked why he works homicide, one detective said, "I don't get any extra money for closing the case. I do it to make the community safer." These detectives are reaching out to the community and trying to close these cases because they care.

If a case remains open, and days turn into weeks or months, the leads

tend to dry up. Detectives will regularly return to existing sources in the hopes that new information will arise, but, as the time goes by these cases do get harder to close. People transition back into their old lives and the fact that a person was murdered is either forgotten, ignored, or filed away as an unfortunate memory. But these cases aren't forgotten by the victim's next of kin, nor are they forgotten by the MPD. Detectives maintain regular contact with family members for the first few years following a homicide. After four years, an open homicide with all leads exhausted is considered "cold." But even then, detectives review open cases on a regular basis in the hopes that a new lead arises or a witness who was once afraid to speak up has changed his or her mind. If a witness comes forward or new information about a case is uncovered, a cold case is assigned to a detective who will immediately follow up on any new lead.

Whether a case is 10 days or 10 years old, it's never too late for a witness to come forward. A homicide detective is committed to closing each and every case assigned to him, but he can't always do it without the help of the community. Witnesses are the lifeblood of many investigations. Anyone with information about any unsolved homicide in the District of Columbia is encouraged to contact the police. It's never too late to make a difference.



IF VIDEO FOOTAGE FROM A CASE IS AVAILABLE, MPD uses social media to raise awareness and seek the public's help in identifying persons of interest. Video is posted to the Department's YouTube channel and the link is shared via press release, the printed flier, Twitter, Facebook and Pinterest. Some videos receive hundreds of thousands of views. The agency has posted hundreds of videos for crimes from homicides and assaults to robberies and thefts.



CUSTOMIZED COMMUNITY **POLICING AND POLICE PATROLS**

The District of Columbia is divided into seven Police Districts, each of which is further subdivided into five or more Police Service Areas (PSAs). In 2011, Chief Cathy Lanier launched an effort to realign patrol-service boundaries because of imbalances in patrol-district workload.

The realignment plan, which went into effect on January 1, 2012, is based on evaluation of crime, calls for service, development and road-construction plans, community concerns and other factors.

The new boundaries distribute crime and calls for service almost equally among the districts. While some police districts changed more than others, all underwent some change. Under the new boundaries, the largest PSAs were reduced in size. The total number of PSAs increased from 46 to 56.

CUSTOMIZED COMMUNITY POLICING AND POLICE PATROLS



ORGANIZATION OF THE MPD

The organization of the Metropolitan Police Department consists of the Executive Office of the Chief of Police and includes six bureaus:

- *Patrol Services and School Security Bureau*
- *Homeland Security Bureau*
- *Internal Affairs Bureau*
- *Investigative Services Bureau*
- *Strategic Services Bureau*
- *Corporate Support Bureau*

CHIEF OF POLICE
Cathy Lanier



EXECUTIVE OFFICER

Assistant Chief
Alfred Durham



Organization as of June 2013




Assistant Chief
Diane Groomes



Assistant Chief
Lamar Greene



Assistant Chief
Peter Newsham




Assistant Chief
Michael Anzallo




Assistant Chief
Patrick Burke



Executive Director
Leeann Turner




Commander
Daniel Hickson



Commander
Michael Reese



Commander
Jacob Kishter



Commander
Kimberly Chisley-Missouri



Commander
Andrew Solberg



Commander
Robert Contee



Commander
Robin Hoey



Inspector
Mario Patrizio



Inspector
Angel Medina

DC CODE INDEX OFFENSES

VS FBI UNIFORM CRIME REPORTING OFFENSES

Like most other jurisdictions, the Metropolitan Police Department (MPD) reports crime two different ways. Primarily, the Department reports crimes that are defined in the District of Columbia Criminal Code (DC Code Index Offenses). This is according to local law and is how officers classify offenses and make arrests. The MPD also generates crime data using uniformly established guidelines that were developed by the Federal Bureau of Investigation as the Uniform Crime Reporting System, or UCR.

The MPD relies on the DC Code Index Offense information for daily operational and deployment decisions. Residents access this same information to make informed decisions. The MPD has included DC Code Index Offenses in this Annual Report in order to provide a clear picture of crime trends as they are actually happening in the District of Columbia, and because that is how crime is reported to the MPD by residents. It is also how crime information is shared with the residents of the District of Columbia.

UCR Crime information is also included in Appendix B so that residents have access to that standardized crime data as well. To compare crime trends to other jurisdictions using UCR data, please visit the FBI website at www.fbi.gov/ucr/ucr.htm.



DC CODE INDEX OFFENSE DEFINITIONS	FBI UCR PART I CRIME DEFINITIONS
The MPD relies on the DC Code Index Offenses for daily operational and deployment decisions. Offenders who are arrested in the District of Columbia are prosecuted for the offenses represented in the DC Code.	The UCR provides a consistent measure of serious crime that can be compared across time periods or regions.
Homicide: Killing of another purposely, in perpetrating or attempting to perpetrate an offense punishable by imprisonment, or otherwise with malice aforethought.	Murder: The willful non-negligent killing of a person.
Sex Assault: One of many sexual acts against another, either forcibly or without his/her permission, and/or against someone who is otherwise incapable of communicating unwillingness.	Forcible Rape: The carnal knowledge of a female forcibly and against her will.
Robbery: The taking from another person, or immediate actual possession of another, anything of value, by force or violence, whether against resistance or by sudden or stealthy seizure or snatching, or by putting in fear. This category includes carjackings.	Robbery: The taking or attempting to take anything of value from the care, custody, or control of a person or persons by force or threat of force or violence and/or by putting the victim in fear.
Assault with a Dangerous Weapon (ADW): Knowingly or purposely causing serious bodily injury to another person, or threatening to do so; or under circumstances manifesting extreme indifference to human life, knowingly engaging in conduct that creates a grave risk of serious bodily injury to another person, and thereby causes serious bodily injury. Weapons include, but are not limited to, firearms, knives and other objects.	Aggravated Assault: An unlawful attack by one person upon another for the purpose of inflicting severe or aggravated bodily injury. This type of assault is usually accompanied by the use of a weapon or by means likely to produce death or great bodily harm.
Burglary: Breaking and entering, or entering without breaking, any dwelling, bank, store, warehouse, shop, stable, or other building or any apartment or room, whether at the time occupied or not, or any steamboat, canal boat, vessel, other watercraft, railroad car, or any yard where any lumber, coal, or other goods or chattels are deposited and kept for the purpose of trade, with intent to break and carry away any part thereof or any fixture or other thing attached to or connected with the same.	Burglary: The unlawful entry of a structure to commit a felony or theft.
Theft/Other: This includes conduct previously known as larceny. The Theft/Other category excludes theft of items from a motor vehicle or the motor vehicle itself, which are captured under other categories, and excludes fraud.	Larceny/Theft: The unlawful taking, carrying, leading or riding away of property from the possession or constructive possession of another.
Theft F/Auto: Theft of items from within a vehicle, excluding motor vehicle parts and accessories.	
Stolen Auto: Theft of a motor vehicle (any automobile, self-propelled mobile home, motorcycle, truck, truck tractor, truck tractor with semi trailer or trailer, or bus).	Motor Vehicle Theft: The theft or attempted theft of a motor vehicle. "Motor vehicle" includes automobiles, trucks and buses, and other self-propelled vehicles that run on land surfaces and not rails.
Arson: The malicious burning or attempt to burn any dwelling, house, barn, or stable adjoining thereto, or any store, barn, or outhouse, or any shop, office, stable, store, warehouse, or any other building, or any steamboat, vessel, canal boat, or other watercraft, or any railroad car, the property, in whole or in part, of another person, or any church, meetinghouse, schoolhouse, or any of the public buildings in the District, belonging to the United States or to the District of Columbia.	Arson: Any willful or malicious burning or attempt to burn, with or without intent to defraud, a dwelling house, public building, motor vehicle or aircraft, personal property of another, etc.

CRIME

IN THE DISTRICT OF COLUMBIA (DC CODE)

Crime by District

The total number of homicides in 2012 decreased by 19 percent.

	First District			Second District			Third District			Fourth District		
Crime	2011	2012	%	2011	2012	%	2011	2012	%	2011	2012	%
Homicide	2	8	300%	4	1	-75%	9	4	-56%	17	9	-47%
Sexual Assault*	28	33	18%	16	25	56%	23	36	57%	29	30	3%
Robbery	606	555	-8%	307	269	-12%	858	740	-12%	566	611	8%
ADW	231	228	-1%	114	109	-4%	233	217	-7%	261	319	22%
Violent Crime	867	824	-5%	441	404	-8%	1,123	997	-11%	873	969	11%
Burglary	393	428	9%	524	335	-36%	439	425	-3%	538	437	-19%
Theft Other	2,219	2,685	21%	2,768	3,179	15%	1,760	2,028	15%	1,198	1,179	-2%
Theft F/Vehicle	1,650	1,635	-1%	1,793	1,380	-23%	2,138	2,355	10%	1,401	1,481	6%
Stolen Auto	399	298	-25%	214	162	-24%	319	280	-12%	515	377	-27%
Arson	5	2	-60%	1	2	100%	4	7	75%	5	3	-40%
Property Crime	4,666	5,048	8%	5,300	5,058	-5%	4,660	5,095	9%	3,657	3,477	-5%
Total	5,533	5,872	6%	5,741	5,462	-5%	5,783	6,092	5%	4,530	4,446	-2%

DC Code Crime Rates (per 100,000)

	2011		2012	
Estimated Population	617,996		632,323	
	Total	Rate	Total	Rate
Homicide	108	17	88	14
Sexual Assault	174	28	263	42
Robbery	4,256	689	4,262	674
Assault w/ a Dangerous Weapon	2,213	358	2,356	373
Violent Crimes	6,751	1,092	6,969	1,102
Burglary	3,968	642	3,694	584
Theft Other	10,870	1,759	12,434	1,966
Theft f/ Vehicle	9,302	1,505	9,526	1,507
Stolen Auto	3,414	552	2,863	453
Arson	44	7	36	6
Property Crime	27,598	4,466	28,553	4,516
Total	34,349	5,558	35,522	5,618

Population numbers based on the US Census Data.

Fifth District			Sixth District			Seventh District			Citywide**		
2011	2012	%	2011	2012	%	2011	2012	%	2011	2012	%
28	15	-46%	25	28	12%	23	23	0%	108	88	-19%
20	41	105%	23	54	91%	33	40	21%	174	263	51%
556	607	9%	612	693	13%	749	783	5%	4,256	4,262	0%
354	414	17%	475	453	-5%	545	613	12%	2,213	2,356	6%
958	1,077	12%	1,135	1,228	8%	1,350	1,459	8%	6,751	6,969	3%
585	644	10%	586	595	2%	903	829	-8%	3,968	3,694	-7%
1,048	1,279	22%	1,050	1,246	19%	826	817	-1%	10,870	12,434	14%
1,242	1,407	13%	654	744	14%	424	494	17%	9,302	9,526	2%
558	529	-5%	770	712	-8%	639	504	-21%	3,414	2,863	-16%
12	7	-42%	12	7	-42%	5	8	60%	44	36	-18%
3,445	3,866	12%	3,072	3,304	8%	2,797	2,652	-5%	27,598	28,553	3%
3,719	4,004	8%	4,186	4,226	1%	3,998	3,907	-2%	34,349	35,522	3%

Source: Summary based on Year-End DC Code Index Offenses, data query run on 1/2/2013.

* Sex Assault statistics for this report have been revised to only include first and second degree offenses and attempts with adult victims.

** Citywide totals include cases with "unmatched address"; therefore, the sum of all seven districts may be slightly lower than the citywide totals for some offense categories.

Note:

- The MPD underwent a large-scale transition to a new records management system. The data contained herein should be considered preliminary in nature and may change following continuing validation and auditing measures.
- This data is subject to change due to late reporting, investigation, etc.
- Queries for the same data sets, but run on different dates, may yield different data.

A New Data Management System in 2012

In September 2012, the Metropolitan Police Department upgraded its existing records management system to a new system called I/LEADS. Over a million records from two different applications were merged into one system as part of this enhancement. While some data issues did arise during the migration, several analysts and the IT team working on this project have successfully reviewed and verified all DC Code Index Crime offense data

from 2011 through the present. MPD staff continue to work on records older than 2011. All records remain intact and may be accessed.

Individuals interested in examining long-term historic data are encouraged to refer to the UCR data (Appendix B), which classifies crimes differently than the DC Code.

HOMICIDE ANALYSIS

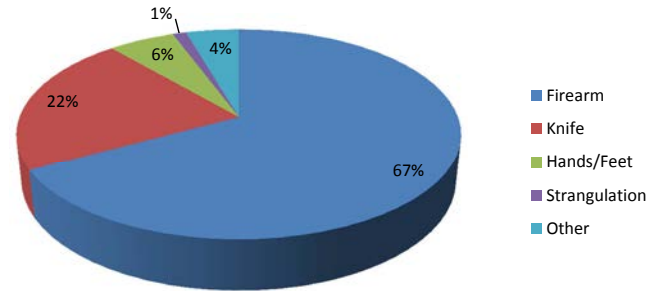
Homicide Clearance Rate

MPD's homicide case-closure rate has exceeded 75 percent each of the last five years.

	2008	2009	2010	2011	2012
Number of Homicides	186	144	132	108	88
UCR Clearance Rate	75.3%	75.0%	78.8%	95.4%	81.8%

Weapon Distribution

Firearms remain the primary type of weapon used to commit homicides in the District of Columbia.

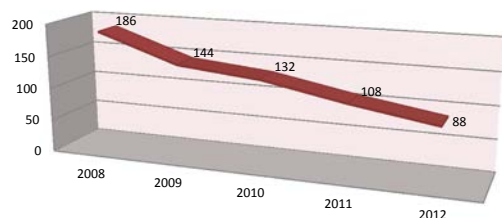


Note: The MPD's homicide clearance rate is calculated, as it is by most police departments in the country, using the Uniform Crime Reporting (UCR) guidelines established by the FBI in the 1930s. These guidelines are the national standard for reporting several categories of crime data, including homicide clearance rates. Nearly 17,000 law enforcement agencies across the United States provide data to the FBI under its UCR program.

Under UCR guidelines, the clearance rate is calculated by dividing the total number of homicide cases closed in a calendar year by the total number of homicides that occurred in that year. The cases closed can be for homicides that occurred in the current year or in the prior years. In other words, some clearances that an agency records in a particular calendar year may pertain to offenses that occurred in previous years. The UCR program measures all of the work that an agency exhausts in closing cases.

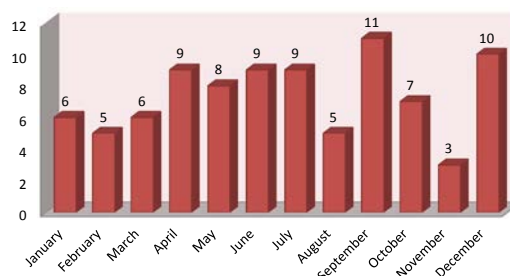
Homicide

There has been a 53 percent reduction in the number of homicides from 2008 to 2012.



Homicides by Month

September was the deadliest month for homicides in DC.



Juvenile Involvement

The number of juvenile homicide victims has decreased by more than 50 percent from the previous year; all three juvenile victims in 2012 were under 3 years of age.

	2008	2009	2010	2011	2012
Juvenile Victims	20	13	16	7	3
Juveniles Arrested	17	11	13	7	6
Total	37	24	29	14	9

The term "juvenile" used above is defined as individuals under the age of 18 years (≤ 17 years of age). These "juvenile" totals may include Title 16 cases where juveniles are tried as adults. In 2012, six individuals under the age of 18 years were arrested and charged with homicide. Under Title 16, three of those six juveniles were charged as adults.

Type of Weapon Used

Over the past five years, the majority of homicides have been committed with a firearm.

Weapon	2008	2009	2010	2011	2012
Firearm	141	110	99	77	59
Knife	21	20	20	21	19
Blunt Object	18	8	9	7	0
Hands, Fist, Feet	0	1	1	1	5
Other Weapon	1	2	2	2	5
Unknown	5	3	1	0	0
Total	186	144	132	108	88

Victim Profile

The overwhelming majority of homicide victims continue to be black males; black females represent the second largest group.

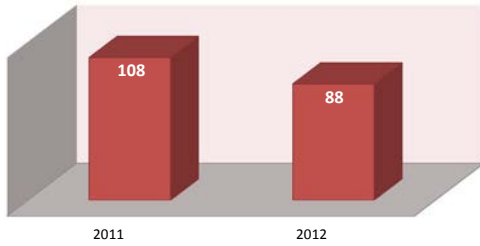
Victim	2008		2009		2010		2011		2012	
Black Males	145	78%	123	85%	103	78%	87	81%	75	85%
Black Females	21	11%	10	7%	13	10%	10	9%	6	7%
Hispanic Males	8	4%	8	6%	7	5%	6	6%	2	2%
Hispanic Females	2	1%	2	1%	0	0%	0	0%	0	0%
White Males	3	2%	0	0%	3	2%	1	1%	3	3%
White Females	4	2%	0	0%	0	0%	1	1%	0	0%
Other Males	3	2%	1	1%	6	5%	2	2%	1	1%
Other Females	0	0%	0	0%	0	0%	1	1%	1	1%
Total	186	100%	144	100%	132	100%	108	100%	88	100%

Percent may not add to 100% due to rounding.

VIOLENT CRIMES

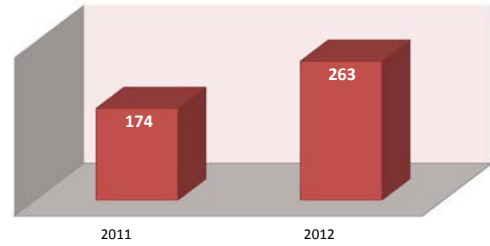
Homicide

The 2012 homicide total is the lowest since 1963, the last year the District had fewer than 100 homicides.



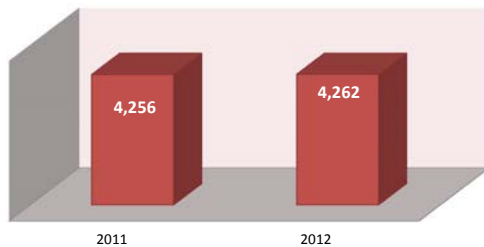
Sexual Assault

Sexual assaults increased by 51 percent in 2012.



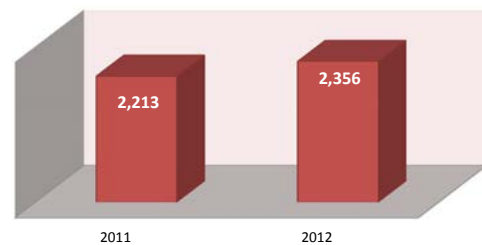
Robbery

With six fewer robberies in 2011 than in 2012, this crime category remains statistically unchanged from last year.



Assault with a Dangerous Weapon

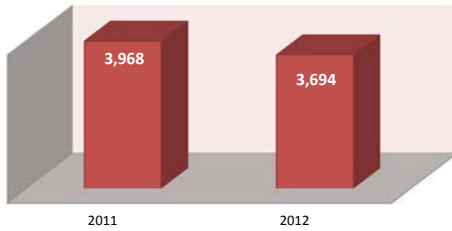
Assaults with a dangerous weapon increased six percent from 2011.



PROPERTY CRIMES

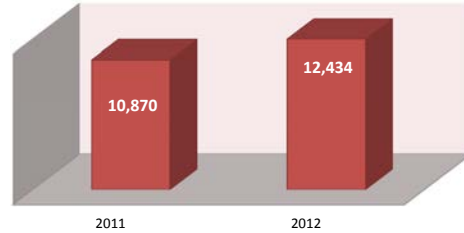
Burglary

Compared to 2011, there was a seven percent decrease in burglaries.



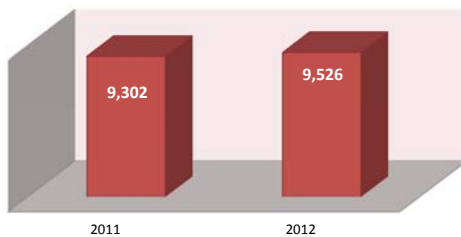
Theft Other

Thefts increased by 14 percent in 2012.



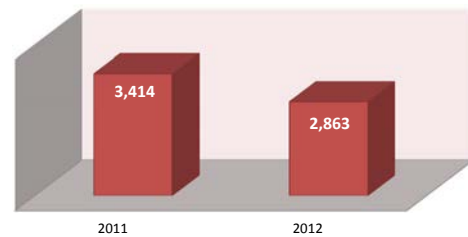
Theft From Vehicle

Theft from vehicle incidents in 2012 increased slightly from 2011, by 2.4 percent.




Stolen Auto

Auto thefts have decreased 16 percent since 2011.



Arson

Reported arson offenses have decreased 18 percent compared to last year.



BIAS-RELATED CRIMES

Crimes of Hate

A hate crime is a criminal act that demonstrates an accused's prejudice based on the actual or perceived race, color, religion, national origin, sex, age, marital status, personal appearance, sexual orientation, gender identity or expression, family responsibility, homelessness, physical disability, matriculation, or political affiliation of a victim of the subject designated act.

Type of Bias

Sexual Orientation accounts for 57 percent of the total offenses in 2012.

	2008	2009	2010	2011	2012
Ethnicity/national origin	2	3	4	8	5
Race	5	2	14	27	13
Religion	0	0	4	2	6
Sexual orientation	26	30	35	42	46
Gender identity / expression	4	5	10	11	9
Disability	0	0	0	0	1
Political affiliation	2	1	1	0	1
Homelessness	0	0	0	1	0
Total	39	41	68	91	81

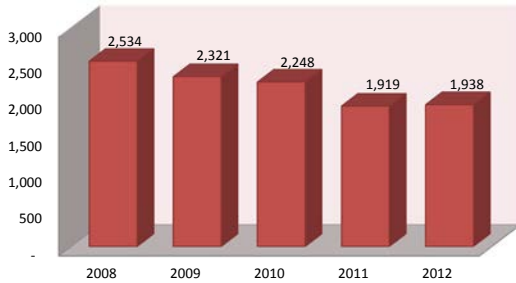
The figures above comply with DC Official Code § 22-3700. Because the DC statute differs from the FBI Uniform Crime Reporting definitions, and includes categories not included in the FBI definitions, these figures may be higher than those reported to the FBI. All figures are subject to change if new information is revealed during the course of an investigation or prosecution.

For a more comprehensive look at Hate Crimes in the District of Columbia, see *"Bias-Related Crime in the District of Columbia"* in Appendix C of this report.

FIREARM RECOVERIES

Total Recoveries

For the past five years, the MPD recovered an average of 2,200 firearms per year.



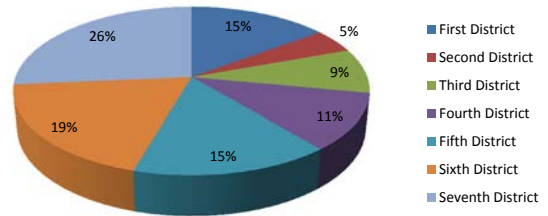
Top 10 Source States for Firearms Traced in 2012

Firearms recovered in the District were traced overwhelmingly to the two neighboring states, Maryland and Virginia, accounting for 58 percent of the total successful traces.



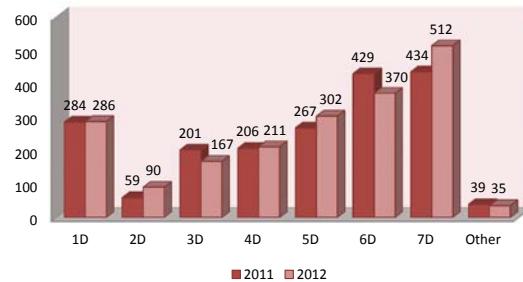
Location of Firearms Recovered in 2012

Of the 1,938 firearms recovered in the District of Columbia, 45 percent were recovered in the Sixth and Seventh Districts.



Firearms Comparison by District, 2011-2012

The Seventh District had the highest gun recovery rate in 2012.



DC CODE ARREST TRENDS (TOP ARREST CHARGE)

Top Arrest Charge	2012		
	Adult	Juvenile	Total
Assault with a Dangerous Weapon	1,256	139	1,395
Aggravated Assault	324	44	368
Liquor Law Violations	2,193	3	2,196
Assaults Against Police Officer	836	108	944
Arson	13	1	14
Burglary	252	78	330
Counterfeiting	1	-	1
Damage to Property	609	77	686
Disorderly Conduct Crimes	1,767	83	1,850
Driving while Impaired Crimes	1,475	1	1,476
Embezzlement	1	-	1
Crimes Against Family & Children	324	1	325
Forgery & Uttering	19	1	20
Fraud	186	4	190
Fugitive Unit	1,101	4	1,105
Gambling Violations	130	9	139
Homicide	68	6	74
Motor Vehicle Theft	48	8	56
Narcotics Violations	6,194	161	6,355
Other Crimes	1,684	354	2,038
Property Crimes	733	152	885
Prostitution	619	4	623
Robbery	730	437	1,167
Sex Offenses	190	19	209
Sex Abuse	74	7	81
Simple Assault	5,470	536	6,006
Theft from Auto	72	11	83
Theft/Other	1,492	191	1,683
Traffic Violations	5,573	54	5,627
Warrant Charges	3,691	388	4,079
Weapon Crimes	814	125	939
Total Arrests	37,939	3,006	40,945

DC CODE ARREST TRENDS

Source

MPD I/LEADS PRODUCTION/Data Warehouse system data as of 06/12/2013. A person may be booked on more than one arrest charge; the totals presented in this report are based solely on the top (most serious) arrest charge.

Note

- This data should be considered 'Preliminary' in nature due to ongoing classification changes and updates made to the arrest data (between 1 and 3% of all arrests).
- Non-homicide data available includes arrests made by MPD and other law enforcement agencies in the District of Columbia.
- Changes to MPD's PSA and District boundaries occasionally occur. The statistics above are based on current police boundaries as of January 1, 2012.
- The term "juvenile" used in the data is defined as individuals under the age of 18 years (≤ 17 years of age). The "juvenile" totals may include Title 16 cases where juveniles are tried as adults.
- The data above does not include expunged cases or non-custodial arrests, such as citation releases.
- Due to the data migration project in September 2012 and regular changes in the DC Criminal Code, the 2012 arrest categories will not match the categories listed in Annual Reports from prior years. Therefore, year-to-year comparisons of specific arrest categories is not recommended.



TRAFFIC SAFETY

Traffic Fatalities

Forty-two percent of the traffic fatalities in the District of Columbia have involved pedestrians. Pedestrian and total fatalities have decreased by almost 50 percent since 2008.

	2008	2009	2010	2011	2012
Pedestrian Fatalities	14	16	14	11	8
Bicyclist Fatalities	1	0	2	2	0
Motorcycle/Motorized Bike Fatalities	N/A	4	1	2	5
Other Fatalities	24	13	8	17	6
Total Traffic Fatalities	39	33	25	32	19

Arrests and Citations

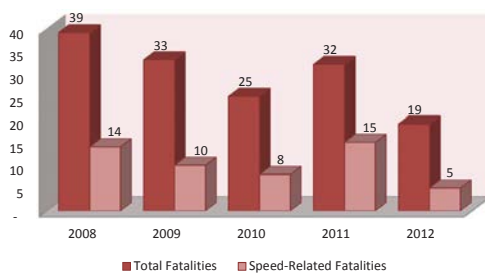
	2008	2009	2010	2011	2012
Egregious Speeding [†]	892	859	839	686	661
Seatbelt/Child Restraint Violations	9,428	7,599	8,874	8,461	4,855
Distracted Driving [‡]	13,347	11,957	14,580	11,111	8,501

[†]30+ miles per hour over the posted speed limit (Includes T123 and T125).

[‡]Includes using a cellular phone without a hands-free device.

Speed-Related Fatalities

Speed was the primary contributing factor in over a quarter of the fatalities in 2012.



The MPD conducts sobriety checkpoints and alcohol saturation patrols throughout the year.

CALLS FOR SERVICE

Calls For Service

Answering and dispatching both emergency and non-emergency calls are the responsibility of the Office of Unified Communications, a District agency created in October 2004.

	2008	2009	2010	2011	2012
Calls Received (Dispatched)	619,193	602,194	593,318	576,079	576,993
Calls Received (Not Dispatched)	22,823	2,953	3,835	21,535	12,560
Distribution of Calls (Dispatched)	96.4%	99.5%	99.4%	96.4%	97.9%
Distribution of Calls (Not Dispatched)	3.6%	0.5%	0.6%	3.6%	2.1%
Total 911 Calls for Service	642,016	605,147	597,153	597,614	589,553

A "call for service" is any call for which MPD action is initiated.

Definitions of Priority I, II and III Calls

Priority I calls involve circumstances where an imminent threat to the safety of persons or the potential for significant property damage exists resulting in a Code 1 response being authorized. These calls will be dispatched without delay to any available unit within the PSA or police district, including to officials and watch commanders if no other unit is available. A sergeant, lieutenant and/or the watch commander will respond to the scene of all Priority I calls.

Priority II calls involve circumstances that require immediate dispatch and response, but most do not involve any imminent threat to the safety of persons or the potential for significant property damage. In the event such a threat is identified in any Priority II call, a Code 1 response can be authorized and it will be handled the same as a Priority I call. The dispatching of an MPD unit to a Priority II call shall not be delayed more than 15 minutes, at which time the dispatcher will advise the watch commander and the call will be assigned to any available unit.

Priority III calls involve routine requests for police services that involve no imminent threat to the safety of persons or the potential for significant property damage. The dispatching of an MPD unit to a Priority III call will not be delayed more than one hour, at which time the dispatcher will advise the watch commander, and a decision will be made on how to handle the call at that time.

Priority I, II and III Calls for Service

Response times to Priority I calls continue to improve, decreasing by over two percent in 2012.

Type of Call	2011		2012		Percent Change	
	Call Count	Avg. Response Time	Call Count	Avg. Response Time	Call Count	Avg. Response Time
Priority I	54,118	5.87 min	56,578	5.73 min	4.5%	-2.4%
Priority II	267,071	6.74 min	260,139	6.75 min	-2.6%	0.1%
Priority III	253,924	10.96 min	250,067	10.82 min	-1.5%	-1.3%

PERSONNEL

Total Personnel

After a small but steady decline over the past three years, the number of MPD sworn members increased 1.4 percent from the previous year.

	2008	2009	2010	2011	2012
Sworn Personnel	4,022	4,040	3,924	3,814	3,869
Civilian Personnel	607	561	533	488	463
Total	4,629	4,601	4,457	4,302	4,332

Note: Personnel data accurate as of December 31, 2012.

Sworn Personnel, by Gender and Race

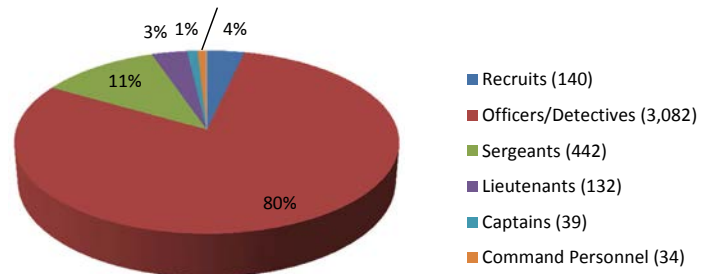
The Metropolitan Police Department remains an exceptionally diverse police force.

	2011		2012	
Gender				
Male	2,936	77%	2,979	77%
Female	878	23%	890	23%
Race				
Black	2,294	60%	2,295	59%
White	1,169	31%	1,222	32%
Hispanic	271	7%	265	7%
Asian	80	2%	87	2%
Native American	0	0%	0	0%
Race Not Designated	0	0%	0	0%
Total	3,814	100%	3,869	100%

Note: Totals may not add to 100% due to rounding.

Sworn Personnel, by Rank

Four out of every five sworn members are officers or detectives.



Command Personnel includes Inspectors, Commanders, Assistant Chiefs, and the Chief of Police.

Sworn Attrition vs. Hiring

The MPD lost approximately five percent of its members to attrition, which includes voluntary separations (e.g., retirement or resignations) and involuntary separations (disability retirement, termination, and death). The Department has a robust recruitment and hiring program, for which the only limit is the budget.

	FY2008	FY2009	FY2010	FY2011	FY2012
Attrition	152	190	170	168	204
Hiring	296	171	100	8	310

Ranks of the Metropolitan Police Department

While every sworn member of the Department is a police officer by profession, he or she is further identified by rank. Members at any rank who have been trained to conduct investigations may be known as investigators or detectives.

- Recruit Officer (attending the Metropolitan Police Academy)
- Officer/Master Patrol Officer/Senior Police Officer
- Sergeant
- Lieutenant
- Captain
- Inspector
- Commander
- Assistant Chief
- Chief of Police

Awards of the Metropolitan Police Department

Award Categories

In March 2012, a Department-wide awards ceremony was held at Gallaudet University to recognize sworn and civilian members for their outstanding work. Additionally, members are presented with awards throughout the year at the regularly-scheduled crime briefings. In 2012, 605 members were recognized for their exceptional service.

- ★ Achievement Medal (149)
- ★ Chief of Police Special Award (11)
- ★ Medal of Merit (20)
- ★ Meritorious Service Medal (75)
- ★ Lifesaving Medal (18)
- ★ Blue Badge (1)
- ★ Certificates (52)
- ★ PSA of the Year (76)
- ★ Crime Suppression Team of the Year (25)
- ★ Vice Unit of the Year (19)
- ★ Patrol Support Team of the Year (60)
- ★ Best Performing District (1)
- ★ Crime Reduction Award (1)
- ★ Homicide Branch Medal (61)
- ★ Officer/Member of the Year (35)
- ★ Reserve Officer of the Year (1)



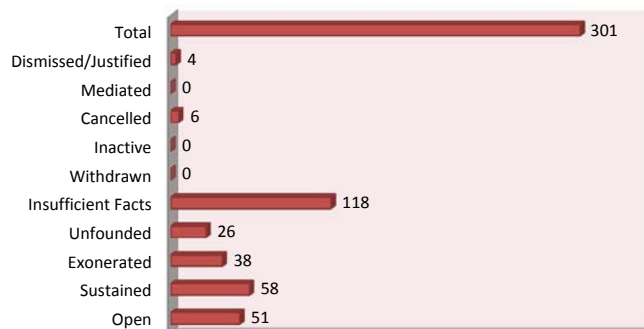
CITIZEN COMPLAINTS & USE OF FORCE

Use of Force

	2008	2009	2010	2011	2012
Intentional Firearms Discharges at Persons	14	28	7	12	9
Fatalities Resulting from Intentional Firearm Discharge	3	8	0	5	4
Number of Persons Injured (non-fatal) as a Result of Intentional Firearm Discharge	4	5	1	2	4
Instances of Firearm Discharges at Animals	14	20	6	6	8
Accidental/Negligent Firearm Discharges	1	4	5	0	2

Disposition of Cases

Less than one-fifth of the 301 complaints filed against MPD officers were sustained in 2012.



Allegations of Misconduct

Allegation Type	
Other	20
Rude and Unprofessional	42
Misconduct	2
Fail to Take Police Action	26
Conduct Unbecoming	6
Harassment	24
Excessive Force/Use of Force	25
Poor or Lack of Police Service	32
Language Abuse	22
Abuse of Authority	38
Fail to Take Police Report	17
Orders and Directives	10
Neglect of Duty	1
Threats/Intimidation	6
Bias/Discrimination	2
Racial Profiling	3
Illegal Search	10
Improper Use of Police Vehicle	0
Unknown	0
Falsification of Reports	2
Mishandling Property	3
Assault	0
Destruction of Property	0
Fail to Provide ID	0
Rude, Condescending	0
Sexual Harassment	0
Sexual Misconduct	0
Theft	2
Unfair Treatment	0
Untruthful Statement	0
False/Unlawful Arrest	8
Total	301

Note: For additional Citizen Complaint data, see Appendix C.

BUDGET FY 2011-2012

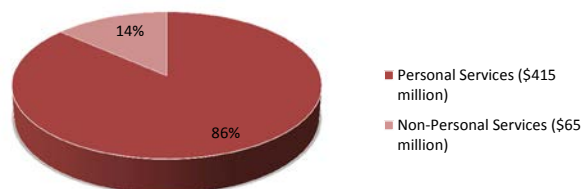
Expenditures

Spending on both personal services decreased slightly from FY 2011 to FY 2012. The Fiscal Year (FY) begins on October 1 of the previous calendar year.

Comptroller Source Group (CSG)	FY2011 Gross Expenditures	FY2012 Gross Expenditures
Regular Pay	\$311,106,102.79	\$309,763,392.40
Regular Pay - Other	\$3,893,794.62	\$3,873,376.78
Additional Gross Pay	\$23,143,783.92	\$24,052,737.11
Fringe Benefits	\$46,277,248.46	\$50,665,630.11
Overtime	\$35,086,075.55	\$26,760,814.04
Total Personal Services	\$419,507,005.34	\$415,115,950.44
Supplies	\$2,748,833.07	\$4,576,127.99
Contracts	\$53,911,441.76	\$58,156,687.44
Equipment	\$1,675,738.11	\$2,309,836.68
Total Non-Personal Services	\$58,336,012.94	\$65,042,652.11
Total	\$477,843,018.28	\$480,158,602.55

Expenditures, Personal vs. Non-Personal

Eighty-six percent of all MPD spending in FY 2012 was for personal services.



MPD FLEET

MPD Fleet, FY 2008 – FY 2012

The MPD maintains a varied fleet of over 1,600 vehicles.

	FY 2008	FY 2009	FY 2010	FY 2011	FY 2012
Total Marked Cruisers	800	788	768	773	770
Total Unmarked Cruisers	414	409	420	422	434
Total Marked Other*	185	174	176	173	179
Total Unmarked Other**	44	39	35	38	48
Total Scooters (Honda-Harley)	121	105	140	140	141
Total Motorcycles (Harley Davidson FLHTPI)	59	57	54	54	54
Total Boats†	15	15#	16	16	17
Miscellaneous‡	22	22	24	24	24
Total	1,660	1,594	1,633	1,640	1,667

Notes:

Data accurate as of 12/31/2012

*Total Marked Other includes marked transport vans, cargo, passenger, SUVs, trucks, wreckers, and command bus.

**Total Unmarked Other includes unmarked SUVs, cargo vans, passenger vans, and trucks.

†Boat information provided by SOD Harbor.

‡Miscellaneous vehicles include forklifts, generators, and service equipment.

APPENDICES **INDEX**

Appendix A:	CCTV Use in the District	40
Appendix B:	FBI Uniform Crime Reporting Offenses	42
Appendix C:	Bias-Related Crime in the District of Columbia	46
Appendix D:	Littering Enforcement in the District of Columbia	52
Appendix E:	Citizen Complaints	54
Appendix F:	Remembering Our Fallen Heroes	60



APPENDIX A:

CCTV USE IN THE DISTRICT

The Metropolitan Police Department (MPD) has a Closed Circuit Television (CCTV) system to support public safety operations in the nation's capital. As authorized by District of Columbia Municipal Regulations, the CCTV system may be used to help manage public resources during major public events and demonstrations, to coordinate traffic control on an as needed basis, and to combat crime in District neighborhoods.

The primary goal of the CCTV system is to enhance the safety and security of residents, workers and visitors in the District of Columbia, while vigorously respecting the privacy rights of individuals. CCTV for homeland security provides law enforcement with real-time, visual information during major events such as demonstrations, presidential inaugurations, and the Fourth of July. During periods of heightened alert, the system allows police to monitor public spaces around key installations that are at risk of terrorist attacks, without having to assign a large number of uniformed officers to the task. The CCTV system helps the MPD to deploy resources more efficiently and to respond to incidents more quickly and effectively, while continuing to maintain essential neighborhood patrols.

The MPD continues to utilize the Neighborhood Based Camera, which can be deployed according to crime needs and neighborhood concerns, as well as the Permanent Cameras. Both the Neighborhood Based and Permanent Cameras have prominent signage and their locations are listed on the Department's website. While Neighborhood Based Cameras are in all seven Police Districts, the Permanent Cameras include public spaces around the National Mall, the US Capitol, the White House, Union Station and other critical installations, as well as major arteries and highways that pass through the District of Columbia. In 2012, the Department processed 993 internal requests for video footage, an increase of nine percent over the previous year.

The MPD also participates in a working group with other city agencies to discuss best practices and methods for sharing footage gathered from Closed Circuit Television (CCTV) to benefit the entire District of Columbia.

While many criminals take note of the cameras' publicized locations and rarely commit crimes in full view of the Department's CCTV, the system has provided assistance in gathering information for investigations by showing the paths and directions that both suspects and witnesses have taken following incidents. Footage from CCTVs can be used to confirm or refute a suspect's location at the time of an incident.

JOCC/CCTV Activations

The following is a list of activations of the Department's Joint Operations Command Center (JOCC) during calendar year 2012. During JOCC activations, the Closed Circuit Television (CCTV) system is also activated.

- | | | | |
|--------------------------------------|-------------------|----------------------------|-----------------------|
| • Occupy Congress | January 17, 2012 | • AHOD I..... | May 4-6, 2012 |
| • State of the Union Address..... | January 24, 2012 | • AHOD II..... | June 8-10, 2012 |
| • Alfalfa Dinner..... | January 28, 2012 | • AHOD III | July 13-15, 2012 |
| • USPP Op. at McPherson Square | February 4, 2012 | • Aryan Nations March..... | September 22, 2, 2012 |
| • USPP Op. at Freedom Plaza..... | February 5, 2012 | • AHOD IV | October 19-21, 2012 |
| • IMF/World Bank Meetings..... | April 20-22, 2012 | | |

Homeland Security (Permanent) Camera Locations

- 1100 block of Pennsylvania Avenue, NW (2 cameras)
- 200 block of Constitution Avenue, NW
- 500 block of North Capitol Street, NW
- 1000 block of Jefferson Drive, SW
- 300 block of Independence Avenue, SW
- 400 block of L'Enfant Plaza, SW
- First Street & S Street, SW
- Half Street & S Street, SW
- South Capitol & Potomac Avenue, SE
- 1300 block of Wisconsin Avenue, NW
- 3600 block of M Street, NW
- Wisconsin Avenue & M Street, NW
- 1000 block of Vermont Avenue, NW
- 700 block of 18th Street, NW
- 700 block of 19th Street, NW
- 800 block of Vermont Avenue, NW
- Pennsylvania Avenue & 15th Street, NW (2 cameras)
- 19th Street & Dupont Circle, NW
- 5900 MacArthur Blvd NW
- 20th Street & G Street, NW
- 5400 Norton Street, NW
- 18th Street & H Street, NW
- 19th Street & H Street, NW
- 20th Street & H Street, NW
- 18th Street & G Street, NW
- 19th Street & G Street, NW
- Kenilworth Avenue & Foote Street, NE
- Benning Road & Anacostia Avenue, NE
- 660 Anacostia Avenue, NE
- 1000 block of 19th Street, North (Rosslyn, VA)

Neighborhood Crime Camera Locations

Site	District	Site	District	Site	District
7th and H St., NW.....	1	14th & Girard Street, NW.....	3	1500 block Levis Street, NE.....	5
5th & K St., NW.....	1	14th & W Street, NW.....	3	Bladensburg Road & Morse Street, NE.....	5
100 block of M Street, NW (by First Place, NW).....	1	9th & T Street, NW.....	3	Holbrook St & Neal Street, NE.....	5
North Capitol Street and K Street, NW.....	1	11th & M Street, NW.....	3	Montello Avenue & Morse Street, NE.....	5
6th Street & L Street, NE.....	1	5th & O Street, NW.....	3	Staples & Oats Streets, NE.....	5
8th & H Street, NE.....	1	5th & N Street, NW.....	3	18th & D Street, NE.....	5
1500 block of 1st Street, SW (by P Street, SW) ...	1	7th & O Street, NW.....	3	19th & Rosedale Streets, NE.....	5
200 Block of K Street, SW.....	1	5th & Kennedy Street, NW.....	4	21st Street & Maryland Avenue, NE.....	5
K Street & Potomac Avenue, SE.....	1	7th & Kennedy Street, NW.....	4	4400 block of F Street, SE.....	6
400 block of 16th Street, NE.....	1	Colorado Ave. & Kennedy St., NW.....	4	4400 block of Quarles Street, NE.....	6
15th & East Capitol Street, SE.....	1	1st & Kennedy Street, NW.....	4	1500 block of Kenilworth Avenue, NE.....	6
Wisconsin Avenue & P Street, NW.....	2	Georgia Avenue & Allison Street, NW.....	4	300 block of 50th Street, NE.....	6
3273 M Street, NW.....	2	3700 block of Georgia Avenue, NW.....	4	3800 block of Minnesota Avenue, NE.....	6
3249 M Street, NW.....	2	4th & Shepherd Street, NW.....	4	4700 block of Alabama Avenue, SE.....	6
3219 M Street, NW.....	2	14th & Parkwood Pl, NW.....	4	5000 block of Benning Road, SE.....	6
3131 M Street, NW.....	2	14th & Quincy Street, NW.....	4	5000 block of Call Place, SE.....	6
3109 M Street, NW.....	2	1800 Block of Benning Road, NE.....	5	5100 block of Fitch Street, SE.....	6
1267 Wisconsin Avenue, NW (Prospect Street & Wisconsin Avenue, NW).....	2	1st & O Street, NW.....	5	East Capitol Street and Benning Road, SE.....	6
3067 M Street, NW.....	2	North Capitol Street & Seaton Place, NW.....	5	14th & Good Hope Road, SE.....	6
1237 Wisconsin Avenue, NW (N Street & Wisconsin Avenue, NW).....	2	1700 block of Lincoln Road, NE (by Randolph Place, NE).....	5	5300 block of Clay Terrace, NE.....	6
3039 M Street, NW.....	2	4th & W Street, NE.....	5	18th & T Street, SE.....	7
33rd and M Streets, NW.....	2	18th Place & M Street, NE.....	5	1500 Block of Butler Street, SE.....	7
1400 block of R Street, NW.....	3	18th & M Street, NE.....	5	2300 block of Pitts Place, SE.....	7
14th and Oak Street, NW.....	3	3700 block of 12th Street, NE (by Otis Street).....	5	16th & W Street, SE.....	7
14th Street & Columbia Road, NW.....	3	3700 block of 12th Street, NE (by Perry Street).....	5	Ainger & Langston Places, SE.....	7
Georgia Avenue & Morton Street, NW.....	3	14th Street & Saratoga Avenue, NE.....	5	2500 block of Pomeroy Road, SE.....	7
Sherman Ave & Harvard Street, NW.....	3	1200 block of Meigs Place, NE.....	5	Elvans and Stanton Roads, SE.....	7
2400 block of 18th Street, NW.....	3	Montello Avenue & Mt Olivet Road, NE.....	5	1100 block of Stevens Road, SE.....	7
Kalorama Road & Champlain Street, NW.....	3	Montello Avenue & Queen Street, NE.....	5	13th Place & Congress Street, SE.....	7
17th & Euclid Streets, NW.....	3	Trinidad Avenue & Meigs Place, NE.....	5	Martin Luther King Jr. & Malcom X Avenue, SE.....	7
		Trinidad Avenue & Mt Olivet Road, NE.....	5	Wheeler Rd & Bellevue St., SE.....	7
				4200 Block of 4th Street, SE.....	7

APPENDIX B:

FBI UNIFORM CRIME REPORTING OFFENSES

Like most other jurisdictions, the Metropolitan Police Department (MPD) reports crime two different ways. Primarily, the Department reports crimes that are defined in the District of Columbia Criminal Code. This is according to local law and is how officers classify offenses and makes arrests. The MPD also generates crime data using uniformly established guidelines that were developed by the Federal Bureau of Investigation as the **Uniform Crime Reporting System**, or **UCR**.

The MPD relies on the DC Code Index Offense information for daily operational and deployment decisions. Residents access this same information to make informed decisions. The MPD has included DC Code Index Offenses in this Annual Report in order to provide an accurate picture of crime trends as they are actually happening in the District of Columbia and because that is how crime is reported to the MPD by residents (see page 15). It is also how crime information is shared with the residents of the District of Columbia.

UCR Crime information has been included here so that residents have access to that standardized crime data. To compare crime trends to other jurisdictions using UCR data, please visit the FBI website.

FBI UCR PART I CRIME DEFINITIONS

The UCR provides a consistent measure of serious crime that can be compared across time periods or regions.

Murder: The willful non-negligent killing of a person.

Forcible Rape: The carnal knowledge of a female forcibly and against her will.

Robbery: The taking or attempting to take anything of value from the care, custody, or control of a person or persons by force or threat of force or violence and/or by putting the victim in fear.

Aggravated Assault: An unlawful attack by one person upon another for the purpose of inflicting severe or aggravated bodily injury. This type of assault is usually accompanied by the use of a weapon or by means likely to produce death or great bodily harm.

Burglary: The unlawful entry of a structure to commit a felony or theft.

Larceny/Theft: The unlawful taking, carrying, leading or riding away of property from the possession or constructive possession of another.

Motor Vehicle Theft: The theft or attempted theft of a motor vehicle. "Motor vehicle" includes automobiles, trucks and buses, and other self-propelled vehicles that run on land surfaces and not rails.

Arson: Any willful or malicious burning or attempt to burn, with or without intent to defraud, a dwelling house, public building, motor vehicle or aircraft, personal property of another, etc.

APPENDIX B:

FBI UCR CITYWIDE CRIME TRENDS

UCR Part I Crime Rates

The District's crime rate has decreased by over 19 percent over the past decade.

	2003		2004		2005		2006		2007	
Estimated Population	563,384		553,523		582,049		581,530		588,292	
	Total	Rate	Total	Rate	Total	Rate	Total	Rate	Total	Rate
Murder	248	44	198	36	196	34	169	29	181	31
Forcible Rape	273	48	218	39	165	28	182	31	192	33
Robbery	3,836	681	3,057	552	3,502	602	3,604	620	3,985	677
Aggravated Assault	4,482	796	3,863	698	3,854	662	4,453	766	3,566	606
Violent Crimes	8,839	1,569	7,336	1,325	7,717	1,326	8,408	1,449	7,924	1,347
Burglary	4,670	829	3,943	712	3,571	614	3,826	658	3,920	666
Larceny/Theft	17,362	3,082	13,756	2,485	14,162	2,433	15,132	2,602	16,476	2,801
Motor Vehicle Theft	9,549	1,695	8,136	1,470	7,467	1,283	7,057	1,214	7,323	1,245
Arson	126	22	81	15	61	10	34	6	63	11
Property Crimes	31,707	5,628	25,916	4,682	25,261	4,340	26,049	4,479	27,782	4,722
Total	40,546	7,197	33,252	6,007	32,978	5,666	34,457	5,925	35,706	6,062

	2008		2009		2010		2011		2012	
Estimated Population	591,833		599,657		601,723		617,996		632,323	
	Total	Rate	Total	Rate	Total	Rate	Total	Rate	Total	Rate
Murder	186	31	144	24	132	22	108	17	88	14
Forcible Rape	186	31	150	25	184	31	172	28	236	37
Robbery	4,154	702	3,998	667	3,914	650	3,756	608	3,725	589
Aggravated Assault	3,609	610	3,295	549	3,238	538	2,949	477	3,399	538
Violent Crimes	8,135	1,375	7,587	1,265	7,468	1,241	6985	1,130	7448	1,178
Burglary	3,781	639	3,696	616	4,224	702	3,849	623	3,519	557
Larceny/Theft	18,787	3,174	18,012	3,004	18,050	3,000	20,124	3256	22,196	3,510
Motor Vehicle Theft	6,191	1,046	5,299	884	4,864	808	4,339	702	3,549	561
Arson	51	9	55	9	49	8	61	10	50	8
Property Crimes	28,810	4,868	27,062	4,513	27,187	4,518	28,373	4,591	29,314	4,636
Total	36,945	6,242	34,649	5,778	34,655	5,759	35,358	5,721	36,762	5,814

APPENDIX B:

FBI UCR VIOLENT CRIMES

UCR Part I Crime

Overall crime increased four percent from 2011 to 2012.

	2008	2009	2010	2011	2012
Murder	186	144	132	108	88
Forcible Rape	186	150	184	172	236
Robbery	4,154	3,998	3,914	3,756	3,725
Aggravated Assault	3,609	3,295	3,238	2,949	3,399
Burglary	3,781	3,696	4,224	3,849	3,519
Larceny/Theft	18,787	18,012	18,050	20,124	22,196
Motor Vehicle Theft	6,191	5,299	4,864	4,339	3,549
Arson	51	55	49	61	50
Total	36,945	34,649	34,655	35,358	36,762
% Change Over Previous Year	3.5%	-6.2%	0.0%	2.0%	4.0%

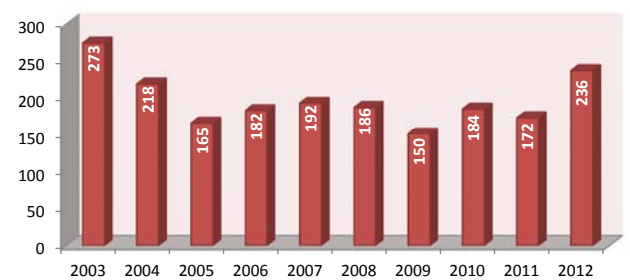
Murder

The number of murders in DC decreased by more than half since 2008.



Forcible Rape

The number of forcible rapes decreased by 37.2 percent compared to 2011.



Robbery

UCR Robberies are down one percent compared to last year.



Aggravated Assault

In 2012, aggravated assaults increased by 15 percent compared to the previous year.



APPENDIX B: FBI UCR PROPERTY CRIMES

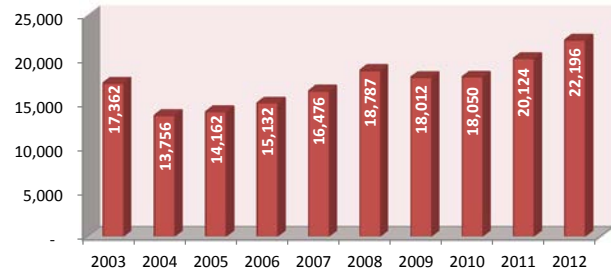
Burglary

Burglary decreased nine percent since 2011.



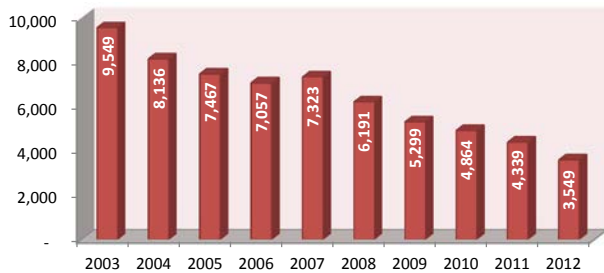
Larceny/Theft

Larceny/thefts have increased 10 percent from the previous year.



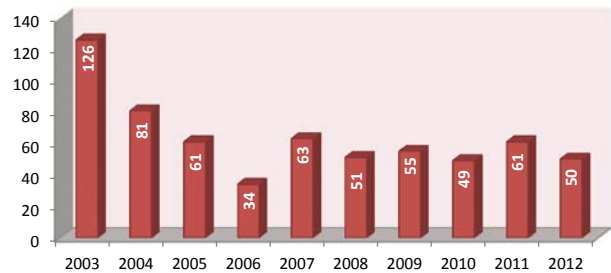
Motor Vehicle Theft

Auto thefts have declined over 18 percent from 2011.



Arson

Reported arson offenses have remained below 100 since 2004.



APPENDIX C:

BIAS-RELATED CRIME IN THE DISTRICT OF COLUMBIA

The government of the District of Columbia and the Metropolitan Police Department (MPD) are committed to working with the community to address and reduce hate crimes and perceptions of bias in our city. All individuals – whether they are people in targeted communities or those who might commit a hate crime – should know that intolerance and hate crimes have no place in our vibrant city. While the District strives to reduce crime for all residents of and visitors to the city, hate crimes can make a particular community feel vulnerable and more fearful. In order to combat hate crimes, everyone must work together not just to address allegations of hate crimes, but also to proactively educate the public about hate crimes. The following report highlights recent trends in hate or bias-related crimes, and efforts in the District to address them.

Highlights

A cornerstone of Chief of Police Cathy L. Lanier's policing philosophy is that in order to combat crime, the police must have a strong and trusting relationship with the community. The Department's commitment to this principle is as important to addressing hate crimes as it is to reducing homicides. With this in mind, it is important to highlight the work MPD does to build trust with communities that are often victimized by bias-related crimes, even though the connection to hate crimes may not be obvious.

For instance, in May 2012, the Department was honored by the Sikh American Legal Defense and Education Fund (SALDEF) for becoming the first major metropolitan police department in the United States to proactively issue a policy to allow Sikh officers to wear beards and religious items such as turbans while on the job. In announcing the policy, Chief Lanier noted that law enforcement works better when members of the public see themselves mirrored in their local police department. According to SALDEF, about 25,000 Sikhs live in the Washington metro area. In 2012, the Department also issued a directive affirming Department policy to treat all persons wearing religious head coverings or other articles of faith in a manner that is professional, respectful, and courteous.

In 2012, MPD continued its effort to build bridges with the Latino community. To support the development of strong partnerships with all members of many diverse

communities, it has been the longstanding policy of MPD that our members do not make inquiries into the residency status of the people that we serve, and do not enforce civil immigration laws. This past year, Chief Lanier and members of the Department worked closely with community advocates to ensure a full understanding of MPD policies and to develop clearer guidelines to members regarding administrative warrants issued by U.S. Immigration and Customs Enforcement (ICE). The Department issued instructions to members on how to identify administrative warrants from ICE that have no additional criminal warrant or underlying offense for which the individual would be subject to arrest, and reiterated that MPD members shall not take any action – including contacting ICE – regarding an administrative warrant. Most importantly, community advocates with whom we partner have been tirelessly working to communicate this important information to the community. Hearing about MPD policy from a trusted source helps to combat rumor and misinformation, and helps to encourage members of the community to contact the police if they are the victim or have knowledge of a crime. The Department appreciates its partnership with the National Day Labor Organizing Network, National Immigration Project, DC ACLU, and the DC Coalition Against Domestic Violence on this effort.

The Department also partnered with DC Jobs with Justice, La Union de Trabajadores de DC, DC Employment Justice Center, and the Department of Employment Services (DOES) to address the all too common problem of wage disputes, which involves an allegation that an employer has paid a worker below the wage that was agreed upon, or has not paid the employee at all. An estimated 60 percent of day laborers in the District experience under or non-payment for hours worked at some time. Although wage disputes are generally civil—not criminal—matters, often the only knowledge that the government has of these situations comes from MPD being called to the scene when a dispute escalates. Therefore, community advocates worked with MPD and DOES to develop a mandatory training for MPD members on the protocol to follow in these disputes. Put simply, the role of MPD members is to diffuse potentially violent situations and serve as community liaisons by helping residents more effectively access the District's administrative, judicial, and non-governmental resources.

APPENDIX C:

BIAS-RELATED CRIME IN THE DISTRICT OF COLUMBIA

In June 2012, Deputy Mayor Paul Quander and Chief Lanier met with numerous advocates for the lesbian, gay, bisexual, and transgender (LGBT) community to brief them on the formation of a task force to assess the Metropolitan Police Department's outreach efforts and partnerships with various communities in the city and its investigation and reporting of hate crimes. Task force members include the Anti-Defamation League (ADL), Human Rights Campaign, National Center for Transgender Equality, the Leadership Conference for Civil and Human Rights, and two of the nation's leading academic experts on the causes and impact of hate violence, Professor Jack McDevitt of Northeastern University and Professor Jim Nolan of West Virginia University. The task force is conducting an impartial review of MPD's programs, comparing them with programs in other departments in the nation, and identifying any areas that might be strengthened.

The task force will carry out its work in two phases. The first phase is focusing on outreach and response to the LGBT community. Members of the task force have held individual meetings with members of MPD and advocates from the LGBT community, as well as a community meeting. The second phase will examine how MPD works with other groups in the community. The task force expects to issue their first report in 2013. The members of the task force share a strong commitment to working with communities to strengthen police-community relations and combat violence of all kinds, including hate crimes, and we appreciate that they are willing to dedicate their time to support


the District on this important issue.

Bias-Related Crimes Law

It is important for the community to know what is — and is not — a hate crime. First and foremost, the incident must be a crime. Although that may seem obvious, we must be clear that most speech is not a hate crime, regardless of how offensive it may be. Moreover, a hate crime is not really a specific crime; rather it is a designation that makes available to the court an enhanced penalty if a crime demonstrates the offender's prejudice or bias based on the actual or perceived traits of the victim. In short, a hate crime is not a crime, but rather a possible motive for a crime. Needless to say, it can be difficult to establish a motive for a crime, and even more difficult for prosecutors to prove it in court beyond a reasonable doubt. Therefore the classification as a bias-related crime is subject to change as an investigation proceeds — even as prosecutors continue an investigation.

Under the Bias-Related Crime Act of 1989 (D.C. Official Code § 22-3700 et. seq.), to qualify as a hate or bias-related crime in the District of Columbia, an incident must meet the standards for both a “designated act” and a “bias-related crime:”

- i. “Designated act,” meaning a criminal act, including arson, assault, burglary, injury to property, kidnapping, manslaughter, murder, rape, robbery, theft, or unlawful entry, and attempting, aiding, abetting, advising, inciting, conniving, or conspiring

<p>EXAMPLES Examples of hate crimes may include, but are not limited to:</p> <ul style="list-style-type: none"> » Physical assaults » Destruction of property » Robbery » Threats/harassment <p>It is important to understand what is — and is not — a hate crime. First, the incident must be a crime. Although that may seem obvious, most speech is not a hate crime, regardless of how offensive it may be. Moreover, a hate crime is not really a specific crime; rather it is a designation that makes available to the court an enhanced penalty if a crime demonstrates the offender's prejudice or bias based on the actual or perceived traits of the victim. In short, a hate crime is not a crime, but rather a possible motive for a crime. It can be difficult to establish a motive for a crime, and even more difficult for prosecutors to prove it in court beyond a reasonable doubt. Therefore, the classification as a bias-related crime is subject to change during a police or prosecutorial investigation.</p> <p>Before leaving the scene, notify the victim that the prosecutor will whether to pursue a hate crime enhanced penalty for anyone arrested for the offense.</p> <p>If a person is found guilty of a hate crime, the court <i>MAY</i> fine the offender up to 1½ times the maximum fine and imprison him or her for up to 1½ times the maximum term authorized for the underlying crime.</p>	<p>Hotlines LGBT/MVH • Crisis Intervention Hotline of Whitman-Walker (202) 797-4444</p> <p>DC Rape Crisis Center (24 Hour): (202) 333-RAPE (7273)</p> <p>HIPS Hotline (24 Hours): (800) 676-HIPS (4477)</p> <p>Nonprofit Resources Transgender Health Empowerment (202) 636-1646</p> <p>The DC Center for the LGBT Community and Gays and Lesbians Opposing Violence (GLOW) (202) 682-2245</p> <p>Washington Empowered Against Violence (WEAV) (202) 452-9550 x103</p> <p>Sexual Minority Youth Assistance League (SMYAL) (202) 546-5940</p> <p>Government DC Office of Victim Services (202) 727-3934</p> <p>Office on Gay, Lesbian, Bisexual & Transgender Affairs (202) 727-9493</p> <p>Office on Latino Affairs (202) 671-2825 TTY: (202) 671-2825</p> <p>Office on Asian and Pacific Islander Affairs (202) 727-3326 / TTY: 711</p> <p>Office of African Affairs (202) 727-5634</p> <p>MPD Hate Crime Hotline (202) 727-4300</p>	 <h3>Identifying and Handling Cases of Bias and Hate Crimes</h3> <p>A Resource for Officers</p> <p>Patrol Services and School Security Bureau Special Liaison Division</p>  <p>January 2012</p>	<p>WHAT MOTIVATES HATE CRIMES?</p> <p>Bias or hate crimes are motivated by the perpetrator's bias or attitude against an individual victim or group based on perceived or actual personal characteristics. Suspects may express hostility against the victim and/or property of another because of the targeted person's personal characteristics, such as:</p> <ul style="list-style-type: none"> » Race » Religion » Sexual Orientation » Ethnicity/National Origin » Gender Identity/Expression » Homelessness » Political Affiliation » Disability <p>A person commits a hate crime when he or she commits any criminal offense and either:</p> <ul style="list-style-type: none"> » Intentionally selects the person against whom the offense is committed or intended to be committed in whole or in substantial part because of a belief or perception regarding the race, color, national origin, ancestry, gender, religion, religious practice, age, disability or sexual orientation of a person, regardless of whether the belief or perception is correct, or » Intentionally commits the act or acts constituting the offense in whole or in substantial part because of a belief or perception regarding the race, color, national origin, ancestry, gender, religion, religious practice, age, disability or sexual orientation of a person, regardless of whether the belief or perception is correct.
--	--	---	--

APPENDIX C:

BIAS-RELATED CRIME IN THE DISTRICT OF COLUMBIA

to commit arson, assault, burglary, injury to property, kidnapping, manslaughter, murder, rape, robbery, theft, or unlawful entry. D.C. Official Code § 22-3701.

2. “Bias-related crime,” meaning a designated act that demonstrates an accused’s prejudice based on the actual or perceived race, color, religion, national origin, sex, age, marital status, personal appearance, sexual orientation, gender identity or expression, family responsibility, homelessness, physical disability, matriculation, or political affiliation of a victim of the subject designated act.

In order to successfully prosecute a hate crime, the government must establish beyond a reasonable doubt both that the defendant committed the crime, and that he or she was motivated by prejudice because of an actual or perceived difference. It is not sufficient to merely prove that the defendant belonged to a different group than the victim; the criminal act had to have been motivated by the prejudice. If a person is found guilty of a hate crime, the court may fine the offender up to 1½ times the maximum fine and

imprison him or her for up to 1½ times the maximum term authorized for the underlying crime. D.C. Official Code § 22-3703.

Addressing Bias-Related Crime

The District of Columbia is a leader in the area of preventing and combating bias-related crimes and has been recognized for its efforts. The Metropolitan Police Department (MPD) works proactively to ensure that bias-related crimes are reported and investigated in a consistent manner through a systematic and open process. The Department’s strategy to address bias-related crime includes specialized community policing, enhanced training, and strong data reporting.

The Department’s Special Liaison Units—the Asian Liaison Unit, Deaf and Hard of Hearing Unit, Gay and Lesbian Liaison Unit, and the Latino Liaison Unit—work closely with historically underserved communities, serving as a model for community policing. In November 2009, MPD launched an expansion of the liaison units to include trained “affiliate officers” working on patrol in each district. There are now 221 “affiliate” officers assigned throughout

Types of Bias

Type of Bias	2008	2009	2010	2011	2012
Ethnicity/National Origin	2	3	4	8	5
Race	5	2	14	27	13
Religion	0	0	4	2	6
Sexual Orientation	26	30	35	42	46
Gender Identity / Expression	4	5	10	11	9
Disability	0	0	0	0	1
Political Affiliation	2	1	1	0	1
Homelessness	0	0	0	1	0
Total	39	41	68	91	81

APPENDIX C:

BIAS-RELATED CRIME IN THE DISTRICT OF COLUMBIA

the city who have volunteered to receive specialized training on diverse communities, their particular issues, and how to best serve them. A list of the core and affiliate members is available on the MPD website.

The affiliates continue to work in their home district, but receive coordinated support, information, and trainings through the Liaison Units. For instance, in addition to receiving at least one week of specialized trainings, one to two affiliate members are detailed at a time to their selected focus unit for a one-month immersion detail. More than two-thirds of the affiliate members have completed this detail. This expansion enables MPD to:

- ★ Enhance response to these communities throughout the city, 24 hours a day, seven days a week.
- ★ Provide consistent information to these communities, while ensuring that information

about their needs is integrated into services in each patrol district.

- ★ Reinforce the messages of progressive training, policies, and procedures throughout the Department.

In addition to providing enhanced training for affiliate members, the Department continues its focus on training for all officers to ensure that all of the members of the MPD have the skills necessary to identify bias-related crimes and to provide appropriate information and support the victims of bias-related crimes. To that end, the Department conducted an online training on bias-related crimes, and conducts quarterly roll call trainings on bias-related crime. All detectives who investigate crimes against people have also completed a training on LGBT issues. The Special Liaison Division (SLD) produced a pocket card for all members to have as a quick reference guide to identifying and reporting

Types of Crime

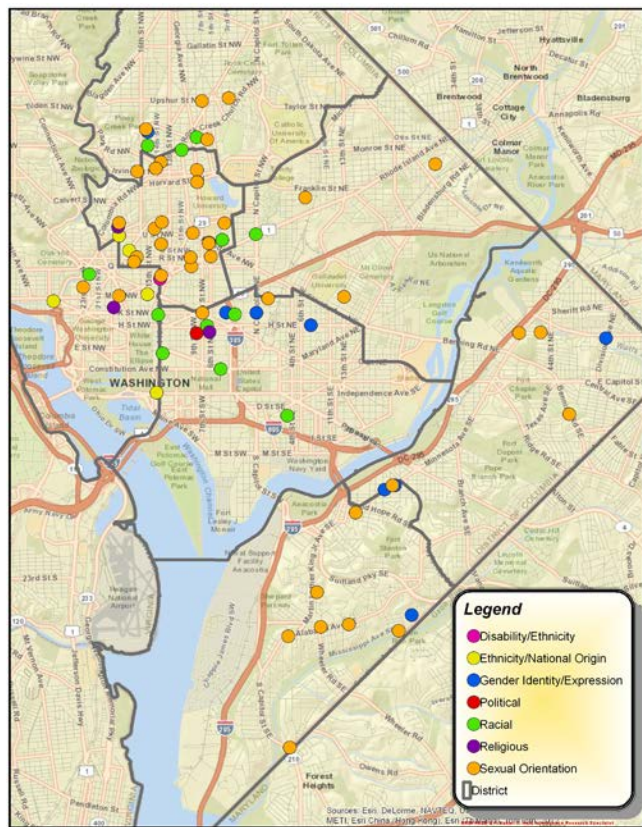
Type of Offense	2008	2009	2010	2011	2012
Aggravated Assault	6	12	17	28	10
Arson	0	1	0	0	0
Burglary	1	0	0	0	0
Defacing/Destruction of Property	4	2	7	15	9
Homicide	0	1	0	0	0
Kidnapping	0	0	0	0	0
Larceny/Theft	1	0	0	0	0
Other Misdemeanors	0	2	0	0	0
Rape	0	0	1	0	0
Robbery	5	3	11	7	15
Simple Assault	15	12	20	38	33
Stalking	2	0	1	0	14
Threats	5	8	11	3	0
Total	39	41	68	91	81

For consistency with FBI reporting, the offense types are provided according to FBI offense categories.

APPENDIX C:

BIAS-RELATED CRIME IN THE DISTRICT OF COLUMBIA

Distribution of Bias-Related Crimes



hate crimes and providing resource information to victims. Since most members do not encounter hate crimes every day, it is important to keep reminding them of the critical elements to look for. In addition, the Department works with other law enforcement agencies in the District, including on local campuses, to educate them about hate crimes and our programs. With more members familiar with hate crimes and appropriate reporting, the MPD and law enforcement can provide better service to the community.

A primary role of the Liaison Units is outreach to the represented communities — communities which have his-

torically been underserved by law enforcement in major metropolitan areas. This is not the case here in the District, where the Liaison Units and affiliate officers serve as a bridge to these members of our larger community whose diversity contributes to the vibrancy of our city. The Division hosts and participates in meetings and presentations, and provides the community with educational materials and information that will help promote a better understanding of interacting with MPD members in criminal and casual contact situations.

We strive to improve the reporting of crimes and bias crimes by providing outreach and educational sessions to the community on the importance of reporting crime. For example, members of the Liaison Units meet monthly with a Critical Incident Team in the GLBT community, speak regularly on Latino radio, and host presentations to and discussions with students about tolerance and safety. In addition to community-building and education efforts, the Division serves as a communication conduit between the police and the community every day. The SLD established an email group to provide an effective tool for direct and timely communication between police and all participating members of the SLD community. The Department regularly posts information to the email group about crimes affecting the community.

Bias-Related Crimes Data

Reports of bias-related crimes as defined under District law decreased slightly in 2012, from 91 crimes to 81. Crimes based on a religious bias and those based on a bias against sexual orientation both increased by four crimes. Hate crimes based on race showed the biggest decrease, dropping by more than 50 percent from 27 to 13.

Bias related to sexual orientation has remained the most frequent type of bias for hate crimes in the District, accounting for 57 percent of all hate crimes in 2012. Bias crimes based on gender identity or expression decreased

¹ The MPD also reports data on sustained hate crimes to the Federal Bureau of Investigation (FBI), consistent with FBI reporting definitions and standards. The FBI's definition of a hate crime is narrower than the District's. Under FBI reporting, a hate crime, also known as a bias crime, is a criminal offense committed against a person, property, or society that is motivated, in whole or in part, by the offender's bias against a race, religion, disability, sexual orientation, or ethnicity/national origin. The FBI definition does not include several types of bias included in the District, including gender identity, homelessness, and political affiliation. Note that the FBI will begin reporting on gender identity bias with 2013 data. Since the data presented in this report include all hate crimes supported under District law (D.C. Official Code § 22-3701), the figures differ from the MPD's reports to the FBI.

APPENDIX C:

BIAS-RELATED CRIME IN THE DISTRICT OF COLUMBIA

slightly from 11 in 2011 to nine in 2012. Together, two-thirds of all bias-related crimes are based on sexual orientation or gender identity/expression.

In 2012, almost nine out of every 10 hate crimes was a crime against a person. Simple or aggravated assaults dropped 35 percent in 2012, but are still the most common type of hate crimes (53 percent). Robberies were the next most common type of hate crime in 2012, representing 19 percent of all hate crimes. Most of these occurred in August, with five robberies occurring in four different police dis-

tricts. This mirrored citywide robbery trends, when robbery spiked 11 percent over 2011 in the month of August.

The Third Police District still accounts for the highest percentage of hate crimes (31 percent), almost twice as much as the next, the First District (16 percent). The First District, in which hate crimes had doubled between 2010 and 2011, experienced a 41 percent drop in 2012, from 22 crimes to 13. Two districts saw small increases in hate crimes: the Fourth District (+3 crimes) and the Seventh District (+1 crime).

Location

District	First			Second			Third			Fourth			Fifth			Sixth			Seventh			Total		
Type of Bias	2010	2011	2012	2010	2011	2012	2010	2011	2012	2010	2011	2012	2010	2011	2012	2010	2011	2012	2010	2011	2012	2010	2011	2012
Ethnicity/ National Origin	0	1	1	2	2	3	2	2	1	0	2	0	0	0	0	0	0	0	0	0	0	4	7	5
Race	5	4	5	0	1	2	5	10	3	2	3	3	0	3	0	1	1	0	1	5	0	14	27	13
Religion	1	0	1	2	0	3	0	0	2	0	1	0	1	1	0	0	0	0	0	0	0	4	2	6
Sexual Orientation	3	12	3	4	7	3	16	11	17	2	1	7	4	4	3	4	6	5	2	2	8	35	43	46
Gender Identity / Expression	2	4	2	0	1	0	0	2	1	1	1	1	1	0	0	5	1	3	1	2	2	10	11	9
Disability	0	0	0	0	0	0	0	0	1	0	0	0	0	0	0	0	0	0	0	0	0	0	0	1
Political Affiliation	0	0	1	1	0	0	0	0	0	0	0	0	0	0	0	0	0	0	0	0	0	1	0	1
Homelessness	0	1	0	0	0	0	0	0	0	0	0	0	0	0	0	0	0	0	0	0	0	0	1	0
Total	11	22	13	9	11	11	23	25	25	5	8	11	6	8	3	10	8	8	4	9	10	68	91	81

APPENDIX D:

LITTERING ENFORCEMENT IN DC

In December 2008, the Council of the District of Columbia passed the Anti-Littering Amendment Act of 2008. The legislation provided new tools to support the enforcement of littering. Police officers, with round-the-clock presence on the streets of the District, can be an important part of the routine enforcement necessary to keep our city clean by deterring people from littering. In addition, in January 2011 the final legislative change that was needed to begin littering enforcement became effective. In order to handle any littering tickets issued to juveniles, the Office of Administrative Hearings (OAH), which adjudicates littering tickets, needed juvenile confidentiality requirements waived for these civil tickets. With this legislation in place, the Metropolitan Police Department (MPD) proceeded with its pilot for littering enforcement.

General Littering

The Anti-Littering Amendment Act of 2008 amended the existing littering statute to establish an affirmative requirement that a person stopped for a non-traffic littering violation provide the officer with his or her accurate name and address for the citation. Without accurate identifying information, the government's ability to hold violators accountable for this civil offense is limited. Violators who do not provide a valid name and address to an officer citing them for a civil non-traffic littering violation can be arrested.

2012 Littering From a Vehicle Tickets

Unit	Issued	Dismissed
1st District	3	1
2nd District	1	0
3rd District	1	1
4th District	7	1
5th District	6	1
6th District	7	2
7th District	6	1
Other MPD	2	1
Total	33	8

The criminal offense of refusing to provide an accurate name and address will be adjudicated by the Superior Court of the District of Columbia, and the penalty, upon conviction, will be not less than \$100 or more than \$250. The underlying littering violation, which already existed, will be adjudicated by OAH. The fine for the littering violation is \$75.

The Department, in partnership with OAH, developed the form, process, and tracking to be used for civil violations written by MPD and adjudicated by OAH. Because the ticket and adjudication process with OAH was new, enforcement began with a pilot in the Fourth District. The pilot is important so that OAH and MPD can ensure that a member of the MPD is notified and attends every hearing, and that police officers throughout the Department are trained to write tickets that will be supported in adjudication. In order to evaluate the effectiveness of the process and training, a sufficient number of tickets must go through the entire process, with violators either: (1) admitting the violation and mailing in the fine; (2) denying the violation and requesting a hearing in person; or (3) admitting the violation with an explanation and requesting a hearing by mail.

The pilot was first launched in the Fourth District in May 2011, and was expanded to the Sixth District in on August 1, 2012. In each pilot, warning Notices of Violation (NOVs), or tickets, were issued for the first month during an educational phase. The Department distributed informational flyers to the community and posted them on its website in English, Amharic, Chinese, French, Korean, Spanish, and Vietnamese. In order to issue a ticket, an officer must witness the litterer intentionally or carelessly dropping rubbish, waste matter, refuse, garbage, trash, debris, dead animals or other discarded materials of every kind and description, on public space, in waterways, or on private property not under his or her control. In addition, officers are encouraged to first ask the violator to pick up and dispose of the litter. If the individual complies, no ticket will be issued.

In 2012, 70 NOVs were issued. Of these, 23 were

APPENDIX D: LITTERING ENFORCEMENT IN DC

Disposition	4D	6D	Citywide
NOVs Issued	5	65	70
Defaulted	2	39	41
Dismissed	0	23	23
Hearings Set	0	5	5
Cases Pending	0	0	0
NOVs Paid	3	3	6

dismissed, mostly due to a particular field on the ticket being left blank. Although it is allowable for this field to be blank on traffic tickets, it is not allowed on the littering tickets. This issue has been addressed and corrected. However, if the number of dismissed NOVs is subtracted from the total number written, that would leave 47 NOVs that were valid. Of these, 41 have gone into default, for an 87 percent default rate.

Although 47 tickets is a low sample rate, a 13 percent compliance rate is not encouraging. When the proposed legislation was discussed in Council, MPD warned that there was likely to be a low compliance rate with civil violations for which an individual has no property interest or privilege to protect—such as real property, a professional license, or a driver's license. In order for littering enforcement to be effec-

tive, the government must be able to hold violators accountable for their actions. Without repercussions for an offense, the government's ability to hold violators accountable for this civil offense is limited, and the tickets may not be enough of an incentive to motivate people to change their behavior.

Littering from a Vehicle

The Act also established a new violation for littering from a vehicle. It provides that "No person shall dispose or cause or allow the disposal of litter from a vehicle upon any public or private property. Litter shall include all rubbish, waste matter, refuse, garbage, trash, debris, dead animals, or other discarded materials of every kind and description." (DC Municipal Regulations § 18-2221.6). The penalty for the offense is a \$100 fine, with any appeals adjudicated by the Department of Motor Vehicles. Since this violation is enforced and adjudicated similar to other civil traffic violations, it could be and was immediately implemented. And, contrary to the non-traffic littering violations, there are known repercussions for ignoring traffic tickets. The number of tickets issued and dismissed in calendar year 2012 is included with this report.

APPENDIX E:

CITIZEN COMPLAINTS

The Metropolitan Police Department (MPD) is committed to providing professional, high-quality services to all; the MPD does not tolerate officer misconduct or wrongdoing. The MPD encourages individuals who believe they have been subjected to, or witnessed, police misconduct of any type, to report the incident to either the MPD or the DC Office of Police Complaints (OPC).

The Internal Affairs Bureau (IAB) is the internal MPD unit responsible for ensuring that all complaints of officer misconduct are handled properly. IAB investigates complaints filed at anytime alleging any type of misconduct, including misconduct that can be investigated by OPC and anonymous complaints.

What Is the Process Once a Complaint Is Made?

A complaint may be submitted to either the MPD or OPC. Complaints submitted to MPD go through the following review process.

- ▶ **Step 1:** The complaint is filed with the MPD.
- ▶ **Step 2:** The MPD official responsible for investigating the complaint contacts the complainant to let him or her know it is being investigated. If necessary, the official will obtain additional information.
- ▶ **Step 3:** The complaint is investigated; witnesses and the officer against whom the complaint is filed are interviewed. The officer is entitled to know the complainant's name, if it is known, and the nature of the complaint. However, the MPD will not reveal the complainant's name if the complainant requests to remain anonymous.
- ▶ **Step 4:** The Investigation is completed and one of the following conclusions is made:
 - Sustained** – The person's allegation is supported by sufficient evidence to determine that the incident occurred and the actions of the officer were improper.
 - Insufficient Facts** – There are insufficient facts to decide whether the alleged misconduct occurred.
 - Exonerated** – A preponderance of the evidence shows that the alleged conduct did occur but did not violate MPD policies, procedures, or training.
 - Unfounded** – The investigation determined no facts to support that the incident complained of actually occurred.
- ▶ **Step 5:** The complainant is notified of the outcome of the investigation. If the complainant does not agree, he or she may appeal the decision in writing by sending a letter to the Chief of Police at 300 Indiana Ave., NW, Rm. 5080, Washington, DC 20001.

APPENDIX E:

CITIZEN COMPLAINTS

The Two Distinct Processes for Reviewing and Investigating Complaints

DC Office of Police Complaints (OPC):

- Is a District of Columbia Government agency that is independent of the MPD and has its own investigative staff.
- Gives individuals a choice to have police misconduct complaints investigated by an agency other than the MPD.
- Has authority to investigate complaints filed within 45 days of the underlying incident, and that allege harassment; use of unnecessary or excessive force; use of language or conduct that is insulting, demeaning, or humiliating; discriminatory treatment; retaliation for filing a complaint with OPC; or failure to wear required identification or refusal to provide name and badge number when requested to do so by a member of the public.

Metropolitan Police Department (MPD):

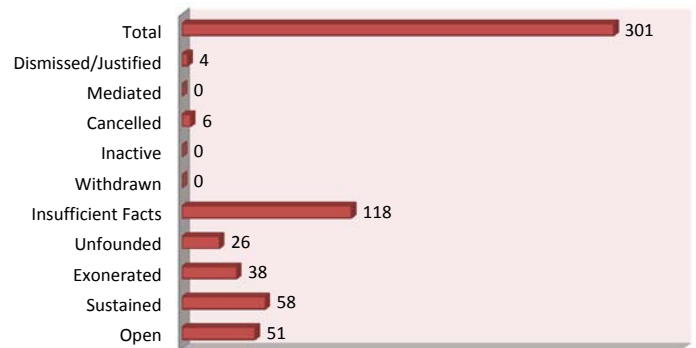
- Investigates complaints against its members through the MPD Internal Affairs Bureau (IAB) and chain-of-command officials.
- Investigates complaints filed at anytime alleging any type of misconduct, including misconduct that can be investigated by OPC.
- Investigates anonymous complaints.

APPENDIX E: CITIZEN COMPLAINTS

Harassment Allegation

Harassment Type	Total
Unlawful Search	0
Illegal Search	1
Bad Ticket	3
Unlawful Stop	3
Unlawful Detention	0
Landlord Tenant	0
False Arrest	4
Demeanor Tone	2
Discrimination: Sex	0
Discrimination: Race	1
Discrimination: National Origin	1
Abuse of Power	3
Other	6
Total	24

Disposition of Cases



Specific Allegations of Force

Subcategories	Total
Choke Hold	2
Foot on Back	0
Forceful Frisk	1
handcuffs too Tight	3
Push or Pull with Impact	4
Push or Pull without Impact	7
Strike: Kick	4
Strike: Punch	1
Strike: With Object	1
Strike: While Handcuffed	0
Total	23

Allegation of Discrimination

Discrimination Type	Total
Race	4
Racial Profiling	1
Sex	2
Sexual Orientation	2
Other	0
Total	9

APPENDIX E: CITIZEN COMPLAINTS

Allegations of Misconduct

Allegation Type	
Other	20
Rude and Unprofessional	42
Misconduct	2
Fail to Take Police Action	26
Conduct Unbecoming	6
Harassment	24
Excessive Force/Use of Force	25
Poor or Lack of Police Service	32
Language Abuse	22
Abuse of Authority	38
Fail to Take Police Report	17
Orders and Directives	10
Neglect of Duty	1
Threats/Intimidation	6
Bias/Discrimination	2
Racial Profiling	3
Illegal Search	10
Improper Use of Police Vehicle	0
Unknown	0
Falsification of Reports	2
Mishandling Property	3
Assault	0
Destruction of Property	0
Fail to Provide ID	0
Rude, Condescending	0
Sexual Harassment	0
Sexual Misconduct	0
Theft	2
Unfair Treatment	0
Untruthful Statement	0
False/Unlawful Arrest	8
Total	301

Status of Pending Complaints

Pending Complaints	Total
Under Investigation by Chain of Command	35
Under Investigation by IAB	12
Referred to USAO	4
Under Investigation by OPC	0
Total	51

APPENDIX E:

CITIZEN COMPLAINTS: OFFICER INFORMATION

Demographics of Officers who Received Complaints

Gender		
Male	195	33%
Female	49	8%
Unidentified	57	10%
Race		
Black	135	23%
White	85	15%
Hispanic	18	3%
Asian	3	1%
Other	3	1%
Unidentified	57	10%
Total	301	100%

Age of Officer

Age	
21-25	2
26-30	40
31-35	49
36-40	32
41-45	43
46-50	45
51-55	29
56-60	2
61-65	2
Unknown	57
Total	301

Officer Assignment

District	
First District	42
Second District	38
Third District	45
Fourth District	39
Fifth District	28
Sixth District	35
Seventh District	36
Other	38
Unidentified	0
Total	301

Officer's Years of Service

Number of Years	
Under 3 Years	7
3-5 Years	39
6-10 Years	86
11-15 Years	32
16-20 Years	14
21-25 Years	46
26-30 Years	13
50 Years or More	5
Unknown	59
Total	301

Failure to Identify

Failure to Display Name and Badge	0
Failure to Provide Name and Badge on Request	0
Other	0
Total	0

APPENDIX E:

CITIZEN COMPLAINTS: OFFICER INFORMATION

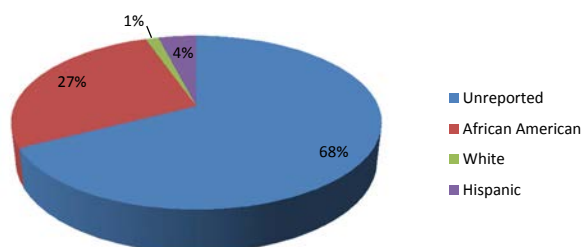
Officers with Multiple Complaints

Two Complaints	18
Three Complaints	1
Four Complaints	0
Five Complaints	0
Total	19

Complainants who Filed Multiple Complaints

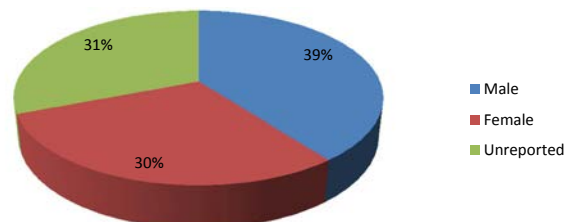
Two Complaints	2
Three Complaints	1
Four Complaints	0
Total	3

Complainant's Race



Note: Some cases have multiple complainants.

Complainant's Gender



Note: Some cases have multiple complainants.

APPENDIX F:

REMEMBERING OUR FALLEN HEROES

The Metropolitan Police Department dedicates this report to the outstanding and heroic members who died in the line of duty. Their service and sacrifice are deeply appreciated and forever remembered.

2000-Present

Paul Dittamo October 30, 2010
Wayne C. Pitt April 11, 2007
Gerard W. Burke..... March 23, 2006
James McBride..... August 10, 2005
Joseph Pozell..... May 17, 2005
Clifton Rife II..... June 2, 2004
John S. Ashley..... May 30, 2004

1975-1999

Thomas Hamlette, Jr. July 18, 1998
Robert L. Johnson, Jr. April 27, 1997
Oliver W. Smith..... February 26, 1997
Brian T. Gibson February 5, 1997
Anthony W. Simms May 25, 1996
Scott S. Lewis October 6, 1995
James McGee, Jr. February 7, 1995
Henry J. Daly..... November 22, 1994
Jason E. White December 30, 1993
Ernest C. Ricks May 17, 1989
Robert Remington May 19, 1987
Kevin Welsh..... August 4, 1986
Joseph M. Cournoyer January 29, 1985
Raymond E. Mumford March 11, 1983
Robert K. Best December 15, 1982
Donald G. Luning September 14, 1982
Arthur P. Snyder February 12, 1980
Richard F. Giguere June 6, 1979
Alfred V. Jackson June 6, 1979
Bernis Carr, Jr. February 16, 1978
Bruce W. Wilson April 26, 1977
Michael J. Acri October 16, 1976

1950-1974

Gail A. Cobb September 20, 1974
George D. Jones, Jr. March 24, 1973
Ronnie W. Hassell December 2, 1972
Dana E. Harwood September 25, 1972
William L. Sigmon May 25, 1971
Jerrard F. Young May 21, 1971
Glen Fisher March 10, 1971
David H. Rose February 20, 1971
Allan L. Nairn November 30, 1969
Michael J. Cody July 14, 1969
David C. Hawfield July 14, 1969
Willie C. Ivery November 15, 1968
Stephen A. Williams July 2, 1968
Eugene I. Williams February 27, 1968
Lawrence L. Dorsey February 2, 1968
Gilbert M. Silvia November 25, 1967
Russell W. Ponton May 2, 1967
Marvin L. Stocker March 23, 1966
Marcus P. Willis December 27, 1965
Martin I. Donovan July 9, 1964
Robert D. Handwerk January 24, 1964
David C. Higginbotham December 7, 1963
Elmer L. Hunter March 20, 1963
Terrell M. Dodson April 17, 1960
Donald J. Brereton January 7, 1960
Harold K. Shelton May 3, 1959
Lester G. Myers November 13, 1958
George W. Cassels July 12, 1953

For more information on these officers, and all MPD members who have died in the line of duty, visit the MPD website at www.mpdcd.c.gov/memorial.

1925-1950

Grady A. Beacham December 2, 1948
Mortimer P. Donoghue September 15, 1948
Hubert W. Estes May 16, 1947
Richard H. Taylor December 13, 1946
Harry E. Hamilton November 1, 1946
Donald W. Downs September 1, 1946
William J. Weston Jr. March 4, 1945
Charles R. Johnston May 9, 1943
Irving Rosenburg February 15, 1942
Uel M. Gaile August 19, 1940
Charles F. Cummings June 12, 1940
Robert W. Davis January 1, 1940
Raymond E. Grant August 14, 1939
Richard T. Conklin June 5, 1938
Earnest T. Wessells April 23, 1938
Paul W. Jones March 14, 1936
Frank L. Nussbaum February 16, 1936
Jessie L. Taylor May 1, 1931
Raymond V. Sinclair December 28, 1934
George W. Shinault August 14, 1932
Elmer A. Swanson July 6, 1932
Arthur H. Gelhar August 8, 1931
Charles D. Poole August 4, 1931
Frank J. Scoville September 24, 1930
Frederick W. Bauer June 6, 1930
Ross H. Kaylor December 10, 1929
Edgar P. Alexander November 16, 1929
Harry J. McDonald July 22, 1929
William S. Buchanan April 18, 1929
John F. McAuliffe January 21, 1929
Claude O. Rupe October 14, 1928
James G. Helm February 11, 1928
Leo W. Busch September 28, 1926
Earl A. Skinner June 9, 1926
Claude C. Koontz November 30, 1925

1900-1924

Raymond C. Leisinger August 28, 1924
John W. Purcell October 17, 1923
Frederick G. Stange February 28, 1923
Edmund P. Keleher January 10, 1922
George C. Chinn October 20, 1921
Samuel C. Hayden February 27, 1921
Preston E. Bradley February 21, 1921
Oscar A. McKimmie January 17, 1920
James E. Armstrong December 20, 1919
Harry Wilson July 21, 1919
Lester M. Kidwell July 11, 1918
John A. Conrad May 21, 1918
David T. Dunigan May 21, 1918
Willie R. Gawen March 2, 1915
William H. Mathews March 5, 1909
William E. Yetton November 9, 1908
John J. Smith July 7, 1904

1800s

Junius B. Slack November 27, 1891
Adolphus Constantine September 10, 1891
Americus N. Crippen November 5, 1889
Frederick M. Passau May 17, 1889
John H. Fowler September 9, 1884
Francis M. Doyle December 29, 1871



CATHY L. LANIER
Chief of Police