 **GOVERNMENT OF THE
DISTRICT OF COLUMBIA**

**FY 2011
PROPOSED BUDGET
AND FINANCIAL PLAN**

Maximizing Efficiency

Volume 7
FY 2011 — FY 2016
Highway Trust Fund



Submitted to the **Congress of the United States**
by the **Government of the District of Columbia**
July 1, 2010

Government of the District of Columbia

FY 2011 Proposed Budget and Financial Plan

Volume 7

FY 2011 - FY 2016 Highway Trust Fund

Maximizing Efficiency

Submitted

to the

Congress of the United States

by the

Government of the District of Columbia



GOVERNMENT FINANCE OFFICERS ASSOCIATION

*Distinguished
Budget Presentation
Award*

PRESENTED TO

District of Columbia Government

For the Fiscal Year Beginning

October 1, 2009

A handwritten signature in black ink, appearing to be 'A. H. ...'.

President

A handwritten signature in black ink, appearing to be 'William R. ...'.

Executive Director

The Government Finance Officers Association of the United States and Canada (GFOA) presented a Distinguished Budget Presentation Award to District of Columbia Government, District of Columbia, for its annual budget for the fiscal year beginning October 1, 2009. In order to receive this award, a governmental unit must publish a budget document that meets program criteria as a policy document, as an operations guide, as a financial plan, and as a communications device.

The award is the tenth in the history of the District of Columbia. The Office of Budget and Planning will submit this FY 2011 Budget and Financial Plan for consideration by GFOA, and believes the FY 2011 Proposed Budget and Financial Plan continues to conform to the GFOA's requirements.

Government of the District of Columbia

Adrian M. Fenty, Mayor

Neil O. Albert
City Administrator

Victor Reinoso
Deputy Mayor for Education

Carrie Kohns
Chief of Staff

Valerie Santos
Deputy Mayor for Planning and
Economic Development

Merav Bushlin
Budget Director

Natwar M. Gandhi
Chief Financial Officer

Members of the Council

Vincent C. Gray
Chairman-At Large

David A. Catania At Large
Phil Mendelson At Large
Kwame R. Brown..... At Large
Michael A. Brown At Large
Jim Graham Ward 1
Jack Evans Ward 2
Mary M. Cheh Ward 3
Muriel Bowser Ward 4
Harry Thomas, Jr. Ward 5
Tommy Wells Ward 6
Yvette M. Alexander Ward 7
Marion Barry Ward 8

Eric Goulet
Budget Director

Office of the Chief Financial Officer

Angell Jacobs

Chief of Staff

Lasana Mack

Deputy Chief Financial Officer
Office of Finance and Treasury

Anthony F. Pompa

Deputy Chief Financial Officer
Office of Financial Operations and Systems

Fitzroy Lee

Deputy Chief Financial Officer
Office of Revenue Analysis

Stephen Cordi

Deputy Chief Financial Officer
Office of Tax and Revenue

David Tseng

General Counsel

Patricia Gracyalny

Assistant General Counsel

Associate Chief Financial Officers

Deloras Shepherd

Human Support Services
Education Agencies

Cyril Byron, Jr.

Economic Development and Regulation

Rumman Dastgir (Acting)

Government Services

Angelique Hayes

Public Safety and Justice

Mohamed Mohamed

Government Operations
Education Agencies

George Dines (Interim)

D.C. Public Schools

Office of the CIO

Michael Teller, Chief Information Officer

Sonny Hashmi, Deputy CIO

Lillian Copelin, Director

Sandy Pinder, Director

Sudha Bhat

Anitha Potluri

Narayan Ayyagari

Surjeet Kalsi-Heneghan

Office of Budget and Planning

Gordon McDonald

Deputy Chief Financial Officer

Michael Sheaffer, Special Assistant
Lakeia Williams, Executive Assistant

James Spaulding

Associate Deputy Chief Financial Officer

Budget Administration

Eric M. Cannady, Director
Renee Waddy, Executive Assistant
Hilton Marcus

Human Support Services

Sunday Okparaocha, Team Leader
Daniel Kalegha

Grants Management

Janice Walker, Team Leader
Robin Moore

Government Operations and Economic Development

Kenneth Evans, Deputy Director
William Powell, Team Leader
Randall Myers, Team Leader
Ernest Chukwuma
Amina Elzeneiny
Lee Hayward
Charles Pryor

Public Education,

Public Safety and Justice and Public Works

David Hines, Deputy Director
Lydia Hallums, Team Leader
Joshua Agbebakun, Team Leader
Rasheed Dawodu
Timothy Mattock
Alonso Montalvo
Gizele Richards
David Smith

Financial Planning and Analysis

Leticia Stephenson, Director
David Kobes
Duane Smith

Financial Management Services and Operations

Sumita Chaudhuri, Director
Robert Johnson
Darryl Miller
Carlotta Osorio
Sue Taing

Margaret Myers, Production Manager

Travis Allen
Sharon Nelson

Capital Improvements Program

David Clark, Director
John McGaw, Deputy Director
Sherrie Greenfield
Omar Herzi
Bharat Kothari
Joseph Wolfe

A special thank you to the analysts from other District agencies who assisted the Office of Budget and Planning during the preparation of the budget.

District Department of Transportation
Metropolitan Washington Council of Governments

DDOT's capital program is incorporated within the Metropolitan Washington Council of Government's (MWCOG) Transportation Improvement Program (TIP). This multi-year document is a planning framework for all governments within the region.

Listed below are District officials and agency staff that were involved in the preparation of the TIP.

District Department of Transportation

Gabe Klein, Director
Terry Bellamy, Deputy Director
Leah Treat, Deputy Director for Resource Allocation
Ronaldo T. Nicholson, Chief Engineer/Associate Director
Gloria Jeff, Associate Director
Karina Ricks, Associate Director
Eric Stults, Resource Management Officer
Donald Whitaker, Resource Management Officer
Troy Brogden, Resource Management Officer
Lezlie Rupert, Resource Management Officer
Zachary Albaugh, Resource Management Officer
Brian Kirrane, Resource Management Officer
Ron Covington, Resource Management Officer

Office of the Chief Financial Officer

Rumman Dastgir, Agency Fiscal Officer
Angela Gray, Budget Officer
Kathryn Valentine, Budget Officer
Rose Mikell, Budget Analyst
Connie Pugh, Budget Analyst

Metropolitan Washington Council of Governments

Kwame Brown, Council Member – Vice Chair, Board of Directors
Adrian M. Fenty, Mayor – Board of Directors
Vincent C Gray, Council Chair – Board of Directors

Transportation Planning Board

Phil Mendelson, Council Member – Chair, Transportation Planning Board
Yvette Alexander, Council Member – Transportation Planning Board
Muriel Bowser, Council Member – Transportation Planning Board
Gabe Klein, District Department of Transportation – Transportation Planning Board
Harriet Tregoning, Office of Planning Director – Transportation Planning Board

Highway Trust Fund

Overview

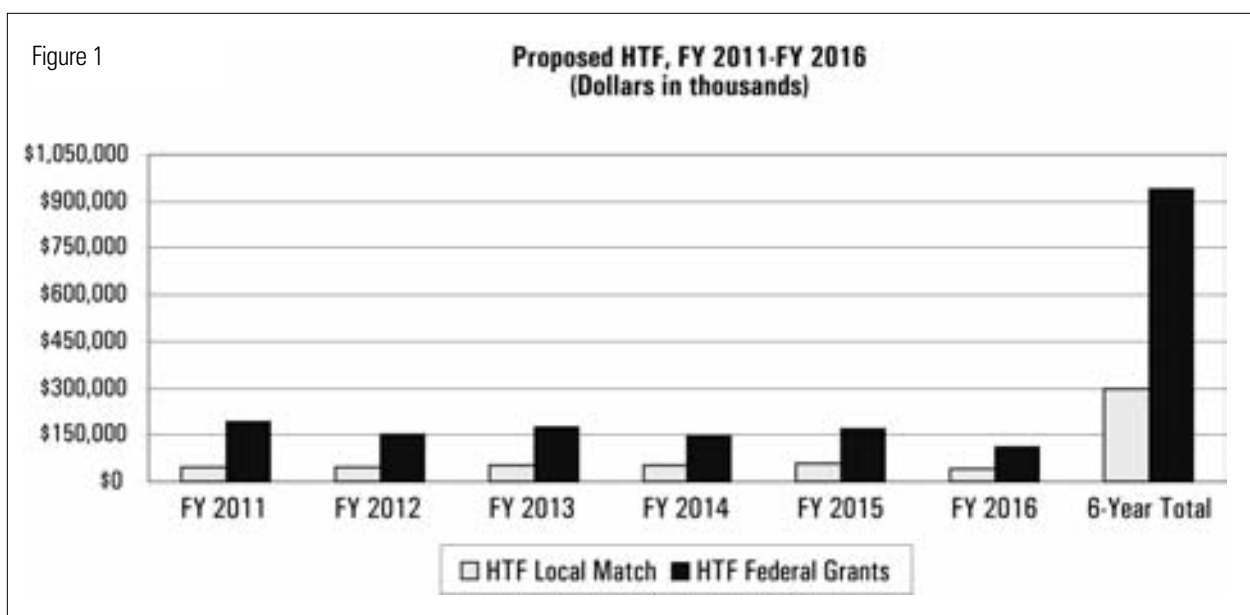
Approximately 199 of the District's highway bridges and 400 miles of District streets and highways are eligible for federal aid. The Federal Highway Administration (FHWA) administers the Federal-aid Highway Program and reimburses DDOT for expenditures related to approved highway projects according to cost-sharing formulas that are established in authorizing statutes. In most cases the federal share of the costs for approved projects is 80 percent. The District has established a Highway Trust Fund (HTF) for federal-

aid funds and dedicated tax collections used to pay the local match for Federal-aid projects.

The projects in this volume include all FHWA-funded projects that DDOT anticipates advancing from FY 2011 through FY 2016. The projects and their related dollars in each year are the amounts anticipated to be obligated with the FHWA. Obligation is a process by which FHWA approves the project and a budget is established. The proposed HTF Budget, FY 2011 through FY 2016, is shown in Table 1 and Figure 1.

Table 1
Proposed HTF Budget, FY 2011 Through FY 2016
 (Dollars in thousands)

Fund	Title	FY 2011	FY 2012	FY 2013	FY 2014	FY 2015	FY 2016	6-Year Total
0320	Highway Trust Fund - Local Match	\$46,350	\$47,456	\$55,402	\$49,881	\$56,745	\$43,210	\$299,044
0350	Highway Trust Fund - Federal Grants	\$190,458	\$149,867	\$175,716	\$143,478	\$170,980	\$109,385	\$939,885
Total		\$236,808	\$197,323	\$231,118	\$193,359	\$227,725	\$152,596	\$1,238,929



Highway Trust Fund Revenue

Proceeds of the motor fuel tax, parking and storage sales tax, public space rental fees, and right-of-way rental fees are deposited into the HTF in order to fund the local share of project costs.

Local Revenues Deposited into the HTF

- All motor fuel tax proceeds.
- All parking and storage sales tax proceeds in excess of \$30 million.
- 1/6 of revenue collected for public space rental associated with vaults and fuel storage tanks.
- 1/6 of right-of-way fee proceeds.

For FY 2011 it is anticipated that the HTF will receive a total of \$180,973,202 in funding, \$133,248,727 or 74% of which will be federal aid. Sources of HTF funding are detailed in Figure 2. Prior year funding of \$409,470,030 will also be available. Each year DDOT produces a multi-year HTF financial report as required by D.C. Code § 9-109.02(e) to ensure that there are sufficient financial resources to match FHWA grants for transportation projects. A

copy of the report, including the FY 2016 revenue projections and spending plans, is presented in Table 3.

Project Planning

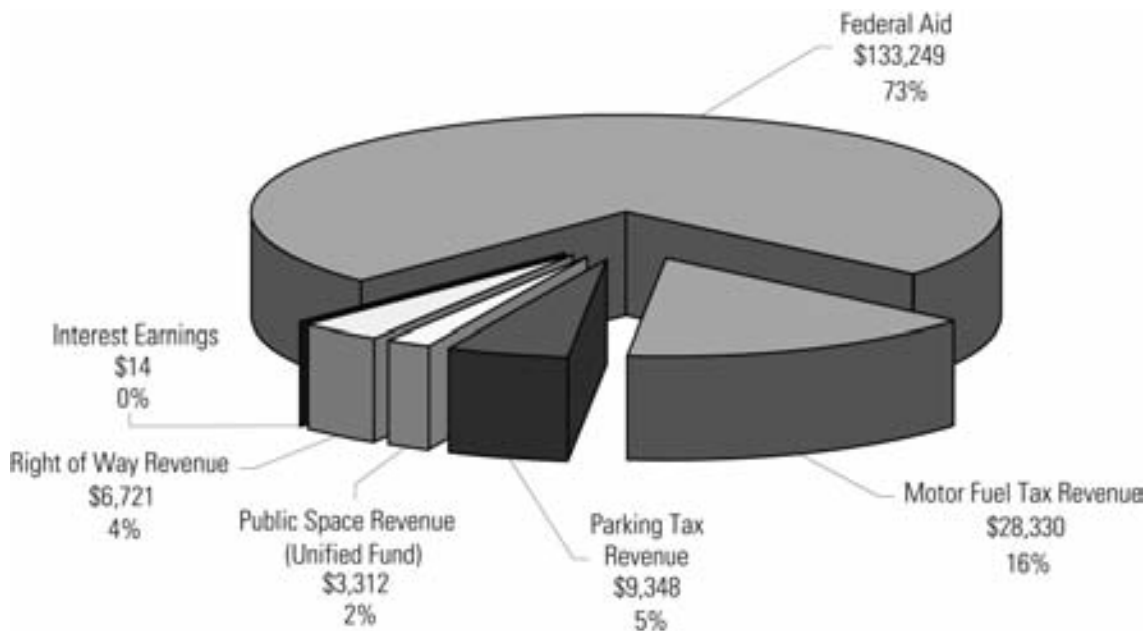
The Transportation Improvement Program (TIP) is a 6-year financial program that describes the schedule for obligating federal funds to state and local projects. DDOT completes a new TIP, processed through the Metropolitan Washington Council of Governments, each year. The TIP contains funding information for all modes of transportation including highways, transit capital, and operating costs.

The TIP represents the intent to construct or implement a specific project and the anticipated flow of federal funds and matching local contributions. The TIP serves as a schedule of accountability to the Federal Highway and Federal Transit Administrations. Their annual review and certification of the TIP ensures the continuation of federal financial assistance for Washington area transportation improvements. The FY 2010-2015 TIP was approved by the National Capital Region Transportation Planning Board on July 15, 2009. HTF expenditures by master project are shown

Figure 2

FY 2011 HTF Sources: \$180,973, excluding prior year funding available

(Dollars in thousands)



Federal Aid: \$133,249 (74%)

Local Share: \$47,724 (26%)

in Table 2. Significant District projects in the TIP are the 11th Street Bridge Reconstruction and South Capitol Street Corridor with Frederick Douglass Memorial Bridge Improvements projects. Significant changes proposed for the FY 2011 – 2016 TIP include the DC Streetcar project and Saint Elizabeths Campus Access Improvements.

To ensure that DDOT can obligate all of its federal funds each year, the TIP contains more projects than DDOT has funding to complete. This allows DDOT to implement other projects should a project be delayed unexpectedly or if the agency should receive additional funding authority from the FHWA through the annual “August redistribution” process. August redistribution is the process by which states that do not obligate 100 percent of their authority within the fiscal year give up any remaining authority to those states that have projects that are ready to go.

Additionally, DDOT uses the Local HTF to pay for certain overhead and “non-participating” costs for which the FHWA does not reimburse the District. Overhead costs are determined on the basis of direct labor charges to capital projects and are ineligible for FHWA grants

funding. This can include administrative and support staff, as well as the time that project managers charge directly to capital projects. “Non-participating projects” costs are not eligible for federal aid match, this includes labor and overhead costs and advance construction not covered by FHWA. Also included are miscellaneous costs/reimbursements that may possibly be converted to federal reimbursement upon approval of FHWA at a later date, or will be reimbursed by another entity such as DC WASA or PEPCO. This includes a range of items such as storm water drains and landscaping, essential elements of transportation infrastructure.

DDOT requests authority to expend \$236,808,070 of HTF budget in FY 2011.

Figure 3

Planned FY 2011 HTF Expenditures: \$236,808

(Dollars in thousands)

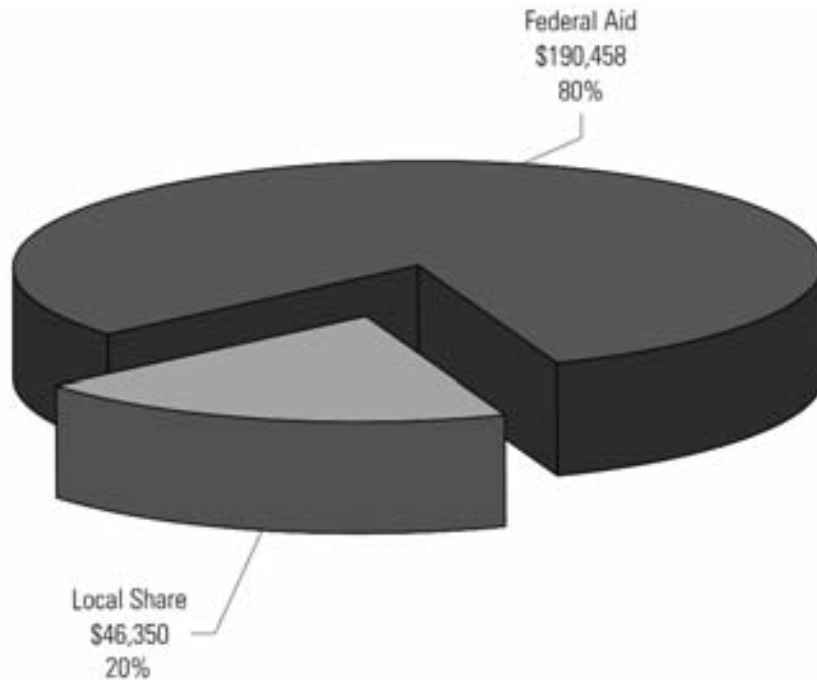


Table 2

Highway Trust Fund Expenditures by Master Project

(Dollars in thousands)

Highway Trust Fund Project	FY 2010 Planned Expenditures	FY 2011 Planned Expenditures	FY 2011-FY 2016 Planned Expenditures
Transportation Electrical Systems Improvements (ADO)	8,827	7,792	60,062
Highway Aid Match Fund (AFO)	8,598	2,587	19,400
Highway Aid Match Fund (AFT)	3,429	121	121
Anacostia Waterfront Initiatives (AWO)	15,790	4,955	141,165
Traffic Safety Improvements (CBO)	10,369	10,264	66,062
Traffic Safety Improvements (CBT)	90	0	0
Bridge Rehabilitation & Replace (CDO)	78,835	22,963	303,472
Bridge Rehabilitation & Replace (CDT)	58,627	53,067	69,998
Traffic Operations Improvements (CIO)	47,538	24,849	117,904
Traffic Operations Improvements (CIT)	393	0	0
Roadway Reconstruction (CKO)	13,532	4,449	14,788
Roadway Reconstruction (CKT)	21,298	15,002	36,718
Congestion Mitigation & Air Quality Improvements (CMO)	8,823	5,407	27,178
Economic Development (EDO)	37,341	19,597	70,703
Great Streets (EDS)	646	0	1
Federal Demonstration (FDT)	830	1,187	1,187
11th St Bridge (HTF)	0	6,520	52,160
Federal Planning & Management Systems (PMO)	10,424	7,477	58,023
Street Rehabilitation Program (SRO)	32,693	50,275	197,845
Bicycle Network (ZUO)	0	46	46
Bicycle Program (ZUT)	722	250	2,097
Totals	\$358,804	\$236,808	\$1,238,930

Table 3

District Department of Transportation's Highway Trust Fund Cash Flow Prospective For FY 2010 - 2016 with FY 2009 Actual

	D.C Transp. Trust Fund FY 2009 Actual (A)	Federal Aid FY 2009 Actual ¹² (B)	Total FY 2009 Actual (C)	D.C. Transp. Trust Fund FY 2010 (D)	Federal Aid FY 2010 ¹² (E)	Total FY 2010 (F)
Estimated Funding						
Beginning Balance ¹	\$23,268,794	\$356,978,442	\$380,247,236	\$ 6,808,638	\$ 470,889,099	\$477,697,737
Motor Fuel Revenues ³	23,829,616		23,829,616	28,119,000		28,119,000
Parking and Storage Revenues ⁴	6,464,786		6,464,786	7,875,000		7,875,000
Public Space Rental Revenues ⁵	3,509,202		3,509,202	3,421,504		3,421,504
Right of Way Fee Revenues ⁶	6,721,031		6,721,031	6,721,000		6,721,000
Operating Fund Surplus ¹³	1,653,865		1,653,865	1,691,062		1,691,062
Interest Earnings ²	80,584		80,584	12,753		12,753
Other Charges for Services ¹⁴	-		-	2,051,197		2,051,197
Advance Construction Recovery	-		-			-
ARRA Funding ¹⁶		123,507,842	123,507,842			-
Fed Aid Apportionment ⁷	-	133,241,478	133,241,478	-	157,065,736	157,065,736
Total	\$65,527,878	\$613,727,762	\$679,255,640	\$56,700,154	\$627,954,835	\$684,654,989
Estimated Uses						
Debt Payment of GARVEE Bond Program ¹⁵						
Project Management ⁸	4,875,668	23,516,925	28,392,593	5,277,982	37,316,325	42,594,307
Design, Site, Constr. & Equip. Cost ¹⁰	22,049,704	119,321,738	141,371,442	29,059,167	187,181,485	216,240,652
Non-Participating Cost ⁹	31,793,868	-	31,793,868	16,350,000	-	16,350,000
Total	\$58,719,240	\$142,838,663	\$201,557,903	\$50,687,149	\$224,497,810	\$275,184,959
ENDING BALANCE ¹¹	\$6,808,638	\$470,889,099	\$477,697,737	\$6,013,005	\$403,457,025	\$ 409,470,030

Table 3

**District Department of Transportation's Highway Trust Fund Cash Flow Prospective
For FY 2010 - 2016 with FY 2009 Actual**

	D.C. Transp. Trust Fund FY 2011 (A)	Federal Aid FY 2011 ¹² (B)	Total FY 2011 (C)	D.C. Transp. Trust Fund FY 2012 (D)	Federal Aid FY 2012 ¹² (E)	Total FY 2012 (F)
Estimated Funding						
Beginning Balance ¹	\$6,013,005	\$403,457,025	\$409,470,030	\$7,387,646	\$346,247,516	\$353,635,162
Motor Fuel Revenues ³	28,330,000		28,330,000	28,614,000		28,614,000
Parking and Storage Revenues ⁴	9,348,000		9,348,000	10,735,000		10,735,000
Public Space Rental Revenues ⁵	3,311,963		3,311,963	3,340,801		3,340,801
Right of Way Fee Revenues ⁶	6,721,000		6,721,000	6,721,000		6,721,000
Operating Fund Surplus ¹³	-		-	-		-
Interest Earnings ²	13,512		13,512	16,908	16,908	
Advance Construction Recovery			-			-
ARRA Funding ¹⁶			-			-
Fed Aid Apportionment ⁷	-	133,248,727	133,248,727	-	133,248,727	133,248,727
Total	\$53,737,480	\$536,705,752	\$590,443,232	\$56,815,355	\$479,496,243	\$ 536,311,598
Estimated Uses						
Debt Payment of GARVEE Bond Program ¹⁵	1,304,000	5,216,000	6,520,000	1,304,000	5,216,000	6,520,000
Project Management ⁸	3,789,826	29,818,669	33,608,495	3,327,093	18,903,563	22,230,656
Design, Site, Constr. & Equip. Cost ¹⁰	22,352,015	155,423,567	177,775,582	23,682,749	125,747,747	149,430,496
Non-Participating Cost ⁹	18,903,993	-	18,903,993	19,142,072	-	19,142,072
Total	\$46,349,834	\$190,458,236	\$236,808,070	\$ 47,455,914	\$149,867,310	\$197,323,224
ENDING BALANCE ¹¹	\$7,387,646	\$346,247,516	\$353,635,162	\$9,359,441	\$329,628,933	\$338,988,374

Table 3

District Department of Transportation's Highway Trust Fund Cash Flow Prospective For FY 2010 - 2016 with FY 2009 Actual

	D.C. Transp. Trust Fund FY 2013 (D)	Federal Aid FY 2013 ¹² (E)	Total FY 2013 (F)	D.C. Transp. Trust Fund FY 2014 (A)	Federal Aid FY 2014 ¹² (B)	Total FY 2014 (C)
Estimated Funding						
Beginning Balance ¹	\$9,359,441	\$329,628,933	\$338,988,374	\$4,914,507	\$287,161,979	\$292,076,486
Motor Fuel Revenues ³	28,900,000		28,900,000	29,189,000		29,189,000
Parking and Storage Revenues ⁴	11,948,000		11,948,000	14,098,000		14,098,000
Public Space Rental Revenues ⁵	3,374,158		3,374,158	3,407,946		3,407,946
Right of Way Fee Revenues ⁶	6,721,000		6,721,000	6,721,000		6,721,000
Operating Fund Surplus ¹³	-		-	-		-
Interest Earnings ²	13,903		13,903	13,670		13,670
Advance Construction Recovery			-			
ARRA Funding ¹⁶			-			
Fed Aid Apportionment ⁷	-	133,248,727	133,248,727	-	133,248,727	133,248,727
Total	\$60,316,502	\$462,877,660	\$523,194,162	\$58,344,123	\$420,410,706	\$478,754,829
Estimated Uses						
Debt Payment of GARVEE Bond Program ¹⁵	1,956,000	7,824,000	9,780,000	1,956,000	7,824,000	9,780,000
Project Management ⁸	3,286,131	16,716,334	20,002,465	2,230,594	11,035,647	13,266,241
Design, Site, Constr. & Equip. Cost ¹⁰	30,774,950	151,175,347	181,950,297	26,061,495	124,618,789	150,680,284
Non-Participating Cost ⁹	19,384,914	-	19,384,914	19,632,612	-	19,632,612
Total	\$55,401,995	\$175,715,681	\$231,117,676	\$49,880,701	\$143,478,436	\$193,359,137
ENDING BALANCE ¹¹	\$4,914,507	\$287,161,979	\$292,076,486	\$8,463,422	\$ 276,932,270	\$285,395,692

Table 3

District Department of Transportation's Highway Trust Fund Cash Flow Prospective For FY 2010 - 2016 with FY 2009 Actual

	D.C. Transp. Trust Fund FY 2015 (D)	Federal Aid FY 2015 ¹² (E)	Total FY 2015 (F)	D.C. Transp. Trust Fund FY 2016 (A)	Federal Aid FY 2016 ¹² (B)	Total FY 2016 (C)
Estimated Funding						
Beginning Balance ¹	\$8,463,422	\$276,932,270	\$285,395,692	\$5,974,230	\$239,201,457	\$245,175,687
Motor Fuel Revenues ³	29,451,000		29,451,000	29,687,000		29,687,000
Parking and Storage Revenues ⁴	14,662,000		14,662,000	15,249,000		15,249,000
Public Space Rental Revenues ⁵	3,407,946		3,407,946	3,407,946		3,407,946
Right of Way Fee Revenues ⁶	6,721,000		6,721,000	6,721,000		6,721,000
Operating Fund Surplus ¹³	-		-	-		-
Interest Earnings ²	14,229		14,229	24,810		24,810
Advance Construction Recovery			-			-
ARRA Funding ¹⁶			-	-		-
Fed Aid Apportionment ⁷	-	133,248,727	133,248,727	-	133,248,727	133,248,727
Total	\$62,719,597	\$410,180,997	\$472,900,594	\$61,063,986	\$372,450,184	\$433,514,170
Estimated Uses						
Debt Payment of GARVEE Bond Program ¹⁵	1,956,000	7,824,000	9,780,000	1,956,000	7,824,000	9,780,000
Project Management ⁸	3,128,407	15,362,624	18,491,031	2,474,198	12,375,286	14,849,484
Design, Site, Constr. & Equip. Cost ¹⁰	31,775,696	147,792,916	179,568,612	18,637,176	89,186,124	107,823,300
Non-Participating Cost ⁹	19,885,264	-	19,885,264	20,142,970	-	20,142,970
Total	\$56,745,367	\$170,979,540	\$227,724,907	\$43,210,344	\$109,385,410	\$152,595,754
ENDING BALANCE ¹¹	\$5,974,230	\$239,201,457	\$245,175,687	\$17,853,642	\$263,064,774	\$280,918,416

Highway Trust Fund Cash Flow Prospective (Notes)

- 1 The beginning balance reflects the amount of obligations carried forward from the previous fiscal year in support of long-term Capital Investment.
- 2 Interest earned on unspent monies for planned future expenditures. The rate used for calculating projected interest earnings is certified at 0.20% as of April 14, 2010 for the remainder of FY10 through FY16.
- 3 Dedicated revenue secured through the collection of Motor Fuel taxes.
- 4 Dedicated revenue from Parking & Storage Fees = 100% of the sales and use taxes collected by the District for parking and storing in excess of \$30 M.
- 5 Dedicated incremental revenue generated by Public Space Rental fees vaults, sidewalk cafes, and surface and sub-surface fuel vaults.
- 6 Dedicated revenue collected as a result of businesses paying a rental fee equal to 20% of the rental fee requirement for stand-alone conduit or pipes in the public right-of-way below the surface, 20% of the rental fee requirement for aerial wires in the public right-of-way above the surface.
- 7 Federal aid apportionment is the funding provided by Federal Highway Administration (FHWA) in each fiscal year based in part on the DC match. For FY10, funding reflects the District's annual Federal Aid apportionment of \$133.2 M and \$2.9 M provided for the Disabled Veterans for Life project. For FY11 thru FY16, funding has been flat-lined to reflect the FY10 Federal Aid Apportionment of \$133.2 M.
- 8 Project Management consists of salaries of in-house employees and contracted construction management services.
- 9 Non-Participating Costs are those costs not eligible for federal aid match. This includes labor and overhead costs, and advance construction not covered by FHWA. Also included are miscellaneous costs/reimbursements that may possibly be converted to federal reimbursement upon approval by FHWA at a later date, or will be reimbursed by another entity.
- 10 Construction, Design, Site and Equipment expenditures eligible for federal aid match.
- 11 Ending Balance = Beginning Fund Balance plus current fiscal year sources of funds less current fiscal year planned uses of funds.
- 12 For the Estimated Funding section of this column, this amount reflects the federal carryover of unspent obligations from prior year program outlays as well as current fiscal year Federal Aid Apportionment as described in Note 7.
- 13 Operating Surplus = 80% of DDOT operating surplus from the previous fiscal year. FY09 Operating Surplus reflects funds transferred from FY08. FY10 reflects funds anticipated transferred at the end of FY09. For FY11 thru FY16, DDOT is currently not projecting surplus funds to be available for carry over.
- 14 For FY10, Other Charges for Services = funds to be reimbursed from WASA for work performed prior to 9/30/08.
- 15 The \$300 million 11th Street Bridge program is comprised of several funding sources, \$90.42 million in regular federal funds, \$17.62 million from a federal earmark, \$100 million in Garvee proceeds, \$31.96 million in Parking Tax funds, and \$60 million in GO Bonds. This is a federal aid eligible project and is, therefore, included in the HTF Prospective. While the local match for most projects in the HTF Prospective comes from the local Highway Trust Fund, the 11th Street Bridge project is also supplemented using other local capital fund sources which are not included in the development of the Highway Trust Fund Prospective.

The Garvee Bonds that are anticipated to be issued for this project (\$100 million) will be serviced using future federal aid receipts with the local match coming from non-Highway Trust Fund sources. Note that the total project cost, including debt service expenditures, is anticipated to be about \$365 million. The local funds required to match the project, including debt service expenditures, is approximately \$65 million which will come from non-Highway Trust Fund sources.

In FY13, DDOT anticipates the issuance of an additional \$50 million in Garvee proceeds to support the proposed phase 2 of the 11th Street Bridge program-SE/SW Freeway. This anticipated planned borrowing is currently represented in the Debt Service Payment.
- 16 In March 2009, DDOT was apportioned \$123.5 M of Highway Infrastructure Investment Funds pursuant to the American Recovery and Reinvestment Act of 2009 (ARRA Funding). The Federal share is 100%, requiring no match from the District.

(KA0) DEPARTMENT OF TRANSPORTATION

MISSION

The District Department of Transportation (DDOT) enhances the quality of life for District residents and visitors by ensuring that people and goods move safely with minimal adverse impact on residents and the environment.

BACKGROUND

DDOT oversees 1,100 miles of roads; 199 highway bridges, 14 pedestrian bridges, 17 tunnels and underpasses; 80,000 street, alley, bridge, tunnel, and navigation lights; 17,000 parking meters; 144,000 street trees and tree spaces; and 1,680 signalized intersections. Additionally, DDOT has responsibility for the District's bicycle and pedestrian facilities, traffic and pedestrian safety, and managing the District's public space and rights-of-way.

CAPITAL PROGRAM OBJECTIVES

1. Ensure that the District's current transportation infrastructure (roads, bridges, transit system, signage, and sidewalks) and streetscapes are in good condition.
2. Increase non-vehicular transportation modes to meet the mobility and economic development needs of the District.
3. Improve the safety of pedestrians, cyclists, and vehicles throughout the District.

HIGHWAY TRUST FUND

The District Department of Transportation (DDOT) is responsible for all capital improvements to District streets, highways, and bridges except those under the jurisdiction of the United States government. This portion of DDOT's Transportation Program focuses on the enhancement and preservation of the District's inventory of streets and highways extending approximately 1,100 miles, ranging from two-lane streets to multi-lane freeways, and over 216 bridges and tunnels that range from crossings over minor drainage ways to the interstate highway bridges over the Potomac and Anacostia Rivers. Capital improvements to the Federal network of streets include maintenance, improvements and replacement of traffic systems, curbs, sidewalks, street lighting, trees, alleyways and supporting traffic operations. Financing to implement this element of DDOT's capital improvement program is prioritized and formulated to conform to anticipated Federal aid apportionments from the Federal Highway Administration and DC's local match for obligated Federal aid (consisting of revenues primarily from the tax on motor fuel sold in the District), considering current debt and obligation ceiling limitations.

RECENT ACCOMPLISHMENTS

Federal Aid Highway Program:

- Awarded design build contract for 11th Street Bridges, commencing the largest project DDOT has ever managed. DDOT also received an Environmental Excellence Award from FHWA for the 11th Street Bridges Environmental Impact Statement
- Received the James L Oberstar Safe Routes to School Award for outstanding achievements
- Opened the first Bike Station at Union Station to offer bicycle parking, rentals, repairs and accessories.
- Launched a new Metropolitan Branch Trail section – a milestone in creating a trail from Catholic University to downtown
- Reduced streetlight outages by 23% by converting to LED technology

- **Funding Tables:** Past budget allotments shows the allotment balance, calculated as allotments received to date less all obligations (the sum of expenditures, encumbrances, intra-District advances and pre-encumbrances). Agencies are allowed to encumber and pre-encumber funds up to the limit of a capital project's budget authority, which might be higher than allotments received to date. For this reason, a negative balance on a project sheet does not necessarily indicate overspending or an anti-deficiency violation. A negative balance is permitted in this calculation of remaining allotment authority.
- **Additional Appropriations Data (\$000):** Provides a summary of the budget authority over the life of the project. The table can be read as follows:
 - **Original 6-Year Budget Authority:** Represents the sum of the 6-year authority for all agency-owned projects, as shown in the first year they were authorized. The complete set of these projects may or may not be represented in this FY 2011 - FY 2016 CIP.
 - **Budget Authority Thru FY 2015 :** Represents the lifetime budget authority, including the 6 year budget authority for FY 2010 through 2015 .
 - **FY 2010 Budget Authority Revisions:** Represents the changes to the budget authority as a result of reprogramming, redirections and rescissions (also reflected in Appendix F) for the current fiscal year.
 - **6-Year Budget Authority Thru 2015 :** This is the total 6-year authority for FY 2010 through FY 2015 including changes from the current fiscal year.
 - **Budget Authority Request for 2011 Through 2016:** Represents the 6 year budget authority for 2011 Through 2016.
 - **Increase (Decrease) to 6-Year Authority:** This is the change in 6 year budget authority requested for FY represents the change in 6 year budget authority requested for FY 2011 - FY 2016. (also reflected in Appendix A).
- **Facility Location Map:** For those agencies with facilities projects, a map reflecting projects and their geographic location within the District of Columbia.

(Dollars in Thousands)

Funding By Phase - Prior Funding						Proposed Funding						
Phase	Allotments	Spent	Enc/ID-Adv	Pre-Enc	Balance	FY 2011	FY 2012	FY 2013	FY 2014	FY 2015	FY 2016	6 Yr Total
(00) Feasibility Studies	929	142	675	0	113	9	190	365	276	0	0	840
(01) Design	483,614	377,035	22,414	4,130	80,035	27,244	36,937	87,343	54,839	43,429	27,465	277,257
(02) SITE	12,464	2,763	0	0	9,701	0	0	0	0	0	0	0
(03) Project Management	443,646	259,803	30,515	1,420	151,907	36,219	24,480	21,771	14,714	20,179	17,010	134,373
(04) Construction	2,540,190	1,726,010	393,168	24,242	396,770	173,336	135,716	121,563	123,531	164,117	108,121	826,384
(05) Equipment	37	135	0	0	-98	0	0	75	0	0	0	75
(06) IT Requirements Development/Systems Design	284	614	0	0	-330	0	0	0	0	0	0	0
(07) IT Development & Testing	234	263	0	2	-30	0	0	0	0	0	0	0
(08) IT Deployment & Turnover	439	581	0	0	-142	0	0	0	0	0	0	0
Other Phases	14,591	17,001	5	22	-2,438	0	0	0	0	0	0	0
TOTALS	3,496,428	2,384,347	446,778	29,816	635,488	236,808	197,323	231,118	193,359	227,725	152,596	1,238,929

Funding By Source - Prior Funding						Proposed Funding						
Source	Allotments	Spent	Enc/ID-Adv	Pre-Enc	Balance	FY 2011	FY 2012	FY 2013	FY 2014	FY 2015	FY 2016	6 Yr Total
Highway Trust Fund (0320)	666,657	223,035	194,416	6,418	242,788	46,350	47,456	55,402	49,881	56,745	43,210	299,044
Federal (0350)	2,829,771	2,161,311	252,362	23,398	392,699	190,458	149,867	175,716	143,478	170,980	109,385	939,885
TOTALS	3,496,428	2,384,347	446,778	29,816	635,488	236,808	197,323	231,118	193,359	227,725	152,596	1,238,929

Additional Appropriation Data	
First Appropriation FY	1998
Original 6-Year Budget Authority (\$000)	2,291,931
Budget Authority Thru FY 2010 (\$000)	3,652,686
FY 2010 Budget Authority Changes	0
Current FY 2010 Budget Authority (\$000)	3,652,686
Budget Authority Request for FY 2011 (\$000)	3,652,686
Increase (Decrease) to Total Authority (\$000)	0

KA0-AD011-LIGHTING ASSET MANAGEMENT PROGRAM-NHS

Agency: DEPARTMENT OF TRANSPORTATION (KA0)
Implementing Agency: DEPARTMENT OF TRANSPORTATION (KA0)
Project No: AD011
Ward:
Location: DISTRICT-WIDE
Status: Ongoing Subprojects
Useful Life of the Project: 20

Description:

This subproject provides a five-year contract for the preservation of electrical system assets for the District's major streets and freeways, including maintenance of manholes, conduit and cable, streetlight poles, foundations and lighting fixtures. Also includes Welcome to Washington Signs and navigational lights. 1. Survey condition of lighting assets and prepare RFP for asset preservation project; 2. Asset preservation and preventive maintenance of electrical lighting assets; and 3. Engineering and construction management for oversight of the asset preservation project.

(Dollars in Thousands)

Funding By Phase - Prior Funding						Proposed Funding						
Phase	Allotments	Spent	Enc/ID-Adv	Pre-Enc	Balance	FY 2011	FY 2012	FY 2013	FY 2014	FY 2015	FY 2016	6 Yr Total
(03) Project Management	2,986	1,371	198	0	1,417	370	411	357	460	452	476	2,526
(04) Construction	15,705	9,828	4,029	0	1,849	2,050	2,475	2,151	2,769	2,723	2,863	15,032
TOTALS	18,691	11,199	4,226	0	3,266	2,420	2,886	2,508	3,229	3,175	3,339	17,558

Funding By Source - Prior Funding						Proposed Funding						
Source	Allotments	Spent	Enc/ID-Adv	Pre-Enc	Balance	FY 2011	FY 2012	FY 2013	FY 2014	FY 2015	FY 2016	6 Yr Total
Highway Trust Fund (0320)	3,454	2,453	712	0	288	617	732	596	809	755	919	4,427
Federal (0350)	15,237	8,745	3,514	0	2,977	1,803	2,154	1,912	2,420	2,420	2,420	13,130
TOTALS	18,691	11,199	4,226	0	3,266	2,420	2,886	2,508	3,229	3,175	3,339	17,558

KA0-AD012-LIGHTING ASSET MANAGEMENT PROGRAM -STP

Agency: DEPARTMENT OF TRANSPORTATION (KA0)
Implementing Agency: DEPARTMENT OF TRANSPORTATION (KA0)
Project No: AD012
Ward:
Location: DISTRICT-WIDE
Status: Ongoing Subprojects
Useful Life of the Project: 20

Description:

This subproject provides a five-year contract for the preservation of electrical system assets for the District's major streets and freeways, including maintenance of manholes, conduit and cable, streetlight poles, foundations and lighting fixtures. Also includes Welcome to Washington Signs and navigational lights. 1. Survey condition of lighting assets and prepare RFP for asset preservation project; 2. Asset preservation and preventive maintenance of electrical lighting assets; and 3. Engineering and construction management for oversight of the asset preservation project.

(Dollars in Thousands)

Funding By Phase - Prior Funding						Proposed Funding						
Phase	Allotments	Spent	Enc/ID-Adv	Pre-Enc	Balance	FY 2011	FY 2012	FY 2013	FY 2014	FY 2015	FY 2016	6 Yr Total
(03) Project Management	5,503	3,810	283	0	1,410	393	634	551	710	698	734	3,721
(04) Construction	23,157	16,484	5,990	0	683	3,304	4,164	3,619	4,660	4,582	4,818	25,148
TOTALS	28,660	20,294	6,273	0	2,093	3,697	4,799	4,171	5,370	5,280	5,552	28,868

Funding By Source - Prior Funding						Proposed Funding						
Source	Allotments	Spent	Enc/ID-Adv	Pre-Enc	Balance	FY 2011	FY 2012	FY 2013	FY 2014	FY 2015	FY 2016	6 Yr Total
Highway Trust Fund (0320)	8,357	7,143	1,062	0	152	943	1,217	991	1,345	1,256	1,528	7,278
Federal (0350)	20,302	13,151	5,211	0	1,940	2,754	3,582	3,179	4,025	4,025	4,025	21,590
TOTALS	28,660	20,294	6,273	0	2,093	3,697	4,799	4,171	5,370	5,280	5,552	28,868

KA0-AD017-FY06 CW STRLGH T UPGRADE MULTI-CIRCUIT

Agency: DEPARTMENT OF TRANSPORTATION (KA0)
Implementing Agency: DEPARTMENT OF TRANSPORTATION (KA0)
Project No: AD017
Ward:
Location: DISTRICT-WIDE
Status: Ongoing Subprojects
Useful Life of the Project:

Description:

This project will provide funding for the upgrade of various multi-circuit streetlights throughout the District of Columbia. Upgrade streetlihgts throughout the District of Columbia.

(Dollars in Thousands)

Funding By Phase - Prior Funding						Proposed Funding						
Phase	Allotments	Spent	Enc/ID-Adv	Pre-Enc	Balance	FY 2011	FY 2012	FY 2013	FY 2014	FY 2015	FY 2016	6 Yr Total
(03) Project Management	1,884	1,330	18	0	537	134	297	258	333	327	344	1,694
(04) Construction	10,788	5,218	1,193	35	4,341	893	1,983	1,723	2,219	2,182	2,294	11,294
TOTALS	12,672	6,548	1,211	35	4,877	1,027	2,280	1,982	2,552	2,509	2,638	12,988

Funding By Source - Prior Funding						Proposed Funding						
Source	Allotments	Spent	Enc/ID-Adv	Pre-Enc	Balance	FY 2011	FY 2012	FY 2013	FY 2014	FY 2015	FY 2016	6 Yr Total
Highway Trust Fund (0320)	2,346	1,391	204	6	744	262	578	471	639	597	726	3,273
Federal (0350)	10,326	5,157	1,007	29	4,133	765	1,702	1,511	1,912	1,912	1,912	9,715
TOTALS	12,672	6,548	1,211	35	4,877	1,027	2,280	1,982	2,552	2,509	2,638	12,988

KA0-AD018-ARA-8888(329)STLT DALECARLIA PKWY

Agency: DEPARTMENT OF TRANSPORTATION (KA0)
Implementing Agency: DEPARTMENT OF TRANSPORTATION (KA0)
Project No: AD018
Ward: 3
Location: DALECARLIA PARKWAY, NW
Status: Contract awarded/NTP issued
Useful Life of the Project:

Description:

Streetlight construction, Dalecarlia Parkway.

(Dollars in Thousands)

Funding By Phase - Prior Funding						Proposed Funding						
Phase	Allotments	Spent	Enc/ID-Adv	Pre-Enc	Balance	FY 2011	FY 2012	FY 2013	FY 2014	FY 2015	FY 2016	6 Yr Total
(03) Project Management	819	637	0	0	182	116	0	0	0	0	0	116
(04) Construction	4,152	2,687	1,465	0	0	533	0	0	0	0	0	533
TOTALS	4,971	3,324	1,465	0	182	648	0	0	0	0	0	648

Funding By Source - Prior Funding						Proposed Funding						
Source	Allotments	Spent	Enc/ID-Adv	Pre-Enc	Balance	FY 2011	FY 2012	FY 2013	FY 2014	FY 2015	FY 2016	6 Yr Total
Highway Trust Fund (0320)	125	178	0	0	-53	0	0	0	0	0	0	0
Federal (0350)	4,846	3,146	1,465	0	235	648	0	0	0	0	0	648
TOTALS	4,971	3,324	1,465	0	182	648	0	0	0	0	0	648

KA0-AF004- OXON RUN PARK TRAIL IMPROVEMENTS

Agency: DEPARTMENT OF TRANSPORTATION (KA0)
Implementing Agency: DEPARTMENT OF TRANSPORTATION (KA0)
Project No: AF004
Ward:
Location: OXON RUN PARK
Status: Ongoing Subprojects
Useful Life of the Project: 30

Description:

The Department of Parks and Recreation (DRP) through the D. C. Recreational Trails Advisory Committee proposes to construct and restore National Recreational Trails. Funding is provided by the Federal Highway Administration to the Department of Public Works and then transferred to either DPR or the National Park Service. The scope of work for Oxon Run Park Trail Improvements includes repairing the existing recreational trail, correction of drainage problems, and construction of benches and signage.

(Dollars in Thousands)

Funding By Phase - Prior Funding						Proposed Funding						
Phase	Allotments	Spent	Enc/ID-Adv	Pre-Enc	Balance	FY 2011	FY 2012	FY 2013	FY 2014	FY 2015	FY 2016	6 Yr Total
(01) Design	80	0	0	0	80	91	202	0	0	0	0	293
(03) Project Management	0	0	0	0	0	0	25	66	0	0	0	91
(04) Construction	0	0	0	0	0	0	152	656	0	0	0	808
TOTALS	80	0	0	0	80	91	379	722	0	0	0	1,192

Funding By Source - Prior Funding						Proposed Funding						
Source	Allotments	Spent	Enc/ID-Adv	Pre-Enc	Balance	FY 2011	FY 2012	FY 2013	FY 2014	FY 2015	FY 2016	6 Yr Total
Highway Trust Fund (0320)	16	0	0	0	16	27	112	201	0	0	0	339
Federal (0350)	64	0	0	0	64	64	267	521	0	0	0	852
TOTALS	80	0	0	0	80	91	379	722	0	0	0	1,192

KA0-AF005- ROCK CREEK PARK TRAIL IMPROVEMENTS

Agency: DEPARTMENT OF TRANSPORTATION (KA0)
Implementing Agency: DEPARTMENT OF TRANSPORTATION (KA0)
Project No: AF005
Ward:
Location: ROCK CREEK PARK
Status: Ongoing Subprojects
Useful Life of the Project: 30

Description:

The Department of Parks and Recreation (DPR) through the D. C. Recreational Trails Advisory Committee proposes to construct and restore National Recreational Trails. Funding is provided by the Federal Highway Administration to the Department of Public Works and then transferred to either DPR or the National Park Service. The scope of work for Rock Creek Park Trail Improvements includes repairing the existing recreational trail, correcting drainage problems, and construction of benches and signage.

(Dollars in Thousands)

Funding By Phase - Prior Funding						Proposed Funding						
Phase	Allotments	Spent	Enc/ID-Adv	Pre-Enc	Balance	FY 2011	FY 2012	FY 2013	FY 2014	FY 2015	FY 2016	6 Yr Total
(01) Design	1,068	601	224	0	243	0	0	0	0	0	0	0
(03) Project Management	75	0	0	0	75	0	152	131	0	0	0	283
(04) Construction	300	0	0	0	300	0	1,516	1,313	0	0	0	2,828
TOTALS	1,443	601	224	0	618	0	1,667	1,444	0	0	0	3,111

Funding By Source - Prior Funding						Proposed Funding						
Source	Allotments	Spent	Enc/ID-Adv	Pre-Enc	Balance	FY 2011	FY 2012	FY 2013	FY 2014	FY 2015	FY 2016	6 Yr Total
Highway Trust Fund (0320)	654	143	45	0	466	0	492	401	0	0	0	893
Federal (0350)	789	458	179	0	152	0	1,175	1,043	0	0	0	2,218
TOTALS	1,443	601	224	0	618	0	1,667	1,444	0	0	0	3,111

KA0-AF028-CIVIL RIGHTS /EEO PROGRAM IMPLEMENTATION

Agency: DEPARTMENT OF TRANSPORTATION (KA0)
Implementing Agency: DEPARTMENT OF TRANSPORTATION (KA0)
Project No: AF028
Ward:
Location: DISTRICT-WIDE
Status: Ongoing Subprojects
Useful Life of the Project: 20

Description:

This subproject will continue program development, administration and implementation of EEO procedures, including complaints and investigations; establishment of Title VI AND ADA Standards and Procedures; conducting citywide ADA self-evaluations; designing and structuring of automated tracking systems for all programs including EEO, DBE, ADA, Title VI and Public Participation; and facilitating mandatory training requirements.

(Dollars in Thousands)

Funding By Phase - Prior Funding						Proposed Funding						
Phase	Allotments	Spent	Enc/ID-Adv	Pre-Enc	Balance	FY 2011	FY 2012	FY 2013	FY 2014	FY 2015	FY 2016	6 Yr Total
(01) Design	709	627	81	100	-99	89	99	86	111	218	115	718
TOTALS	709	627	81	100	-99	89	99	86	111	218	115	718

Funding By Source - Prior Funding						Proposed Funding						
Source	Allotments	Spent	Enc/ID-Adv	Pre-Enc	Balance	FY 2011	FY 2012	FY 2013	FY 2014	FY 2015	FY 2016	6 Yr Total
Highway Trust Fund (0320)	179	273	14	17	-125	23	25	20	28	52	32	180
Federal (0350)	530	353	68	83	26	67	74	66	83	166	83	539
TOTALS	709	627	81	100	-99	89	99	86	111	218	115	718

KA0-AF040-ALCOHOL INCENTIVE FUNDS FY 2004

Agency: DEPARTMENT OF TRANSPORTATION (KA0)
Implementing Agency: DEPARTMENT OF TRANSPORTATION (KA0)
Project No: AF040
Ward:
Location: VARIOUS LOCATIONS
Status: Ongoing Subprojects
Useful Life of the Project:



Description:

Traffic safety and incident management program within the Metropolitan Police Department City-wide.

(Dollars in Thousands)

Funding By Phase - Prior Funding						Proposed Funding						
Phase	Allotments	Spent	Enc/ID-Adv	Pre-Enc	Balance	FY 2011	FY 2012	FY 2013	FY 2014	FY 2015	FY 2016	6 Yr Total
(01) Design	1,074	755	34	0	285	59	0	0	0	0	0	59
TOTALS	1,074	755	34	0	285	59	0	0	0	0	0	59

Funding By Source - Prior Funding						Proposed Funding						
Source	Allotments	Spent	Enc/ID-Adv	Pre-Enc	Balance	FY 2011	FY 2012	FY 2013	FY 2014	FY 2015	FY 2016	6 Yr Total
Highway Trust Fund (0320)	0	0	0	0	0	18	0	0	0	0	0	18
Federal (0350)	1,074	755	34	0	285	42	0	0	0	0	0	42
TOTALS	1,074	755	34	0	285	59	0	0	0	0	0	59

KA0-AF049-FEDERAL AID ENHANCEMENT PROGRAM

Agency: DEPARTMENT OF TRANSPORTATION (KA0)
Implementing Agency: DEPARTMENT OF TRANSPORTATION (KA0)
Project No: AF049
Ward:
Location: DISTRICT-WIDE
Status: New
Useful Life of the Project:

Description:

Transportation Enhancement funds are federal funds, established through SAFETY-LU legislation allotted to State DOTs. A portion of this money funds the Heritage Trails program. The program has a number of walking trails through out neighborhoods in the city and future plans include additional neighborhood trails. Scope of work being drafted.

(Dollars in Thousands)

Funding By Phase - Prior Funding						Proposed Funding						
Phase	Allotments	Spent	Enc/ID-Adv	Pre-Enc	Balance	FY 2011	FY 2012	FY 2013	FY 2014	FY 2015	FY 2016	6 Yr Total
(01) Design	0	0	0	0	0	728	1,010	875	1,130	1,108	1,175	6,026
TOTALS	0	0	0	0	0	728	1,010	875	1,130	1,108	1,175	6,026

Funding By Source - Prior Funding						Proposed Funding						
Source	Allotments	Spent	Enc/ID-Adv	Pre-Enc	Balance	FY 2011	FY 2012	FY 2013	FY 2014	FY 2015	FY 2016	6 Yr Total
Highway Trust Fund (0320)	0	0	0	0	0	216	298	243	330	308	375	1,770
Federal (0350)	0	0	0	0	0	512	712	632	800	800	800	4,256
TOTALS	0	0	0	0	0	728	1,010	875	1,130	1,108	1,175	6,026

KA0-AF052-MBT-2006(008)MBT ALONG NY AVE TO 8TH ST, NE

Agency: DEPARTMENT OF TRANSPORTATION (KA0)
Implementing Agency: DEPARTMENT OF TRANSPORTATION (KA0)
Project No: AF052
Ward: 5
Location: NEW YORK AVENUE, NE
Status: Ongoing Subprojects
Useful Life of the Project:

Description:

Design/build a fifteen foot wide bike/ped trail with landscaping, lighting, amenities and neighborhood connections from NY Avenue to Franklin Street NE. Design, construction, construction engineering of the trail as described.

(Dollars in Thousands)

Funding By Phase - Prior Funding						Proposed Funding						
Phase	Allotments	Spent	Enc/ID-Adv	Pre-Enc	Balance	FY 2011	FY 2012	FY 2013	FY 2014	FY 2015	FY 2016	6 Yr Total
(01) Design	529	529	0	0	0	364	0	0	0	0	0	364
(03) Project Management	1,000	543	37	0	420	46	202	131	0	0	0	379
(04) Construction	3,779	2,001	1,777	0	0	655	1,819	945	0	0	0	3,419
TOTALS	5,307	3,073	1,814	0	420	1,065	2,021	1,076	0	0	0	4,162

Funding By Source - Prior Funding						Proposed Funding						
Source	Allotments	Spent	Enc/ID-Adv	Pre-Enc	Balance	FY 2011	FY 2012	FY 2013	FY 2014	FY 2015	FY 2016	6 Yr Total
Highway Trust Fund (0320)	1,261	689	363	0	210	316	597	299	0	0	0	1,212
Federal (0350)	4,046	2,384	1,452	0	210	749	1,424	777	0	0	0	2,950
TOTALS	5,307	3,073	1,814	0	420	1,065	2,021	1,076	0	0	0	4,162

KA0-AF055-DBE PROGRAM

Agency: DEPARTMENT OF TRANSPORTATION (KA0)
Implementing Agency: DEPARTMENT OF TRANSPORTATION (KA0)
Project No: AF055
Ward:
Location: DISTRICT-WIDE
Status: Ongoing Subprojects
Useful Life of the Project:

Description:

Project to ensure civil rights compliance.

(Dollars in Thousands)

Funding By Phase - Prior Funding						Proposed Funding						
Phase	Allotments	Spent	Enc/ID-Adv	Pre-Enc	Balance	FY 2011	FY 2012	FY 2013	FY 2014	FY 2015	FY 2016	6 Yr Total
(01) Design	300	74	25	12	190	170	188	164	147	0	0	669
TOTALS	300	74	25	12	190	170	188	164	147	0	0	669

Funding By Source - Prior Funding						Proposed Funding						
Source	Allotments	Spent	Enc/ID-Adv	Pre-Enc	Balance	FY 2011	FY 2012	FY 2013	FY 2014	FY 2015	FY 2016	6 Yr Total
Highway Trust Fund (0320)	51	12	4	2	32	43	48	39	37	0	0	167
Federal (0350)	249	62	20	10	158	126	141	125	110	0	0	502
TOTALS	300	74	25	12	190	170	188	164	147	0	0	669

KA0-AF058-BOWDC

Agency: DEPARTMENT OF TRANSPORTATION (KA0)
Implementing Agency: DEPARTMENT OF TRANSPORTATION (KA0)
Project No: AF058
Ward:
Location: DISTRICT-WIDE
Status: Ongoing Subprojects
Useful Life of the Project:

Description:

The purpose of this project is to operate the BOWDC, develop and expand new and existing programs related to the BOWDC, identify and recruit participants, and fully integrate DDOT's Disadvantaged Business Enterprises (DBE) and On-The-Job Training (OJT) Supportive Services.

(Dollars in Thousands)

Funding By Phase - Prior Funding						Proposed Funding						
Phase	Allotments	Spent	Enc/ID-Adv	Pre-Enc	Balance	FY 2011	FY 2012	FY 2013	FY 2014	FY 2015	FY 2016	6 Yr Total
(01) Design	631	198	115	0	318	89	99	86	111	9	0	394
TOTALS	631	198	115	0	318	89	99	86	111	9	0	394

Funding By Source - Prior Funding						Proposed Funding						
Source	Allotments	Spent	Enc/ID-Adv	Pre-Enc	Balance	FY 2011	FY 2012	FY 2013	FY 2014	FY 2015	FY 2016	6 Yr Total
Highway Trust Fund (0320)	191	97	23	0	71	23	25	20	28	2	0	98
Federal (0350)	440	101	92	0	247	67	74	66	83	7	0	296
TOTALS	631	198	115	0	318	89	99	86	111	9	0	394

KA0-AF066-RECREATION TRAILS

Agency: DEPARTMENT OF TRANSPORTATION (KA0)
Implementing Agency: DEPARTMENT OF TRANSPORTATION (KA0)
Project No: AF066
Ward: 7
Location: MARVIN GAYE PARK
Status: New
Useful Life of the Project:

Description:

Project funding will allow for the maintenance and restoration of trails along the Marvin Gaye Park. Funding will also be used for educational programming activities held at the Marvin Gaye Park facilities.

(Dollars in Thousands)

Funding By Phase - Prior Funding						Proposed Funding						
Phase	Allotments	Spent	Enc/ID-Adv	Pre-Enc	Balance	FY 2011	FY 2012	FY 2013	FY 2014	FY 2015	FY 2016	6 Yr Total
(01) Design	174	28	114	0	32	137	116	1,006	113	111	117	1,600
(03) Project Management	0	0	0	0	0	36	51	44	56	55	59	301
(04) Construction	0	0	0	0	0	23	177	153	198	166	176	893
TOTALS	174	28	114	0	32	196	344	1,203	367	332	352	2,794

Funding By Source - Prior Funding						Proposed Funding						
Source	Allotments	Spent	Enc/ID-Adv	Pre-Enc	Balance	FY 2011	FY 2012	FY 2013	FY 2014	FY 2015	FY 2016	6 Yr Total
Highway Trust Fund (0320)	41	6	23	0	12	58	101	334	107	92	112	806
Federal (0350)	133	23	91	0	20	138	242	869	260	240	240	1,989
TOTALS	174	28	114	0	32	196	344	1,203	367	332	352	2,794

KA0-AF068-FY09 DBE SUPPORTIVE SERVICES

Agency: DEPARTMENT OF TRANSPORTATION (KA0)
Implementing Agency: DEPARTMENT OF TRANSPORTATION (KA0)
Project No: AF068
Ward:
Location: TBD
Status: 0
Useful Life of the Project:

Description:

This subproject provides technical assistance to Disadvantaged Business Enterprise (DBE) firms, both current and future, in order to help them achieve a level playing field and ensure the competitive distribution of funding for District of Columbia transportation projects. The scope of work includes identifying potential firms, both DBE and non-DBE to compete on DDOT transportation projects; provide technical assistance to DBE firms; and monitor DBE participation.

(Dollars in Thousands)

Funding By Phase - Prior Funding						Proposed Funding						
Phase	Allotments	Spent	Enc/ID-Adv	Pre-Enc	Balance	FY 2011	FY 2012	FY 2013	FY 2014	FY 2015	FY 2016	6 Yr Total
(01) Design	200	0	0	0	200	100	100	0	0	0	0	200
TOTALS	200	0	0	0	200	100	100	0	0	0	0	200

Funding By Source - Prior Funding						Proposed Funding						
Source	Allotments	Spent	Enc/ID-Adv	Pre-Enc	Balance	FY 2011	FY 2012	FY 2013	FY 2014	FY 2015	FY 2016	6 Yr Total
Federal (0350)	200	0	0	0	200	100	100	0	0	0	0	200
TOTALS	200	0	0	0	200	100	100	0	0	0	0	200

KA0-AF081-FRIEGHT RAIL PLAN

Agency: DEPARTMENT OF TRANSPORTATION (KA0)
Implementing Agency: DEPARTMENT OF TRANSPORTATION (KA0)
Project No: AF081
Ward: 1
Location: Citywide
Status: Contract agreements submitted to OCP
Useful Life of the Project:

Description:
 Frieght Rail Plan

(Dollars in Thousands)

Funding By Phase - Prior Funding						Proposed Funding						
Phase	Allotments	Spent	Enc/ID-Adv	Pre-Enc	Balance	FY 2011	FY 2012	FY 2013	FY 2014	FY 2015	FY 2016	6 Yr Total
(00) Feasibility Studies	0	0	0	0	0	0	0	12	62	0	0	74
TOTALS	0	0	0	0	0	0	0	12	62	0	0	74

Funding By Source - Prior Funding						Proposed Funding						
Source	Allotments	Spent	Enc/ID-Adv	Pre-Enc	Balance	FY 2011	FY 2012	FY 2013	FY 2014	FY 2015	FY 2016	6 Yr Total
Highway Trust Fund (0320)	0	0	0	0	0	0	0	3	16	0	0	18
Federal (0350)	0	0	0	0	0	0	0	9	47	0	0	56
TOTALS	0	0	0	0	0	0	0	12	62	0	0	74

KA0-AFT47-CW MODULAR VMS SIGNS CONTRACT

Agency: DEPARTMENT OF TRANSPORTATION (KA0)
Implementing Agency: DEPARTMENT OF TRANSPORTATION (KA0)
Project No: AFT47
Ward:
Location: DISTRICT-WIDE
Status: In multiple phases
Useful Life of the Project: 30

Description:

The Transportation Equity Act for the 21st Century (TEA-21), Section 5208 provides special discretionary funding for design and construction of modular VMS signs on the approaches to selected bridges and provides the mechanism and technology to operate the signs from a central location.

(Dollars in Thousands)

Funding By Phase - Prior Funding						Proposed Funding						
Phase	Allotments	Spent	Enc/ID-Adv	Pre-Enc	Balance	FY 2011	FY 2012	FY 2013	FY 2014	FY 2015	FY 2016	6 Yr Total
(03) Project Management	42	0	0	0	42	1	0	0	0	0	0	1
(04) Construction	400	179	55	0	166	45	0	0	0	0	0	45
TOTALS	442	179	55	0	208	46	0	0	0	0	0	46

Funding By Source - Prior Funding						Proposed Funding						
Source	Allotments	Spent	Enc/ID-Adv	Pre-Enc	Balance	FY 2011	FY 2012	FY 2013	FY 2014	FY 2015	FY 2016	6 Yr Total
Highway Trust Fund (0320)	0	0	0	0	0	12	0	0	0	0	0	12
Federal (0350)	442	179	55	0	208	34	0	0	0	0	0	34
TOTALS	442	179	55	0	208	46	0	0	0	0	0	46

KA0-AFT48-CW MODULAR VMS SIGNS CONTRACT

Agency: DEPARTMENT OF TRANSPORTATION (KA0)
Implementing Agency: DEPARTMENT OF TRANSPORTATION (KA0)
Project No: AFT48
Ward:
Location: DISTRICT-WIDE
Status: In multiple phases
Useful Life of the Project: 30

Description:

The Transportation Equity Act for the 21st Century (TEA-21), Section 5208 provides special discretionary funding for design and construction of modular VMS signs on the approaches to selected bridges and provides the mechanism and technology to operate the signs from a central location.

(Dollars in Thousands)

Funding By Phase - Prior Funding						Proposed Funding						
Phase	Allotments	Spent	Enc/ID-Adv	Pre-Enc	Balance	FY 2011	FY 2012	FY 2013	FY 2014	FY 2015	FY 2016	6 Yr Total
(03) Project Management	46	1	0	0	45	1	0	0	0	0	0	1
(04) Construction	509	258	82	0	170	74	0	0	0	0	0	74
TOTALS	555	258	82	0	215	75	0	0	0	0	0	75

Funding By Source - Prior Funding						Proposed Funding						
Source	Allotments	Spent	Enc/ID-Adv	Pre-Enc	Balance	FY 2011	FY 2012	FY 2013	FY 2014	FY 2015	FY 2016	6 Yr Total
Highway Trust Fund (0320)	160	81	26	0	53	19	0	0	0	0	0	19
Federal (0350)	395	177	56	0	162	56	0	0	0	0	0	56
TOTALS	555	258	82	0	215	75	0	0	0	0	0	75

KA0-AW003-ST. ELIZABETH TRANSPORTATION ACCESS STUDY

Agency: DEPARTMENT OF TRANSPORTATION (KA0)
Implementing Agency: DEPARTMENT OF TRANSPORTATION (KA0)
Project No: AW003
Ward: 8
Location: 4TH ST SE AND MARTIN LUTHER KING JR AVE
Status: New
Useful Life of the Project: 10

Description:

Multimodal transportation improvements associated with the redevelopment of St.Elizabeths East and West Campuses to provide better access to Congress Hights, Anacostia, and existing transportation infrastructure. Improvements may include: -Mass transit service -I-295 interchange reconfigurations -Roadway infrastructure within the East Campus -Streetscape enhancements Transportation study to accomodate the potential relocation of Homeland Security offices to St. Elizabeth's west campus & redevelopment of east campus.

(Dollars in Thousands)

Funding By Phase - Prior Funding						Proposed Funding						
Phase	Allotments	Spent	Enc/ID-Adv	Pre-Enc	Balance	FY 2011	FY 2012	FY 2013	FY 2014	FY 2015	FY 2016	6 Yr Total
(01) Design	921	800	0	0	121	229	0	0	0	0	0	229
TOTALS	921	800	0	0	121	229	0	0	0	0	0	229

Funding By Source - Prior Funding						Proposed Funding						
Source	Allotments	Spent	Enc/ID-Adv	Pre-Enc	Balance	FY 2011	FY 2012	FY 2013	FY 2014	FY 2015	FY 2016	6 Yr Total
Highway Trust Fund (0320)	209	135	0	0	74	58	0	0	0	0	0	58
Federal (0350)	712	665	0	0	47	171	0	0	0	0	0	171
TOTALS	921	800	0	0	121	229	0	0	0	0	0	229

KA0-AW008-KENILWORTH NEAR TERM

Agency: DEPARTMENT OF TRANSPORTATION (KA0)
Implementing Agency: DEPARTMENT OF TRANSPORTATION (KA0)
Project No: AW008
Ward: 7
Location: KENILWORTH AVENUE, NE
Status: New
Useful Life of the Project:

Description:

Near-term improvements recommended in the Kenilworth Avenue Corridor Study including: new connection from westbound East Capitol St. to northbound and southbound Kenilworth Ave.; slip ramp safety improvements; corridor landscaping; bicycle and pedestrian improvements; lighting and signage improvements; pedestrian bridge improvements. Scope of additional near-term improvement to be developed.

(Dollars in Thousands)

Funding By Phase - Prior Funding						Proposed Funding						
Phase	Allotments	Spent	Enc/ID-Adv	Pre-Enc	Balance	FY 2011	FY 2012	FY 2013	FY 2014	FY 2015	FY 2016	6 Yr Total
(01) Design	0	0	0	0	0	0	248	215	0	0	0	463
(03) Project Management	0	0	0	0	0	0	0	215	277	0	0	493
(04) Construction	0	0	0	0	0	0	0	1,723	2,773	0	0	4,497
TOTALS	0	0	0	0	0	0	248	2,154	3,051	0	0	5,453

Funding By Source - Prior Funding						Proposed Funding						
Source	Allotments	Spent	Enc/ID-Adv	Pre-Enc	Balance	FY 2011	FY 2012	FY 2013	FY 2014	FY 2015	FY 2016	6 Yr Total
Highway Trust Fund (0320)	0	0	0	0	0	0	63	512	764	0	0	1,339
Federal (0350)	0	0	0	0	0	0	185	1,642	2,287	0	0	4,114
TOTALS	0	0	0	0	0	0	248	2,154	3,051	0	0	5,453

KA0-AW011-SOUTH CAPITOL STREET BRIDGE REPLACEMENT

Agency: DEPARTMENT OF TRANSPORTATION (KA0)
Implementing Agency: DEPARTMENT OF TRANSPORTATION (KA0)
Project No: AW011
Ward:
Location: SOUTH CAPITOL STREET
Status: New
Useful Life of the Project:

Description:

Redevelopment of the South Capitol Street corridor is a part of the Anacostia Waterfront Initiative. Concept plans for the replacement of the FDMB are under development as part of the EIS currently being prepared for the corridor. Scope under development; will be finalized at record of decision for South Capitol Street EIS (completion anticipated 09).

(Dollars in Thousands)

Funding By Phase - Prior Funding						Proposed Funding						
Phase	Allotments	Spent	Enc/ID-Adv	Pre-Enc	Balance	FY 2011	FY 2012	FY 2013	FY 2014	FY 2015	FY 2016	6 Yr Total
(03) Project Management	0	0	0	0	0	0	0	758	0	0	0	758
(04) Construction	0	0	0	0	0	0	0	7,858	0	0	0	7,858
TOTALS	0	0	0	0	0	0	0	8,616	0	0	0	8,616

Funding By Source - Prior Funding						Proposed Funding						
Source	Allotments	Spent	Enc/ID-Adv	Pre-Enc	Balance	FY 2011	FY 2012	FY 2013	FY 2014	FY 2015	FY 2016	6 Yr Total
Highway Trust Fund (0320)	0	0	0	0	0	0	0	2,048	0	0	0	2,048
Federal (0350)	0	0	0	0	0	0	0	6,569	0	0	0	6,569
TOTALS	0	0	0	0	0	0	0	8,616	0	0	0	8,616

KA0-AW012-SOUTH CAPITOL ST. RECONFIGURATION

Agency: DEPARTMENT OF TRANSPORTATION (KA0)
Implementing Agency: DEPARTMENT OF TRANSPORTATION (KA0)
Project No: AW012
Ward:
Location: SOUTH CAPITOL STREET
Status: New
Useful Life of the Project:

Description:

Redevelopment of the South Capitol Street corridor is a part of the Anacostia Waterfront Initiative. Concept plans for the corridor from Suitland Pkwy to Independence Ave. as part of the EIS currently being prepared for the corridor. Final scope & cost estimate being developed (pending record of decision by FHWA and EIS)

(Dollars in Thousands)

Funding By Phase - Prior Funding						Proposed Funding						
Phase	Allotments	Spent	Enc/ID-Adv	Pre-Enc	Balance	FY 2011	FY 2012	FY 2013	FY 2014	FY 2015	FY 2016	6 Yr Total
(01) Design	0	0	0	0	0	0	9,914	57,730	19,969	19,636	0	107,249
TOTALS	0	0	0	0	0	0	9,914	57,730	19,969	19,636	0	107,249

Funding By Source - Prior Funding						Proposed Funding						
Source	Allotments	Spent	Enc/ID-Adv	Pre-Enc	Balance	FY 2011	FY 2012	FY 2013	FY 2014	FY 2015	FY 2016	6 Yr Total
Highway Trust Fund (0320)	0	0	0	0	0	0	2,514	13,719	5,002	4,669	0	25,903
Federal (0350)	0	0	0	0	0	0	7,400	44,011	14,967	14,967	0	81,346
TOTALS	0	0	0	0	0	0	9,914	57,730	19,969	19,636	0	107,249

KA0-AW015-RIVERWALK (KENILWORTH)

Agency: DEPARTMENT OF TRANSPORTATION (KA0)
Implementing Agency: DEPARTMENT OF TRANSPORTATION (KA0)
Project No: AW015
Ward:
Location: ANACOSTIA WATERFRONT AND KENILWORTH AVE
Status: 0
Useful Life of the Project:



Description:

Riverwalk trail connection from Benning Road to Bladensburg Waterfront Park in Bladensburg, MD. The trail will vary in width from 10 ft to 12 ft to ensure comfort for a wide range of users including bicyclists, inline skaters, pedestrians, disabled people, and others. Periodic waysides will provide seating, system maps, bike racks, and interpretive exhibits.

(Dollars in Thousands)

Funding By Phase - Prior Funding						Proposed Funding						
Phase	Allotments	Spent	Enc/ID-Adv	Pre-Enc	Balance	FY 2011	FY 2012	FY 2013	FY 2014	FY 2015	FY 2016	6 Yr Total
(01) Design	570	12	343	0	215	193	0	0	0	0	0	193
(03) Project Management	0	0	0	0	0	0	0	0	998	655	0	1,653
(04) Construction	0	0	0	0	0	0	0	0	8,875	4,364	0	13,239
TOTALS	570	12	343	0	215	193	0	0	9,873	5,018	0	15,085

Funding By Source - Prior Funding						Proposed Funding						
Source	Allotments	Spent	Enc/ID-Adv	Pre-Enc	Balance	FY 2011	FY 2012	FY 2013	FY 2014	FY 2015	FY 2016	6 Yr Total
Highway Trust Fund (0320)	96	6	58	0	33	49	0	0	2,473	1,193	0	3,715
Federal (0350)	474	6	286	0	182	144	0	0	7,400	3,825	0	11,369
TOTALS	570	12	343	0	215	193	0	0	9,873	5,018	0	15,085

KA0-AW026-STP-CM-8888(306)FRP BRIDGES

Agency: DEPARTMENT OF TRANSPORTATION (KA0)
Implementing Agency: DEPARTMENT OF TRANSPORTATION (KA0)
Project No: AW026
Ward:
Location: RIVERWALK TRAIL
Status: Ongoing Subprojects
Useful Life of the Project:

Description:
 Riverwalk Trail FRP pedestrain/bicycle bridges over CSX.

(Dollars in Thousands)

Funding By Phase - Prior Funding						Proposed Funding						
Phase	Allotments	Spent	Enc/ID-Adv	Pre-Enc	Balance	FY 2011	FY 2012	FY 2013	FY 2014	FY 2015	FY 2016	6 Yr Total
(03) Project Management	3,201	699	652	0	1,850	935	0	0	0	0	0	935
(04) Construction	12,004	1,018	10,732	0	254	3,598	0	0	0	0	0	3,598
TOTALS	15,205	1,717	11,384	0	2,104	4,533	0	0	0	0	0	4,533

Funding By Source - Prior Funding						Proposed Funding						
Source	Allotments	Spent	Enc/ID-Adv	Pre-Enc	Balance	FY 2011	FY 2012	FY 2013	FY 2014	FY 2015	FY 2016	6 Yr Total
Highway Trust Fund (0320)	3,681	491	2,374	0	816	1,346	0	0	0	0	0	1,346
Federal (0350)	11,524	1,226	9,010	0	1,288	3,187	0	0	0	0	0	3,187
TOTALS	15,205	1,717	11,384	0	2,104	4,533	0	0	0	0	0	4,533

KA0-CB002-STP-9999(653)TRAFF ACCIDENT REPRT/ANALYS

Agency: DEPARTMENT OF TRANSPORTATION (KA0)
Implementing Agency: DEPARTMENT OF TRANSPORTATION (KA0)
Project No: CB002
Ward:
Location: DISTRICT-WIDE
Status: Ongoing Subprojects
Useful Life of the Project:

Description:
 DDOT's Traffic Division will modify computer programs to perform traffic engineering studies and designs for selected high accident locations. The provision of conducting hazard elimination is required to safely control highway traffic improvements. These improvements are mandated under Title 23 U.S.C. FHWA and NHTSA requires an analysis of high accident locations and to perform traffic engineering to eliminate hazards by performing countermeasures.

(Dollars in Thousands)

Funding By Phase - Prior Funding						Proposed Funding						
Phase	Allotments	Spent	Enc/ID-Adv	Pre-Enc	Balance	FY 2011	FY 2012	FY 2013	FY 2014	FY 2015	FY 2016	6 Yr Total
(01) Design	2,800	1,491	262	286	761	223	248	215	277	273	287	1,523
TOTALS	2,800	1,491	262	286	761	223	248	215	277	273	287	1,523

Funding By Source - Prior Funding						Proposed Funding						
Source	Allotments	Spent	Enc/ID-Adv	Pre-Enc	Balance	FY 2011	FY 2012	FY 2013	FY 2014	FY 2015	FY 2016	6 Yr Total
Highway Trust Fund (0320)	472	205	44	48	175	57	63	51	69	65	79	384
Federal (0350)	2,328	1,287	218	238	586	166	185	164	208	208	208	1,139
TOTALS	2,800	1,491	262	286	761	223	248	215	277	273	287	1,523

KA0-CB028-FY2005 CITY WIDE TRAFFIC SAFETY IMPROVEMENT

Agency: DEPARTMENT OF TRANSPORTATION (KA0)
Implementing Agency: DEPARTMENT OF TRANSPORTATION (KA0)
Project No: CB028
Ward:
Location: DISTRICT-WIDE
Status: Ongoing Subprojects
Useful Life of the Project:

Description:

Implement traffic safety improvements identified at high hazard intersections based upon consultant study recommendations Contractor to improve traffic signal and street light operations, rechannelize intersections, enhance signing and pavement markings at high hazard intersections.

(Dollars in Thousands)

Funding By Phase - Prior Funding						Proposed Funding						
Phase	Allotments	Spent	Enc/ID-Adv	Pre-Enc	Balance	FY 2011	FY 2012	FY 2013	FY 2014	FY 2015	FY 2016	6 Yr Total
(03) Project Management	375	1	0	0	374	0	0	0	0	0	688	688
(04) Construction	1,233	648	585	0	0	0	0	0	0	0	0	0
TOTALS	1,608	649	585	0	374	0	0	0	0	0	688	688

Funding By Source - Prior Funding						Proposed Funding						
Source	Allotments	Spent	Enc/ID-Adv	Pre-Enc	Balance	FY 2011	FY 2012	FY 2013	FY 2014	FY 2015	FY 2016	6 Yr Total
Highway Trust Fund (0320)	437	110	98	0	229	0	0	0	0	0	189	189
Federal (0350)	1,171	539	486	0	146	0	0	0	0	0	499	499
TOTALS	1,608	649	585	0	374	0	0	0	0	0	688	688

KA0-CB029- STP-8888(220) TRAFFIC SIGN INVENTORY UPG

Agency: DEPARTMENT OF TRANSPORTATION (KA0)
Implementing Agency: DEPARTMENT OF TRANSPORTATION (KA0)
Project No: CB029
Ward:
Location: DISTRICT-WIDE
Status: Ongoing Subprojects
Useful Life of the Project:

Description:

The project will provide an inventory for the conditions of various signage along frdral routes and sugested corridors. The scope of work includes, but is not limited to implementation of a database for sign inventory.

(Dollars in Thousands)

Funding By Phase - Prior Funding						Proposed Funding						
Phase	Allotments	Spent	Enc/ID-Adv	Pre-Enc	Balance	FY 2011	FY 2012	FY 2013	FY 2014	FY 2015	FY 2016	6 Yr Total
(01) Design	200	46	154	0	0	0	0	0	0	0	0	0
(04) Construction	500	0	0	0	500	893	0	0	0	0	0	893
TOTALS	700	46	154	0	500	893	0	0	0	0	0	893

Funding By Source - Prior Funding						Proposed Funding						
Source	Allotments	Spent	Enc/ID-Adv	Pre-Enc	Balance	FY 2011	FY 2012	FY 2013	FY 2014	FY 2015	FY 2016	6 Yr Total
Highway Trust Fund (0320)	534	8	26	0	500	228	0	0	0	0	0	228
Federal (0350)	166	38	128	0	0	665	0	0	0	0	0	665
TOTALS	700	46	154	0	500	893	0	0	0	0	0	893

KA0-CB033-SKID TESTING DESIGN

Agency: DEPARTMENT OF TRANSPORTATION (KA0)
Implementing Agency: DEPARTMENT OF TRANSPORTATION (KA0)
Project No: CB033
Ward:
Location: DISTRICT-WIDE
Status: 0
Useful Life of the Project:

Description:

Identify and remedy crash locations caused by skid deficient roadway surface Examine crash records to discover locations where crashes can be avoided by improving skid resistance. Conduct skid tests to determine degree and severity of skid resistance. Implement countermeasures including milling and paving.

(Dollars in Thousands)

Funding By Phase - Prior Funding						Proposed Funding						
Phase	Allotments	Spent	Enc/ID-Adv	Pre-Enc	Balance	FY 2011	FY 2012	FY 2013	FY 2014	FY 2015	FY 2016	6 Yr Total
(01) Design	0	0	0	0	0	58	64	56	72	71	75	396
(03) Project Management	0	0	0	0	0	67	149	129	166	164	172	847
(04) Construction	0	0	0	0	0	446	991	862	1,109	1,091	1,147	5,647
TOTALS	0	0	0	0	0	571	1,205	1,047	1,348	1,325	1,394	6,890

Funding By Source - Prior Funding						Proposed Funding						
Source	Allotments	Spent	Enc/ID-Adv	Pre-Enc	Balance	FY 2011	FY 2012	FY 2013	FY 2014	FY 2015	FY 2016	6 Yr Total
Highway Trust Fund (0320)	0	0	0	0	0	146	305	249	338	315	384	1,736
Federal (0350)	0	0	0	0	0	426	899	798	1,010	1,010	1,010	5,154
TOTALS	0	0	0	0	0	571	1,205	1,047	1,348	1,325	1,394	6,890

KA0-CB035-UPGRADE ELEC/MECHANICAL TUNNEL SYSTEM STP

Agency: DEPARTMENT OF TRANSPORTATION (KA0)
Implementing Agency: DEPARTMENT OF TRANSPORTATION (KA0)
Project No: CB035
Ward:
Location: DISTRICT-WIDE
Status: Ongoing Subprojects
Useful Life of the Project:

Description:

This project provides repair, replacement and upgrading of safety appurtenances on and off the Federal-Aid Highway System (NHS) that have been damaged by errant vehicles and replacement of units that do not meet the requirements of NCHRP (National Cooperative Highway Research Program) Report 350. Work also includes construction guiderail and attenuators at new locations and removal of units in locations where they are no longer needed. This contract will maintain the Interstate Maintenance.

(Dollars in Thousands)

Funding By Phase - Prior Funding						Proposed Funding						
Phase	Allotments	Spent	Enc/ID-Adv	Pre-Enc	Balance	FY 2011	FY 2012	FY 2013	FY 2014	FY 2015	FY 2016	6 Yr Total
(01) Design	44	0	0	0	44	0	0	0	0	0	0	0
(03) Project Management	0	0	0	0	0	90	90	90	90	90	100	550
(04) Construction	0	0	0	0	0	625	625	625	625	625	640	3,765
TOTALS	44	0	0	0	44	715	715	715	715	715	740	4,315

Funding By Source - Prior Funding						Proposed Funding						
Source	Allotments	Spent	Enc/ID-Adv	Pre-Enc	Balance	FY 2011	FY 2012	FY 2013	FY 2014	FY 2015	FY 2016	6 Yr Total
Highway Trust Fund (0320)	7	0	0	0	7	0	0	0	0	0	0	0
Federal (0350)	36	0	0	0	36	715	715	715	715	715	740	4,315
TOTALS	44	0	0	0	44	715	715	715	715	715	740	4,315

KA0-CB036-REPLACE & UPGRADE GUARDRAIL & IMPACT

Agency: DEPARTMENT OF TRANSPORTATION (KA0)
Implementing Agency: DEPARTMENT OF TRANSPORTATION (KA0)
Project No: CB036
Ward:
Location: DISTRICT-WIDE
Status: Ongoing Subprojects
Useful Life of the Project:

Description:

This project provides repair, replacement and upgrading of safety appurtenances on and off the Federal-Aid Highway System (NHS) that have been damaged by errant vehicles and replacement of units that do not meet the requirements of NCHRP (National Cooperative Highway Research Program) Report 350. Work also includes construction guiderail and attenuators at new locations and removal of units in locations where they are no longer needed. This contract will maintain the STP roads

(Dollars in Thousands)

Funding By Phase - Prior Funding						Proposed Funding						
Phase	Allotments	Spent	Enc/ID-Adv	Pre-Enc	Balance	FY 2011	FY 2012	FY 2013	FY 2014	FY 2015	FY 2016	6 Yr Total
(01) Design	44	0	0	0	44	0	0	0	0	0	0	0
(03) Project Management	0	0	0	0	0	50	50	50	50	50	50	300
(04) Construction	0	0	0	0	0	375	375	375	375	375	375	2,250
TOTALS	44	0	0	0	44	425	425	425	425	425	425	2,550

Funding By Source - Prior Funding						Proposed Funding						
Source	Allotments	Spent	Enc/ID-Adv	Pre-Enc	Balance	FY 2011	FY 2012	FY 2013	FY 2014	FY 2015	FY 2016	6 Yr Total
Highway Trust Fund (0320)	4	0	0	0	4	0	0	0	0	0	0	0
Federal (0350)	39	0	0	0	39	425	425	425	425	425	425	2,550
TOTALS	44	0	0	0	44	425	425	425	425	425	425	2,550

KA0-CB039-TRAFFIC SAFETY DESIGN -HSIP

Agency: DEPARTMENT OF TRANSPORTATION (KA0)
Implementing Agency: DEPARTMENT OF TRANSPORTATION (KA0)
Project No: CB039
Ward: 1
Location: District-wide
Status: Contract agreements submitted to OCP
Useful Life of the Project:

Description:

Propose engineering countermeasures at high hazard intersections to reduce crash frequency and severity Consultant to study high hazard intersections, propose specific engineering countermeasures, develop benefit cost ratios, and prepare conceptual designs.

(Dollars in Thousands)

Funding By Phase - Prior Funding						Proposed Funding						
Phase	Allotments	Spent	Enc/ID-Adv	Pre-Enc	Balance	FY 2011	FY 2012	FY 2013	FY 2014	FY 2015	FY 2016	6 Yr Total
(01) Design	0	0	0	0	0	982	1,190	1,120	1,553	1,636	1,835	8,317
(03) Project Management	1,539	0	0	0	1,539	536	793	517	666	655	688	3,854
(04) Construction	3,907	0	0	0	3,907	2,679	2,875	2,068	2,662	2,618	2,753	15,655
TOTALS	5,446	0	0	0	5,446	4,196	4,858	3,705	4,881	4,909	5,277	27,826

Funding By Source - Prior Funding						Proposed Funding						
Source	Allotments	Spent	Enc/ID-Adv	Pre-Enc	Balance	FY 2011	FY 2012	FY 2013	FY 2014	FY 2015	FY 2016	6 Yr Total
Highway Trust Fund (0320)	1,085	0	0	0	1,085	1,070	1,232	880	1,223	1,167	1,452	7,024
Federal (0350)	4,362	0	0	0	4,362	3,126	3,626	2,825	3,659	3,742	3,825	20,802
TOTALS	5,446	0	0	0	5,446	4,196	4,858	3,705	4,881	4,909	5,277	27,826

KA0-CB041-ROADWAY IMP SOUTH CAP ST. & SOUTHERN AVENUE

Agency: DEPARTMENT OF TRANSPORTATION (KA0)
Implementing Agency: DEPARTMENT OF TRANSPORTATION (KA0)
Project No: CB041
Ward: 8
Location: SOUTH CAPITOL ST & SOUTHERN AVE., SE
Status: New
Useful Life of the Project:

Description:

Intersection improvement for pedestrian safety and vehicular movement. The District Department of Transportation wants to improve the intersection of South Capitol Street and Southern Avenue, S.E. The improvement will address pedestrian accessibility to the bridge on South Capitol Street and to all the intersections. Pedestrian safety at this intersection requires ADA compliance, drainage, street light improvement and down stream bed repair.

(Dollars in Thousands)

Funding By Phase - Prior Funding						Proposed Funding						
Phase	Allotments	Spent	Enc/ID-Adv	Pre-Enc	Balance	FY 2011	FY 2012	FY 2013	FY 2014	FY 2015	FY 2016	6 Yr Total
(01) Design	5	0	0	0	5	228	0	0	0	0	0	228
(03) Project Management	0	0	0	0	0	0	173	151	0	0	0	324
(04) Construction	0	0	0	0	0	0	1,010	875	0	0	0	1,885
TOTALS	5	0	0	0	5	228	1,184	1,026	0	0	0	2,437

Funding By Source - Prior Funding						Proposed Funding						
Source	Allotments	Spent	Enc/ID-Adv	Pre-Enc	Balance	FY 2011	FY 2012	FY 2013	FY 2014	FY 2015	FY 2016	6 Yr Total
Highway Trust Fund (0320)	5	0	0	0	5	68	342	279	0	0	0	689
Federal (0350)	0	0	0	0	0	160	842	747	0	0	0	1,748
TOTALS	5	0	0	0	5	228	1,184	1,026	0	0	0	2,437

KA0-CB043-TRAFFIC SPEED & VOLUME DETECTOR

Agency: DEPARTMENT OF TRANSPORTATION (KA0)
Implementing Agency: DEPARTMENT OF TRANSPORTATION (KA0)
Project No: CB043
Ward:
Location: DISTRICT-WIDE
Status: New
Useful Life of the Project:

Description:

The project will assist to determine traffic speed and traffic volume on the District of Columbia highways and primary routes. Traffic Speed & Volume Detector (maintenance of traffic flow)

(Dollars in Thousands)

Funding By Phase - Prior Funding						Proposed Funding						
Phase	Allotments	Spent	Enc/ID-Adv	Pre-Enc	Balance	FY 2011	FY 2012	FY 2013	FY 2014	FY 2015	FY 2016	6 Yr Total
(04) Construction	360	0	0	0	360	637	707	1,225	0	0	0	2,569
TOTALS	360	0	0	0	360	637	707	1,225	0	0	0	2,569

Funding By Source - Prior Funding						Proposed Funding						
Source	Allotments	Spent	Enc/ID-Adv	Pre-Enc	Balance	FY 2011	FY 2012	FY 2013	FY 2014	FY 2015	FY 2016	6 Yr Total
Highway Trust Fund (0320)	360	0	0	0	360	189	209	340	0	0	0	738
Federal (0350)	0	0	0	0	0	448	498	885	0	0	0	1,831
TOTALS	360	0	0	0	360	637	707	1,225	0	0	0	2,569

KA0-CB044-TRAFFIC DATA COLLECTION & ANAL SERVICE CW

Agency: DEPARTMENT OF TRANSPORTATION (KA0)
Implementing Agency: DEPARTMENT OF TRANSPORTATION (KA0)
Project No: CB044
Ward:
Location: DISTRICT-WIDE
Status: 0
Useful Life of the Project:

Description:

This is a consultant service to provide traffic data collection and analysis service as required. This service will enhance and complement the work currently being done by the in-house staff. Maintenance of traffic flow.

(Dollars in Thousands)

Funding By Phase - Prior Funding						Proposed Funding						
Phase	Allotments	Spent	Enc/ID-Adv	Pre-Enc	Balance	FY 2011	FY 2012	FY 2013	FY 2014	FY 2015	FY 2016	6 Yr Total
(01) Design	0	0	0	0	0	143	169	155	211	218	241	1,136
TOTALS	0	0	0	0	0	143	169	155	211	218	241	1,136

Funding By Source - Prior Funding						Proposed Funding						
Source	Allotments	Spent	Enc/ID-Adv	Pre-Enc	Balance	FY 2011	FY 2012	FY 2013	FY 2014	FY 2015	FY 2016	6 Yr Total
Highway Trust Fund (0320)	0	0	0	0	0	36	43	37	53	52	66	287
Federal (0350)	0	0	0	0	0	106	126	118	158	166	175	849
TOTALS	0	0	0	0	0	143	169	155	211	218	241	1,136

KA0-CB046-TRAFFIC SAFETY DATA CENTER

Agency: DEPARTMENT OF TRANSPORTATION (KA0)
Implementing Agency: DEPARTMENT OF TRANSPORTATION (KA0)
Project No: CB046
Ward: 1
Location: Ward 1
Status: Contract agreements submitted to OCP
Useful Life of the Project:

Description:

Traffic Safety Data Center @ Howard University

(Dollars in Thousands)

Funding By Phase - Prior Funding						Proposed Funding						
Phase	Allotments	Spent	Enc/ID-Adv	Pre-Enc	Balance	FY 2011	FY 2012	FY 2013	FY 2014	FY 2015	FY 2016	6 Yr Total
(01) Design	0	0	0	0	0	446	496	431	555	545	574	3,047
TOTALS	0	0	0	0	0	446	496	431	555	545	574	3,047

Funding By Source - Prior Funding						Proposed Funding						
Source	Allotments	Spent	Enc/ID-Adv	Pre-Enc	Balance	FY 2011	FY 2012	FY 2013	FY 2014	FY 2015	FY 2016	6 Yr Total
Highway Trust Fund (0320)	0	0	0	0	0	114	126	102	139	130	158	768
Federal (0350)	0	0	0	0	0	333	370	328	416	416	416	2,278
TOTALS	0	0	0	0	0	446	496	431	555	545	574	3,047

KA0-CB047-TRAFFIC SAFETY ENGINEERING SUPPORT

Agency: DEPARTMENT OF TRANSPORTATION (KA0)
Implementing Agency: DEPARTMENT OF TRANSPORTATION (KA0)
Project No: CB047
Ward: 1
Location: Citywide
Status: Contract agreements submitted to OCP
Useful Life of the Project:

Description:

Traffic Safety Engineering Support Services

(Dollars in Thousands)

Funding By Phase - Prior Funding						Proposed Funding						
Phase	Allotments	Spent	Enc/ID-Adv	Pre-Enc	Balance	FY 2011	FY 2012	FY 2013	FY 2014	FY 2015	FY 2016	6 Yr Total
(01) Design	0	0	0	0	0	446	496	431	555	545	574	3,047
TOTALS	0	0	0	0	0	446	496	431	555	545	574	3,047

Funding By Source - Prior Funding						Proposed Funding						
Source	Allotments	Spent	Enc/ID-Adv	Pre-Enc	Balance	FY 2011	FY 2012	FY 2013	FY 2014	FY 2015	FY 2016	6 Yr Total
Highway Trust Fund (0320)	0	0	0	0	0	114	126	102	139	130	158	768
Federal (0350)	0	0	0	0	0	333	370	328	416	416	416	2,278
TOTALS	0	0	0	0	0	446	496	431	555	545	574	3,047

KA0-CB048-SAFETY ACTIVITIES CHARGE

Agency: DEPARTMENT OF TRANSPORTATION (KA0)
Implementing Agency: DEPARTMENT OF TRANSPORTATION (KA0)
Project No: CB048
Ward: 1
Location: Citywide
Status: Contract agreements submitted to OCP
Useful Life of the Project:

Description:

This project will allow the engineers to charge their time when they work on safety activities.

(Dollars in Thousands)

Funding By Phase - Prior Funding						Proposed Funding						
Phase	Allotments	Spent	Enc/ID-Adv	Pre-Enc	Balance	FY 2011	FY 2012	FY 2013	FY 2014	FY 2015	FY 2016	6 Yr Total
(01) Design	0	0	0	0	0	1,339	1,487	1,292	1,664	1,636	1,721	9,140
TOTALS	0	0	0	0	0	1,339	1,487	1,292	1,664	1,636	1,721	9,140

Funding By Source - Prior Funding						Proposed Funding						
Source	Allotments	Spent	Enc/ID-Adv	Pre-Enc	Balance	FY 2011	FY 2012	FY 2013	FY 2014	FY 2015	FY 2016	6 Yr Total
Highway Trust Fund (0320)	0	0	0	0	0	341	377	307	417	389	473	2,305
Federal (0350)	0	0	0	0	0	998	1,110	985	1,247	1,247	1,247	6,835
TOTALS	0	0	0	0	0	1,339	1,487	1,292	1,664	1,636	1,721	9,140

KA0-CD009-REHAB. OF 48TH PLACE, N.E. BRIDGE OVER WATTS BRANC

Agency: DEPARTMENT OF TRANSPORTATION (KA0)
Implementing Agency: DEPARTMENT OF TRANSPORTATION (KA0)
Project No: CD009
Ward: 7
Location: 48TH PLACE, NE
Status: New
Useful Life of the Project: 30

Description:

The purpose of this project is to rehabilitate the 48th Street, NE, bridge over Watts Branch, NE This project repairs, restores and replaces deteriorated, unsafe bridge structures, tunnels and elevated highways facilities on and off the federal aid highway system.

(Dollars in Thousands)

Funding By Phase - Prior Funding						Proposed Funding						
Phase	Allotments	Spent	Enc/ID-Adv	Pre-Enc	Balance	FY 2011	FY 2012	FY 2013	FY 2014	FY 2015	FY 2016	6 Yr Total
(01) Design	0	0	0	0	0	0	101	88	0	0	0	189
(03) Project Management	0	0	0	0	0	0	0	44	305	0	0	349
(04) Construction	0	0	0	0	0	0	0	175	1,582	0	0	1,757
TOTALS	0	0	0	0	0	0	101	306	1,887	0	0	2,294

Funding By Source - Prior Funding						Proposed Funding						
Source	Allotments	Spent	Enc/ID-Adv	Pre-Enc	Balance	FY 2011	FY 2012	FY 2013	FY 2014	FY 2015	FY 2016	6 Yr Total
Highway Trust Fund (0320)	0	0	0	0	0	0	30	85	551	0	0	666
Federal (0350)	0	0	0	0	0	0	71	221	1,336	0	0	1,628
TOTALS	0	0	0	0	0	0	101	306	1,887	0	0	2,294

KA0-CD013-SOUTH CAP ST EIS

Agency: DEPARTMENT OF TRANSPORTATION (KA0)
Implementing Agency: DEPARTMENT OF TRANSPORTATION (KA0)
Project No: CD013
Ward:
Location: VARIOUS LOCATIONS
Status: New
Useful Life of the Project:



Description:

The FEIS will result in a preferred alternative for construction. The scope of design and construction will be determined after the R.O.D. is issued by FHWA. The FEIS will result in a preferred alternative for construction. The scope of design and construction will be determined after the R.O.D. is issued by FHWA.

(Dollars in Thousands)

Funding By Phase - Prior Funding						Proposed Funding						
Phase	Allotments	Spent	Enc/ID-Adv	Pre-Enc	Balance	FY 2011	FY 2012	FY 2013	FY 2014	FY 2015	FY 2016	6 Yr Total
(01) Design	4,686	4,682	124	0	-119	670	748	0	0	0	0	1,418
TOTALS	4,686	4,682	124	0	-119	670	748	0	0	0	0	1,418

Funding By Source - Prior Funding						Proposed Funding						
Source	Allotments	Spent	Enc/ID-Adv	Pre-Enc	Balance	FY 2011	FY 2012	FY 2013	FY 2014	FY 2015	FY 2016	6 Yr Total
Highway Trust Fund (0320)	1,244	1,195	37	0	11	171	190	0	0	0	0	360
Federal (0350)	3,442	3,486	87	0	-131	499	558	0	0	0	0	1,057
TOTALS	4,686	4,682	124	0	-119	670	748	0	0	0	0	1,418

KA0-CD014-KEY BRIDGE OVER POTOMAC RIVER

Agency: DEPARTMENT OF TRANSPORTATION (KA0)
Implementing Agency: DEPARTMENT OF TRANSPORTATION (KA0)
Project No: CD014
Ward: 2
Location: KEY BRIDGE
Status: Ongoing Subprojects
Useful Life of the Project: 30

Description:

Rehabilitation of the bridge substructure and superstructure. Repair deck slab transverse PT; repair concrete in the bridge sub/superstructure; clean/seal bridge deck and sidewalk with silane sealer; seal concrete cracks with structural bonding; clean/paint bridge railings; and repair settling south approach slab.

(Dollars in Thousands)

Funding By Phase - Prior Funding						Proposed Funding						
Phase	Allotments	Spent	Enc/ID-Adv	Pre-Enc	Balance	FY 2011	FY 2012	FY 2013	FY 2014	FY 2015	FY 2016	6 Yr Total
(01) Design	890	116	547	0	227	200	95	0	0	0	0	295
(03) Project Management	0	0	0	0	0	0	455	1,181	0	0	0	1,636
(04) Construction	0	0	0	0	0	0	3,890	10,107	0	0	0	13,996
TOTALS	890	116	547	0	227	200	4,439	11,288	0	0	0	15,927

Funding By Source - Prior Funding						Proposed Funding						
Source	Allotments	Spent	Enc/ID-Adv	Pre-Enc	Balance	FY 2011	FY 2012	FY 2013	FY 2014	FY 2015	FY 2016	6 Yr Total
Highway Trust Fund (0320)	242	50	109	0	83	59	1,311	3,135	0	0	0	4,505
Federal (0350)	648	67	437	0	144	140	3,129	8,153	0	0	0	11,422
TOTALS	890	116	547	0	227	200	4,439	11,288	0	0	0	15,927

KA0-CD015-REPAINTING CHAIN BRIDGE OVER POTOMAC RIVER

Agency: DEPARTMENT OF TRANSPORTATION (KA0)
Implementing Agency: DEPARTMENT OF TRANSPORTATION (KA0)
Project No: CD015
Ward: 3
Location: CHAIN BRIDGE
Status: Ongoing Subprojects
Useful Life of the Project: 30

Description:

This project involves a substantial rehabilitation of Chain Bridge over the Potomac River in Northwest Washington.

(Dollars in Thousands)

Funding By Phase - Prior Funding						Proposed Funding						
Phase	Allotments	Spent	Enc/ID-Adv	Pre-Enc	Balance	FY 2011	FY 2012	FY 2013	FY 2014	FY 2015	FY 2016	6 Yr Total
(01) Design	547	547	0	0	0	0	0	0	0	0	0	0
(03) Project Management	2,182	1,352	312	70	449	46	0	0	0	0	0	46
(04) Construction	4,911	3,464	1,447	4,911	-4,911	0	0	0	0	0	0	0
TOTALS	7,641	5,364	1,759	4,981	-4,462	46	0	0	0	0	0	46

Funding By Source - Prior Funding						Proposed Funding						
Source	Allotments	Spent	Enc/ID-Adv	Pre-Enc	Balance	FY 2011	FY 2012	FY 2013	FY 2014	FY 2015	FY 2016	6 Yr Total
Highway Trust Fund (0320)	2,226	1,301	352	996	-423	14	0	0	0	0	0	14
Federal (0350)	5,415	4,063	1,407	3,985	-4,039	32	0	0	0	0	0	32
TOTALS	7,641	5,364	1,759	4,981	-4,462	46	0	0	0	0	0	46

KA0-CD018-ASSET PRESERVATION/PREVENTIVE MAINT OF TUNNELS

Agency: DEPARTMENT OF TRANSPORTATION (KA0)
Implementing Agency: DEPARTMENT OF TRANSPORTATION (KA0)
Project No: CD018
Ward:
Location: DISTRICT-WIDE
Status: Ongoing Subprojects
Useful Life of the Project: 30

Description:

Replacement or rehabilitation of deteriorated bridges is the Department's highest priority in the transportation element of the capital program because bridges are critical links in the District's street and highway network. This project repairs, restores and replaces deteriorated, unsafe bridge structures, tunnels and elevated highway facilities on and off the federal aid highway system.

(Dollars in Thousands)

Funding By Phase - Prior Funding						Proposed Funding						
Phase	Allotments	Spent	Enc/ID-Adv	Pre-Enc	Balance	FY 2011	FY 2012	FY 2013	FY 2014	FY 2015	FY 2016	6 Yr Total
(01) Design	842	768	18	0	56	536	595	517	666	655	688	3,656
(03) Project Management	7,298	2,753	931	0	3,614	187	273	237	305	300	315	1,618
(04) Construction	29,145	20,775	3,321	0	5,049	1,964	2,181	1,896	2,441	2,400	2,524	13,405
TOTALS	37,285	24,296	4,270	0	8,719	2,687	3,049	2,650	3,411	3,355	3,527	18,679

Funding By Source - Prior Funding						Proposed Funding						
Source	Allotments	Spent	Enc/ID-Adv	Pre-Enc	Balance	FY 2011	FY 2012	FY 2013	FY 2014	FY 2015	FY 2016	6 Yr Total
Highway Trust Fund (0320)	12,176	4,348	719	0	7,108	685	773	630	854	798	971	4,710
Federal (0350)	25,110	19,948	3,550	0	1,612	2,002	2,276	2,020	2,557	2,557	2,557	13,968
TOTALS	37,285	24,296	4,270	0	8,719	2,687	3,049	2,650	3,411	3,355	3,527	18,679

KA0-CD019-ASSET PRESERVATION/PREVENTIVE MAINT OF TUNNELS

Agency: DEPARTMENT OF TRANSPORTATION (KA0)
Implementing Agency: DEPARTMENT OF TRANSPORTATION (KA0)
Project No: CD019
Ward:
Location: DISTRICT-WIDE
Status: Ongoing Subprojects
Useful Life of the Project: 30

Description:

Replacement or rehabilitation of deteriorated bridges is the Department's highest priority in the transportation element of the capital program because bridges are critical links in the District's street and highway network. This project repairs, restores and replaces deteriorated, unsafe bridge structures, tunnels and elevated highway facilities on and off the federal aid highway system.

(Dollars in Thousands)

Funding By Phase - Prior Funding						Proposed Funding						
Phase	Allotments	Spent	Enc/ID-Adv	Pre-Enc	Balance	FY 2011	FY 2012	FY 2013	FY 2014	FY 2015	FY 2016	6 Yr Total
(01) Design	386	387	1	0	-2	45	50	43	55	55	57	305
(03) Project Management	890	510	12	0	368	31	35	30	39	38	40	213
(04) Construction	3,887	1,560	858	0	1,469	223	124	323	139	164	172	1,145
TOTALS	5,163	2,457	871	0	1,835	299	208	396	233	256	270	1,663

Funding By Source - Prior Funding						Proposed Funding						
Source	Allotments	Spent	Enc/ID-Adv	Pre-Enc	Balance	FY 2011	FY 2012	FY 2013	FY 2014	FY 2015	FY 2016	6 Yr Total
Highway Trust Fund (0320)	2,471	607	147	0	1,717	76	53	94	58	61	74	417
Federal (0350)	2,692	1,851	724	0	118	223	155	302	175	195	195	1,246
TOTALS	5,163	2,457	871	0	1,835	299	208	396	233	256	270	1,663

KA0-CD022-SOUTHBOUND 14TH ST BRIDGE OV POTOMAC RIVER (#1133)

Agency: DEPARTMENT OF TRANSPORTATION (KA0)
Implementing Agency: DEPARTMENT OF TRANSPORTATION (KA0)
Project No: CD022
Ward: 2
Location: ARLAND D WILLIAMS MEMORIAL BRIDGE
Status: Ongoing Subprojects
Useful Life of the Project: 20

Description:

This proposed project will improve the operational characteristics, public safety and structural condition of the existing bridge and extend the service life of the bridge and minimize further deterioration of the steel and concrete structures. The scope of work includes blast cleaning of existing structural steel; application of three- coat organic zinc/epoxy/urethane paint system; disposal of hazardous waste and protection of workers and the environment. Substructure and superstructure concrete repair and structural steel repair.

(Dollars in Thousands)

Funding By Phase - Prior Funding						Proposed Funding						
Phase	Allotments	Spent	Enc/ID-Adv	Pre-Enc	Balance	FY 2011	FY 2012	FY 2013	FY 2014	FY 2015	FY 2016	6 Yr Total
(01) Design	330	321	9	0	0	0	0	0	0	0	0	0
(03) Project Management	2,986	917	65	0	2,004	284	251	0	0	0	0	535
(04) Construction	6,929	1,371	5,558	0	0	738	666	0	0	0	0	1,404
TOTALS	10,244	2,608	5,632	0	2,004	1,022	917	0	0	0	0	1,939

Funding By Source - Prior Funding						Proposed Funding						
Source	Allotments	Spent	Enc/ID-Adv	Pre-Enc	Balance	FY 2011	FY 2012	FY 2013	FY 2014	FY 2015	FY 2016	6 Yr Total
Highway Trust Fund (0320)	3,323	603	1,126	0	1,594	303	271	0	0	0	0	574
Federal (0350)	6,922	2,005	4,507	0	410	719	646	0	0	0	0	1,365
TOTALS	10,244	2,608	5,632	0	2,004	1,022	917	0	0	0	0	1,939

KA0-CD026-THEODORE ROOSEVELT MEMORIAL BRIDGE

Agency: DEPARTMENT OF TRANSPORTATION (KA0)
Implementing Agency: DEPARTMENT OF TRANSPORTATION (KA0)
Project No: CD026
Ward: 2
Location: THEODORE ROOSEVELT BRIDGE
Status: New
Useful Life of the Project: 20

Description:

Rehabilitation of the Theodore Roosevelt Memorial Bridge main spans and ramps. Clean/paint structural steel; retrofit pin and hanger assembly; repair deteriorated structural steel; repair bridge decks; and repair/replace expansion joints.

(Dollars in Thousands)

Funding By Phase - Prior Funding						Proposed Funding						
Phase	Allotments	Spent	Enc/ID-Adv	Pre-Enc	Balance	FY 2011	FY 2012	FY 2013	FY 2014	FY 2015	FY 2016	6 Yr Total
(01) Design	0	0	0	0	0	0	0	438	565	0	0	1,002
(03) Project Management	0	0	0	0	0	0	0	0	0	886	940	1,826
(04) Construction	0	0	0	0	0	0	0	0	0	4,432	4,699	9,130
TOTALS	0	0	0	0	0	0	0	438	565	5,318	5,638	11,959

Funding By Source - Prior Funding						Proposed Funding						
Source	Allotments	Spent	Enc/ID-Adv	Pre-Enc	Balance	FY 2011	FY 2012	FY 2013	FY 2014	FY 2015	FY 2016	6 Yr Total
Highway Trust Fund (0320)	0	0	0	0	0	0	0	122	165	1,478	1,798	3,563
Federal (0350)	0	0	0	0	0	0	0	316	400	3,840	3,840	8,396
TOTALS	0	0	0	0	0	0	0	438	565	5,318	5,638	11,959

KA0-CD029-STP-8888(259)FY07 FA RDWY PAVEMENT CONDI

Agency: DEPARTMENT OF TRANSPORTATION (KA0)
Implementing Agency: DEPARTMENT OF TRANSPORTATION (KA0)
Project No: CD029
Ward:
Location: DISTRICT-WIDE
Status: Ongoing Subprojects
Useful Life of the Project:

Description:

This project utilizes the expertise of a vendor to assess the conditions of the Districts roadways. Upon condition assessments, design, construction and timeliness are established

(Dollars in Thousands)

Funding By Phase - Prior Funding						Proposed Funding						
Phase	Allotments	Spent	Enc/ID-Adv	Pre-Enc	Balance	FY 2011	FY 2012	FY 2013	FY 2014	FY 2015	FY 2016	6 Yr Total
(01) Design	2,369	1,567	838	0	-36	536	595	517	666	655	688	3,656
(04) Construction	169	0	0	0	169	45	50	43	55	55	57	305
TOTALS	2,537	1,567	838	0	133	580	644	560	721	709	746	3,961

Funding By Source - Prior Funding						Proposed Funding						
Source	Allotments	Spent	Enc/ID-Adv	Pre-Enc	Balance	FY 2011	FY 2012	FY 2013	FY 2014	FY 2015	FY 2016	6 Yr Total
Highway Trust Fund (0320)	568	264	141	0	162	148	163	133	181	169	205	999
Federal (0350)	1,970	1,303	697	0	-30	432	481	427	540	540	540	2,962
TOTALS	2,537	1,567	838	0	133	580	644	560	721	709	746	3,961

KA0-CD032-BH-8888(244)FY07 BRIDGE DESIGN CONSULTANT

Agency: DEPARTMENT OF TRANSPORTATION (KA0)
Implementing Agency: DEPARTMENT OF TRANSPORTATION (KA0)
Project No: CD032
Ward:
Location: DISTRICT-WIDE
Status: Under design review
Useful Life of the Project:

Description:

Citywide Open-End Bridge Design Consultant. Design of temporary shoring and supports for deficient structures, design of repairs and retrofits, provide support for the preventive maintenance contract highway structures.

(Dollars in Thousands)

Funding By Phase - Prior Funding						Proposed Funding						
Phase	Allotments	Spent	Enc/ID-Adv	Pre-Enc	Balance	FY 2011	FY 2012	FY 2013	FY 2014	FY 2015	FY 2016	6 Yr Total
(01) Design	1,275	697	508	0	70	410	455	394	508	499	529	2,794
TOTALS	1,275	697	508	0	70	410	455	394	508	499	529	2,794

Funding By Source - Prior Funding						Proposed Funding						
Source	Allotments	Spent	Enc/ID-Adv	Pre-Enc	Balance	FY 2011	FY 2012	FY 2013	FY 2014	FY 2015	FY 2016	6 Yr Total
Highway Trust Fund (0320)	335	229	102	0	4	122	134	109	148	139	169	821
Federal (0350)	940	468	406	0	66	288	320	284	360	360	360	1,973
TOTALS	1,275	697	508	0	70	410	455	394	508	499	529	2,794

KA0-CD036-CITYWIDE PREVENTIVE MAINTENANCE ON HIGHWAY

Agency: DEPARTMENT OF TRANSPORTATION (KA0)
Implementing Agency: DEPARTMENT OF TRANSPORTATION (KA0)
Project No: CD036
Ward:
Location: DISTRICT-WIDE
Status: Ongoing Subprojects
Useful Life of the Project:

Description:

This project provides a two-year base contract with two option years for the performance of preventive maintenance activities and initiating emergency repairs on highway structures on an as-needed basis.

(Dollars in Thousands)

Funding By Phase - Prior Funding						Proposed Funding						
Phase	Allotments	Spent	Enc/ID-Adv	Pre-Enc	Balance	FY 2011	FY 2012	FY 2013	FY 2014	FY 2015	FY 2016	6 Yr Total
(01) Design	175	226	0	0	-51	0	0	0	0	0	0	0
(03) Project Management	1,280	15	804	0	460	0	0	0	0	0	0	0
(04) Construction	5,151	0	4,093	0	1,058	3,993	4,317	4,028	5,111	4,822	5,702	27,972
TOTALS	6,606	241	4,898	0	1,467	3,993	4,317	4,028	5,111	4,822	5,702	27,972

Funding By Source - Prior Funding						Proposed Funding						
Source	Allotments	Spent	Enc/ID-Adv	Pre-Enc	Balance	FY 2011	FY 2012	FY 2013	FY 2014	FY 2015	FY 2016	6 Yr Total
Highway Trust Fund (0320)	2,369	101	991	0	1,277	1,817	1,896	1,879	2,391	2,102	2,982	13,067
Federal (0350)	4,237	140	3,907	0	191	2,176	2,421	2,149	2,720	2,720	2,720	14,906
TOTALS	6,606	241	4,898	0	1,467	3,993	4,317	4,028	5,111	4,822	5,702	27,972

KA0-CD037-CULVERT AT 27TH ST. & 44TH ST.

Agency: DEPARTMENT OF TRANSPORTATION (KA0)
Implementing Agency: DEPARTMENT OF TRANSPORTATION (KA0)
Project No: CD037
Ward:
Location: 27TH STREET NW AND 44TH STREET NW
Status: 0
Useful Life of the Project:

Description:

Rehabilitation of 27th Street Bridge over Broad Branch and culvert at 44th Street near Edmund Street 27th Street Bridge over Broad Branch- change the bridge width and height to decrease flooding of the bridge. 44th Street- upgrade culvert for better flow.

(Dollars in Thousands)

Funding By Phase - Prior Funding						Proposed Funding						
Phase	Allotments	Spent	Enc/ID-Adv	Pre-Enc	Balance	FY 2011	FY 2012	FY 2013	FY 2014	FY 2015	FY 2016	6 Yr Total
(01) Design	0	0	0	0	0	22	124	0	0	0	0	146
(03) Project Management	0	0	0	0	0	0	25	237	0	0	0	262
(04) Construction	0	0	0	0	0	0	99	1,637	0	0	0	1,736
TOTALS	0	0	0	0	0	22	248	1,874	0	0	0	2,144

Funding By Source - Prior Funding						Proposed Funding						
Source	Allotments	Spent	Enc/ID-Adv	Pre-Enc	Balance	FY 2011	FY 2012	FY 2013	FY 2014	FY 2015	FY 2016	6 Yr Total
Highway Trust Fund (0320)	0	0	0	0	0	6	63	445	0	0	0	514
Federal (0350)	0	0	0	0	0	17	185	1,429	0	0	0	1,630
TOTALS	0	0	0	0	0	22	248	1,874	0	0	0	2,144

KA0-CD038-I-295 BRIDGE OVER S. CAPITOL ST.

Agency: DEPARTMENT OF TRANSPORTATION (KA0)
Implementing Agency: DEPARTMENT OF TRANSPORTATION (KA0)
Project No: CD038
Ward: 8
Location: I-295 & SOUTH CAPITOL STREET.
Status: New
Useful Life of the Project:

Description:

Rehabilitation of existing bridge structures. Provide A/E services for the design of existing bridge structures that need improvements, as follows: bridge deck, piers, steel beams and girders, and preparation of construction documents.

(Dollars in Thousands)

Funding By Phase - Prior Funding						Proposed Funding						
Phase	Allotments	Spent	Enc/ID-Adv	Pre-Enc	Balance	FY 2011	FY 2012	FY 2013	FY 2014	FY 2015	FY 2016	6 Yr Total
(01) Design	0	0	0	0	0	0	303	963	0	0	0	1,266
(03) Project Management	0	0	0	0	0	0	0	88	1,017	0	0	1,104
(04) Construction	0	0	0	0	0	0	0	438	10,733	0	0	11,171
TOTALS	0	0	0	0	0	0	303	1,488	11,750	0	0	13,541

Funding By Source - Prior Funding						Proposed Funding						
Source	Allotments	Spent	Enc/ID-Adv	Pre-Enc	Balance	FY 2011	FY 2012	FY 2013	FY 2014	FY 2015	FY 2016	6 Yr Total
Highway Trust Fund (0320)	0	0	0	0	0	0	90	413	3,430	0	0	3,933
Federal (0350)	0	0	0	0	0	0	214	1,074	8,320	0	0	9,608
TOTALS	0	0	0	0	0	0	303	1,488	11,750	0	0	13,541

KA0-CD039-RISK ASSESSMENT FOR BRIDGE & TUNNEL SECURITY

Agency: DEPARTMENT OF TRANSPORTATION (KA0)
Implementing Agency: DEPARTMENT OF TRANSPORTATION (KA0)
Project No: CD039
Ward:
Location: DISTRICT-WIDE
Status: 0
Useful Life of the Project:

Description:

This project will determine security upgrades necessary for bridges and tunnels throughout the District. This project includes the identification and implementation of security upgrades of tunnels and bridges.

(Dollars in Thousands)

Funding By Phase - Prior Funding						Proposed Funding						
Phase	Allotments	Spent	Enc/ID-Adv	Pre-Enc	Balance	FY 2011	FY 2012	FY 2013	FY 2014	FY 2015	FY 2016	6 Yr Total
(01) Design	0	0	0	0	0	0	0	2,000	1,500	0	0	3,500
(03) Project Management	0	0	0	0	0	0	0	0	0	300	100	400
(04) Construction	0	0	0	0	0	0	0	0	0	1,875	625	2,500
TOTALS	0	0	0	0	0	0	0	2,000	1,500	2,175	725	6,400

Funding By Source - Prior Funding						Proposed Funding						
Source	Allotments	Spent	Enc/ID-Adv	Pre-Enc	Balance	FY 2011	FY 2012	FY 2013	FY 2014	FY 2015	FY 2016	6 Yr Total
Federal (0350)	0	0	0	0	0	0	0	2,000	1,500	2,175	725	6,400
TOTALS	0	0	0	0	0	0	0	2,000	1,500	2,175	725	6,400

KA0-CD042-FA PREV MAINT & EMER REP ON HWY STR

Agency: DEPARTMENT OF TRANSPORTATION (KA0)
Implementing Agency: DEPARTMENT OF TRANSPORTATION (KA0)
Project No: CD042
Ward:
Location: DISTRICT-WIDE
Status: Ongoing Subprojects
Useful Life of the Project:

Description:

This project provides a two-year base contract with two option years for the performance of preventive maintenance activities and initiating emergency repairs on highway structures on an as-needed basis. This is the STP portion of the project that will cover repair of non-bridge highway structures such as overhead sign structures and retaining walls.

(Dollars in Thousands)

Funding By Phase - Prior Funding						Proposed Funding						
Phase	Allotments	Spent	Enc/ID-Adv	Pre-Enc	Balance	FY 2011	FY 2012	FY 2013	FY 2014	FY 2015	FY 2016	6 Yr Total
(01) Design	44	61	0	0	-17	0	0	0	0	0	0	0
(03) Project Management	13	0	0	0	13	0	0	0	0	0	0	0
(04) Construction	77	0	66	0	11	179	198	172	222	218	229	1,219
TOTALS	134	61	66	0	7	179	198	172	222	218	229	1,219

Funding By Source - Prior Funding						Proposed Funding						
Source	Allotments	Spent	Enc/ID-Adv	Pre-Enc	Balance	FY 2011	FY 2012	FY 2013	FY 2014	FY 2015	FY 2016	6 Yr Total
Highway Trust Fund (0320)	35	31	11	0	-7	46	50	41	56	52	63	307
Federal (0350)	98	30	55	0	13	133	148	131	166	166	166	911
TOTALS	134	61	66	0	7	179	198	172	222	218	229	1,219

KA0-CD044-AWI-8888(286)PROGRAM MANAGEMENT-AWI

Agency: DEPARTMENT OF TRANSPORTATION (KA0)
Implementing Agency: DEPARTMENT OF TRANSPORTATION (KA0)
Project No: CD044
Ward:
Location: 11TH STREET & SOUTH CAPITOL STREET
Status: Ongoing Subprojects
Useful Life of the Project:

Description:

Program management for 11th Street and South Capitol Street Bridges.

(Dollars in Thousands)

Funding By Phase - Prior Funding						Proposed Funding						
Phase	Allotments	Spent	Enc/ID-Adv	Pre-Enc	Balance	FY 2011	FY 2012	FY 2013	FY 2014	FY 2015	FY 2016	6 Yr Total
(01) Design	5,050	3,859	383	0	808	1,110	0	0	0	0	0	1,110
(03) Project Management	0	0	0	0	0	4,338	5,948	4,308	0	0	0	14,595
TOTALS	5,050	3,859	383	0	808	5,448	5,948	4,308	0	0	0	15,705

Funding By Source - Prior Funding						Proposed Funding						
Source	Allotments	Spent	Enc/ID-Adv	Pre-Enc	Balance	FY 2011	FY 2012	FY 2013	FY 2014	FY 2015	FY 2016	6 Yr Total
Highway Trust Fund (0320)	1,290	818	77	0	395	1,389	1,508	1,024	0	0	0	3,921
Federal (0350)	3,760	3,041	307	0	413	4,059	4,440	3,284	0	0	0	11,784
TOTALS	5,050	3,859	383	0	808	5,448	5,948	4,308	0	0	0	15,705

KA0-CD046-14TH ST SW BR OV HAINES POINT

Agency: DEPARTMENT OF TRANSPORTATION (KA0)
Implementing Agency: DEPARTMENT OF TRANSPORTATION (KA0)
Project No: CD046
Ward: 2
Location: 14TH STREET, SW
Status: New
Useful Life of the Project:

Description:

Rehabilitation of the bridge sub/superstructures and approach roadway improvements. Repair deteriorated concrete in the bridge sub/superstructure; seal concrete cracks with structural bonding; cleanout drainage; replace deck joint seals; clean/paint bridge bearings; and, replace AC with concrete overlay.

(Dollars in Thousands)

Funding By Phase - Prior Funding						Proposed Funding						
Phase	Allotments	Spent	Enc/ID-Adv	Pre-Enc	Balance	FY 2011	FY 2012	FY 2013	FY 2014	FY 2015	FY 2016	6 Yr Total
(01) Design	0	0	0	0	0	0	0	0	282	277	0	559
(03) Project Management	0	0	0	0	0	0	0	0	0	415	440	856
(04) Construction	0	0	0	0	0	0	0	0	0	2,770	2,937	5,706
TOTALS	0	0	0	0	0	0	0	0	282	3,462	3,377	7,122

Funding By Source - Prior Funding						Proposed Funding						
Source	Allotments	Spent	Enc/ID-Adv	Pre-Enc	Balance	FY 2011	FY 2012	FY 2013	FY 2014	FY 2015	FY 2016	6 Yr Total
Highway Trust Fund (0320)	0	0	0	0	0	0	0	0	82	962	1,077	2,122
Federal (0350)	0	0	0	0	0	0	0	0	200	2,500	2,300	5,000
TOTALS	0	0	0	0	0	0	0	0	282	3,462	3,377	7,122

KA0-CD047-14TH ST SW BR OV MAINE AVE

Agency: DEPARTMENT OF TRANSPORTATION (KA0)
Implementing Agency: DEPARTMENT OF TRANSPORTATION (KA0)
Project No: CD047
Ward: 2
Location: 14TH STREET, SW
Status: New
Useful Life of the Project:

Description:

Rehabilitation of bridge sub/superstructure and approach roadway improvements. Repair deteriorated concrete in the bridge sub/superstructure; seal concrete cracks with structural bonding; cleanout drainage; replace deck joint seals; clean/paint bridge bearings; and, replace AC with concrete overlay.

(Dollars in Thousands)

Funding By Phase - Prior Funding						Proposed Funding						
Phase	Allotments	Spent	Enc/ID-Adv	Pre-Enc	Balance	FY 2011	FY 2012	FY 2013	FY 2014	FY 2015	FY 2016	6 Yr Total
(01) Design	0	0	0	0	0	0	0	0	282	277	0	559
(03) Project Management	0	0	0	0	0	0	0	0	0	415	440	856
(04) Construction	0	0	0	0	0	0	0	0	0	2,770	2,937	5,706
TOTALS	0	0	0	0	0	0	0	0	282	3,462	3,377	7,122

Funding By Source - Prior Funding						Proposed Funding						
Source	Allotments	Spent	Enc/ID-Adv	Pre-Enc	Balance	FY 2011	FY 2012	FY 2013	FY 2014	FY 2015	FY 2016	6 Yr Total
Highway Trust Fund (0320)	0	0	0	0	0	0	0	0	82	962	1,077	2,122
Federal (0350)	0	0	0	0	0	0	0	0	200	2,500	2,300	5,000
TOTALS	0	0	0	0	0	0	0	0	282	3,462	3,377	7,122

KA0-CD048-14TH ST BR OV OUTLET CHANNEL

Agency: DEPARTMENT OF TRANSPORTATION (KA0)
Implementing Agency: DEPARTMENT OF TRANSPORTATION (KA0)
Project No: CD048
Ward: 2
Location: 14TH STREET, SW
Status: New
Useful Life of the Project:

Description:

Rehabilitation of the bridge substructure and superstructure. Repair deteriorated concrete in the bridge sub/superstructure; clean/seal bridge deck and sidewalk with silane sealer; seal concrete cracks with structural bonding; clean/paint bridge bearings; repair stone masonry; and, remedy scour areas in span #2.

(Dollars in Thousands)

Funding By Phase - Prior Funding						Proposed Funding						
Phase	Allotments	Spent	Enc/ID-Adv	Pre-Enc	Balance	FY 2011	FY 2012	FY 2013	FY 2014	FY 2015	FY 2016	6 Yr Total
(01) Design	0	0	0	0	0	0	0	0	282	277	0	559
(03) Project Management	0	0	0	0	0	0	0	0	0	415	440	856
(04) Construction	0	0	0	0	0	0	0	0	0	2,770	2,937	5,706
TOTALS	0	0	0	0	0	0	0	0	282	3,462	3,377	7,122

Funding By Source - Prior Funding						Proposed Funding						
Source	Allotments	Spent	Enc/ID-Adv	Pre-Enc	Balance	FY 2011	FY 2012	FY 2013	FY 2014	FY 2015	FY 2016	6 Yr Total
Highway Trust Fund (0320)	0	0	0	0	0	0	0	0	82	962	1,077	2,122
Federal (0350)	0	0	0	0	0	0	0	0	200	2,500	2,300	5,000
TOTALS	0	0	0	0	0	0	0	0	282	3,462	3,377	7,122

KA0-CD049-PA AVE BR OV ROCK CREEK

Agency: DEPARTMENT OF TRANSPORTATION (KA0)
Implementing Agency: DEPARTMENT OF TRANSPORTATION (KA0)
Project No: CD049
Ward: 2
Location: PENNSYLVANIA AVENUE, NW
Status: New
Useful Life of the Project:

Description:

Rehabilitation of the bridge superstructure and approach roadway improvements. Restore deteriorated concrete arch ribs, slabs, and tie beams; repair concrete cracks using structural bonding; clean/paint bearings; clean/seal bridge deck and sidewalk using silane sealer; seal/repave expansion joints; repair utilities; install approach traffic barriers; and replace missing rip rap.

(Dollars in Thousands)

Funding By Phase - Prior Funding						Proposed Funding						
Phase	Allotments	Spent	Enc/ID-Adv	Pre-Enc	Balance	FY 2011	FY 2012	FY 2013	FY 2014	FY 2015	FY 2016	6 Yr Total
(01) Design	0	0	0	0	0	0	252	438	0	0	0	690
(03) Project Management	0	0	0	0	0	0	0	98	1,144	0	0	1,242
(04) Construction	0	0	0	0	0	0	0	656	7,626	0	0	8,283
TOTALS	0	0	0	0	0	0	252	1,192	8,770	0	0	10,215

Funding By Source - Prior Funding						Proposed Funding						
Source	Allotments	Spent	Enc/ID-Adv	Pre-Enc	Balance	FY 2011	FY 2012	FY 2013	FY 2014	FY 2015	FY 2016	6 Yr Total
Highway Trust Fund (0320)	0	0	0	0	0	0	75	331	2,560	0	0	2,966
Federal (0350)	0	0	0	0	0	0	178	861	6,210	0	0	7,249
TOTALS	0	0	0	0	0	0	252	1,192	8,770	0	0	10,215

KA0-CD050-ANACOSTIA FRWY BR OV PARK RD

Agency: DEPARTMENT OF TRANSPORTATION (KA0)
Implementing Agency: DEPARTMENT OF TRANSPORTATION (KA0)
Project No: CD050
Ward: 7
Location: ANACOSTIA FREEWAY
Status: New
Useful Life of the Project:

Description:

Rehabilitation of existing bridge structures. Provide A/E services for the design of existing bridge structures that need improvements, as follows: bridge deck, piers, steel beams and girders, and preparation of construction documents.

(Dollars in Thousands)

Funding By Phase - Prior Funding						Proposed Funding						
Phase	Allotments	Spent	Enc/ID-Adv	Pre-Enc	Balance	FY 2011	FY 2012	FY 2013	FY 2014	FY 2015	FY 2016	6 Yr Total
(01) Design	5	0	0	0	5	0	0	175	339	0	0	514
(03) Project Management	0	0	0	0	0	0	0	0	28	249	0	278
(04) Construction	0	0	0	0	0	0	0	0	452	3,988	0	4,440
TOTALS	5	0	0	0	5	0	0	175	819	4,238	0	5,232

Funding By Source - Prior Funding						Proposed Funding						
Source	Allotments	Spent	Enc/ID-Adv	Pre-Enc	Balance	FY 2011	FY 2012	FY 2013	FY 2014	FY 2015	FY 2016	6 Yr Total
Highway Trust Fund (0320)	5	0	0	0	5	0	0	49	239	1,178	0	1,465
Federal (0350)	0	0	0	0	0	0	0	126	580	3,060	0	3,766
TOTALS	5	0	0	0	5	0	0	175	819	4,238	0	5,232

KA0-CD051-PEDESTRIAN BR OV KENILWORTH AVE

Agency: DEPARTMENT OF TRANSPORTATION (KA0)
Implementing Agency: DEPARTMENT OF TRANSPORTATION (KA0)
Project No: CD051
Ward: 7
Location: KENILWORTH AVENUE, NE
Status: New
Useful Life of the Project:

Description:

Construction of new pedestrian bridges to improve and upgrade the Mayfair Parkside and Eastern Garden areas, and enhance access and safety for pedestrians.

(Dollars in Thousands)

Funding By Phase - Prior Funding						Proposed Funding						
Phase	Allotments	Spent	Enc/ID-Adv	Pre-Enc	Balance	FY 2011	FY 2012	FY 2013	FY 2014	FY 2015	FY 2016	6 Yr Total
(01) Design	497	0	0	0	497	0	0	0	0	0	0	0
(03) Project Management	5	0	0	0	5	36	364	0	0	0	0	400
(04) Construction	10	0	0	0	10	273	2,728	0	0	0	0	3,001
TOTALS	512	0	0	0	512	309	3,092	0	0	0	0	3,401

Funding By Source - Prior Funding						Proposed Funding						
Source	Allotments	Spent	Enc/ID-Adv	Pre-Enc	Balance	FY 2011	FY 2012	FY 2013	FY 2014	FY 2015	FY 2016	6 Yr Total
Highway Trust Fund (0320)	512	0	0	0	512	92	913	0	0	0	0	1,005
Federal (0350)	0	0	0	0	0	218	2,179	0	0	0	0	2,396
TOTALS	512	0	0	0	512	309	3,092	0	0	0	0	3,401

KA0-CD052-BENNING RD BR OV KENILWORTH AVE

Agency: DEPARTMENT OF TRANSPORTATION (KA0)
Implementing Agency: DEPARTMENT OF TRANSPORTATION (KA0)
Project No: CD052
Ward: 7
Location: BENNING ROAD AND KENILWORTH AVENUE, NE
Status: New
Useful Life of the Project:

Description:

Widening and Safety Improvements of existing Eastbound and Westbound Benning Road Bridges over Kenilworth Avenue, NE. New bridge structures will have safer Pedestrian access and Bike Path, including Street Car Tracks.

(Dollars in Thousands)

Funding By Phase - Prior Funding						Proposed Funding						
Phase	Allotments	Spent	Enc/ID-Adv	Pre-Enc	Balance	FY 2011	FY 2012	FY 2013	FY 2014	FY 2015	FY 2016	6 Yr Total
(01) Design	0	0	0	0	0	0	0	875	2,260	0	0	3,135
(03) Project Management	0	0	0	0	0	0	0	0	113	997	0	1,110
(04) Construction	0	0	0	0	0	0	0	0	565	22,712	0	23,277
TOTALS	0	0	0	0	0	0	0	875	2,938	23,709	0	27,522

Funding By Source - Prior Funding						Proposed Funding						
Source	Allotments	Spent	Enc/ID-Adv	Pre-Enc	Balance	FY 2011	FY 2012	FY 2013	FY 2014	FY 2015	FY 2016	6 Yr Total
Highway Trust Fund (0320)	0	0	0	0	0	0	0	243	858	6,589	0	7,690
Federal (0350)	0	0	0	0	0	0	0	632	2,080	17,120	0	19,832
TOTALS	0	0	0	0	0	0	0	875	2,938	23,709	0	27,522

KA0-CD054-REHAB H ST, NE BRIDGE OVER 1ST ST

Agency: DEPARTMENT OF TRANSPORTATION (KA0)
Implementing Agency: DEPARTMENT OF TRANSPORTATION (KA0)
Project No: CD054
Ward: 6
Location: H & 1ST STREETS, NE
Status: New
Useful Life of the Project:

Description:

Conduct traffic assessments and provide public review and comment of proposed streetscape design elements. Conduct environmental assessments. Prepare concept designs, design plans and specifications and construct improvements to sidewalks, curbs, gutters, streets, tree boxes, replace street trees and install other streetscape elements. Construct facilities to improve reliability and safety of transit services, including transit lanes, provide bicycle lanes and improve pedestrian circulation. A/E consultant to provide PS&E package

(Dollars in Thousands)

Funding By Phase - Prior Funding						Proposed Funding						
Phase	Allotments	Spent	Enc/ID-Adv	Pre-Enc	Balance	FY 2011	FY 2012	FY 2013	FY 2014	FY 2015	FY 2016	6 Yr Total
(01) Design	0	0	0	0	0	0	505	2,188	0	0	0	2,693
(03) Project Management	0	0	0	0	0	0	0	0	0	554	587	1,141
(04) Construction	0	0	0	0	0	0	0	0	0	7,755	2,349	10,105
TOTALS	0	0	0	0	0	0	505	2,188	0	8,309	2,937	13,939

Funding By Source - Prior Funding						Proposed Funding						
Source	Allotments	Spent	Enc/ID-Adv	Pre-Enc	Balance	FY 2011	FY 2012	FY 2013	FY 2014	FY 2015	FY 2016	6 Yr Total
Highway Trust Fund (0320)	0	0	0	0	0	0	149	608	0	2,309	937	4,003
Federal (0350)	0	0	0	0	0	0	356	1,580	0	6,000	2,000	9,936
TOTALS	0	0	0	0	0	0	505	2,188	0	8,309	2,937	13,939

KA0-CD056-11TH ST, SE BRIDGES

Agency: DEPARTMENT OF TRANSPORTATION (KA0)
Implementing Agency: DEPARTMENT OF TRANSPORTATION (KA0)
Project No: CD056
Ward: 6
Location: WARD 6
Status: Ongoing Subprojects
Useful Life of the Project:

Description:

The 11th Street Bridges are vital links across the Anacostia River in East Washington. This project will replace functionally obsolete bridges with separate bridges for arterial and freeway traffic and new ramp connections to and from the north on the Anacostia Freeway, which will connect to I-295. The north freeway bridge will be widened and reconstructed. The local arterial bridge (south bridge) connecting 11th St with MLK will be reconstructed and new ramps will be established to connect it to the Anacostia Freeway and to the Southeast/Southwest Expressway.

(Dollars in Thousands)

Funding By Phase - Prior Funding						Proposed Funding						
Phase	Allotments	Spent	Enc/ID-Adv	Pre-Enc	Balance	FY 2011	FY 2012	FY 2013	FY 2014	FY 2015	FY 2016	6 Yr Total
(04) Construction	178,261	17,176	160,852	0	233	1,786	0	0	0	0	0	1,786
TOTALS	178,261	17,176	160,852	0	233	1,786	0	0	0	0	0	1,786

Funding By Source - Prior Funding						Proposed Funding						
Source	Allotments	Spent	Enc/ID-Adv	Pre-Enc	Balance	FY 2011	FY 2012	FY 2013	FY 2014	FY 2015	FY 2016	6 Yr Total
Highway Trust Fund (0320)	150,802	3,435	147,321	0	47	455	0	0	0	0	0	455
Federal (0350)	27,459	13,741	13,531	0	187	1,330	0	0	0	0	0	1,330
TOTALS	178,261	17,176	160,852	0	233	1,786	0	0	0	0	0	1,786

KA0-CD057-14TH ST BRIDGE NB BASCULE SPAN REPLACEMENT

Agency: DEPARTMENT OF TRANSPORTATION (KA0)
Implementing Agency: DEPARTMENT OF TRANSPORTATION (KA0)
Project No: CD057
Ward: 2
Location: 14TH STREET, SW
Status: New
Useful Life of the Project:

Description:

Bascule span replacement. Remove and replace existing bascule span with HPS superstructure and precast panel deck.

(Dollars in Thousands)

Funding By Phase - Prior Funding						Proposed Funding						
Phase	Allotments	Spent	Enc/ID-Adv	Pre-Enc	Balance	FY 2011	FY 2012	FY 2013	FY 2014	FY 2015	FY 2016	6 Yr Total
(01) Design	0	0	0	0	0	0	0	131	508	0	0	640
(03) Project Management	0	0	0	0	0	0	0	0	104	917	0	1,021
(04) Construction	0	0	0	0	0	0	0	0	935	8,256	0	9,192
TOTALS	0	0	0	0	0	0	0	131	1,548	9,173	0	10,852

Funding By Source - Prior Funding						Proposed Funding						
Source	Allotments	Spent	Enc/ID-Adv	Pre-Enc	Balance	FY 2011	FY 2012	FY 2013	FY 2014	FY 2015	FY 2016	6 Yr Total
Highway Trust Fund (0320)	0	0	0	0	0	0	0	36	452	2,549	0	3,038
Federal (0350)	0	0	0	0	0	0	0	95	1,096	6,624	0	7,815
TOTALS	0	0	0	0	0	0	0	131	1,548	9,173	0	10,852

KA0-CD058-REHAB OF L'ENFANT PROMENADE

Agency: DEPARTMENT OF TRANSPORTATION (KA0)
Implementing Agency: DEPARTMENT OF TRANSPORTATION (KA0)
Project No: CD058
Ward: 2
Location: L'ENFANT PROMENADE
Status: Ongoing Subprojects
Useful Life of the Project:

Description:

L'Enfant promenade D Street to Benjamin Banneker Park Repair or replace expansion joints, restoration of roadway, median, and sidewalk surfaces, clean out deck drainage system, steel beam structural repair, curb and gutter repairs, and spot cleaning and painting of structural steel.

(Dollars in Thousands)

Funding By Phase - Prior Funding						Proposed Funding						
Phase	Allotments	Spent	Enc/ID-Adv	Pre-Enc	Balance	FY 2011	FY 2012	FY 2013	FY 2014	FY 2015	FY 2016	6 Yr Total
(01) Design	175	119	0	0	56	16	0	0	0	0	0	16
(03) Project Management	0	0	0	0	0	17	171	0	0	0	0	188
(04) Construction	0	0	0	0	0	111	1,112	0	0	0	0	1,223
TOTALS	175	119	0	0	56	145	1,283	0	0	0	0	1,427

Funding By Source - Prior Funding						Proposed Funding						
Source	Allotments	Spent	Enc/ID-Adv	Pre-Enc	Balance	FY 2011	FY 2012	FY 2013	FY 2014	FY 2015	FY 2016	6 Yr Total
Highway Trust Fund (0320)	29	53	0	0	-23	23	201	0	0	0	0	224
Federal (0350)	146	67	0	0	79	122	1,081	0	0	0	0	1,203
TOTALS	175	119	0	0	56	145	1,283	0	0	0	0	1,427

KA0-CD059-SW FREEWAY OVER SOUTH CAPITOL ST

Agency: DEPARTMENT OF TRANSPORTATION (KA0)
Implementing Agency: DEPARTMENT OF TRANSPORTATION (KA0)
Project No: CD059
Ward: 1
Location: Ward 6
Status: Contract agreements submitted to OCP
Useful Life of the Project:

Description:

Rehab Southwest Freeway over South Capitol St, Ramp G

(Dollars in Thousands)

Funding By Phase - Prior Funding						Proposed Funding						
Phase	Allotments	Spent	Enc/ID-Adv	Pre-Enc	Balance	FY 2011	FY 2012	FY 2013	FY 2014	FY 2015	FY 2016	6 Yr Total
(01) Design	0	0	0	0	0	0	0	0	5,547	0	0	5,547
(03) Project Management	0	0	0	0	0	0	0	0	0	5,455	5,736	11,190
(04) Construction	0	0	0	0	0	0	0	0	2,219	27,273	28,678	58,170
TOTALS	0	0	0	0	0	0	0	0	7,766	32,727	34,414	74,907

Funding By Source - Prior Funding						Proposed Funding						
Source	Allotments	Spent	Enc/ID-Adv	Pre-Enc	Balance	FY 2011	FY 2012	FY 2013	FY 2014	FY 2015	FY 2016	6 Yr Total
Highway Trust Fund (0320)	0	0	0	0	0	0	0	0	1,945	7,782	9,469	19,196
Federal (0350)	0	0	0	0	0	0	0	0	5,821	24,945	24,945	55,711
TOTALS	0	0	0	0	0	0	0	0	7,766	32,727	34,414	74,907

KA0-CD060-TRANSPORTATION DATA WAREHOUSE

Agency: DEPARTMENT OF TRANSPORTATION (KA0)
Implementing Agency: DEPARTMENT OF TRANSPORTATION (KA0)
Project No: CD060
Ward: 1
Location: Citywide
Status: Contract agreements submitted to OCP
Useful Life of the Project:

Description:
 Transportation Data Warehouse

(Dollars in Thousands)

Funding By Phase - Prior Funding						Proposed Funding						
Phase	Allotments	Spent	Enc/ID-Adv	Pre-Enc	Balance	FY 2011	FY 2012	FY 2013	FY 2014	FY 2015	FY 2016	6 Yr Total
(01) Design	0	0	0	0	0	134	0	0	0	0	0	134
TOTALS	0	0	0	0	0	134	0	0	0	0	0	134

Funding By Source - Prior Funding						Proposed Funding						
Source	Allotments	Spent	Enc/ID-Adv	Pre-Enc	Balance	FY 2011	FY 2012	FY 2013	FY 2014	FY 2015	FY 2016	6 Yr Total
Highway Trust Fund (0320)	0	0	0	0	0	34	0	0	0	0	0	34
Federal (0350)	0	0	0	0	0	100	0	0	0	0	0	100
TOTALS	0	0	0	0	0	134	0	0	0	0	0	134

KA0-CD061-FY09 PREV MAINT. & EMERG REPAIRS 8888322

Agency: DEPARTMENT OF TRANSPORTATION (KA0)
Implementing Agency: DEPARTMENT OF TRANSPORTATION (KA0)
Project No: CD061
Ward:
Location: DISTRICT-WIDE
Status: New
Useful Life of the Project:

Description:
 Rehabilitation of bridges.

(Dollars in Thousands)

Funding By Phase - Prior Funding						Proposed Funding						
Phase	Allotments	Spent	Enc/ID-Adv	Pre-Enc	Balance	FY 2011	FY 2012	FY 2013	FY 2014	FY 2015	FY 2016	6 Yr Total
(04) Construction	7,467	105	6,482	0	880	5,033	0	0	0	0	0	5,033
TOTALS	7,467	105	6,482	0	880	5,033	0	0	0	0	0	5,033

Funding By Source - Prior Funding						Proposed Funding						
Source	Allotments	Spent	Enc/ID-Adv	Pre-Enc	Balance	FY 2011	FY 2012	FY 2013	FY 2014	FY 2015	FY 2016	6 Yr Total
Highway Trust Fund (0320)	2,197	21	1,296	0	880	1,494	0	0	0	0	0	1,494
Federal (0350)	5,270	84	5,186	0	0	3,539	0	0	0	0	0	3,539
TOTALS	7,467	105	6,482	0	880	5,033	0	0	0	0	0	5,033

KA0-CDT21-BR #3: 31ST OVER C & O

Agency: DEPARTMENT OF TRANSPORTATION (KA0)
Implementing Agency: DEPARTMENT OF TRANSPORTATION (KA0)
Project No: CDT21
Ward: 2
Location: 31ST STREET AND C & O CANAL
Status: Under design
Useful Life of the Project: 30

Description:

Bridge replacement and approach roadway improvements. Remove/replace existing bridge superstructure; construct new abutments behind Canal walls; utility work; and, restore Canal wall below bridge.

(Dollars in Thousands)

Funding By Phase - Prior Funding						Proposed Funding						
Phase	Allotments	Spent	Enc/ID-Adv	Pre-Enc	Balance	FY 2011	FY 2012	FY 2013	FY 2014	FY 2015	FY 2016	6 Yr Total
(01) Design	286	0	0	0	286	0	0	263	113	0	0	375
(03) Project Management	0	0	0	0	0	0	0	0	76	224	0	301
(04) Construction	0	0	0	0	0	0	0	0	508	1,496	0	2,004
TOTALS	286	0	0	0	286	0	0	263	698	1,720	0	2,680

Funding By Source - Prior Funding						Proposed Funding						
Source	Allotments	Spent	Enc/ID-Adv	Pre-Enc	Balance	FY 2011	FY 2012	FY 2013	FY 2014	FY 2015	FY 2016	6 Yr Total
Highway Trust Fund (0320)	0	0	0	0	0	0	0	73	204	478	0	755
Federal (0350)	286	0	0	0	286	0	0	190	494	1,242	0	1,926
TOTALS	286	0	0	0	286	0	0	263	698	1,720	0	2,680

KA0-CDT22-BR #4 JEFFERSON ST OVER C&O

Agency: DEPARTMENT OF TRANSPORTATION (KA0)
Implementing Agency: DEPARTMENT OF TRANSPORTATION (KA0)
Project No: CDT22
Ward: 2
Location: JEFFERSON ST OVER C & O CANAL
Status: Under design
Useful Life of the Project: 30

Description:

This project reconstructs all three bridges (superstructure and substructure). In addition to replacing the deteriorated bridge structures, utilities will be supported under the new bridges. Total replacement of the three bridges. Resurface the approach roadway on both sides of the bridge. Relocate all utilities under the 29th St. bridge

(Dollars in Thousands)

Funding By Phase - Prior Funding						Proposed Funding						
Phase	Allotments	Spent	Enc/ID-Adv	Pre-Enc	Balance	FY 2011	FY 2012	FY 2013	FY 2014	FY 2015	FY 2016	6 Yr Total
(01) Design	1,403	1,519	0	0	-115	0	0	0	0	0	0	0
(03) Project Management	2,216	600	561	0	1,055	680	377	0	0	0	0	1,057
(04) Construction	6,063	1,793	4,270	0	0	2,098	1,164	0	0	0	0	3,262
TOTALS	9,682	3,912	4,831	0	940	2,777	1,541	0	0	0	0	4,319

Funding By Source - Prior Funding						Proposed Funding						
Source	Allotments	Spent	Enc/ID-Adv	Pre-Enc	Balance	FY 2011	FY 2012	FY 2013	FY 2014	FY 2015	FY 2016	6 Yr Total
Highway Trust Fund (0320)	2,959	1,257	1,082	0	620	824	455	0	0	0	0	1,280
Federal (0350)	6,723	2,655	3,749	0	319	1,953	1,086	0	0	0	0	3,039
TOTALS	9,682	3,912	4,831	0	940	2,777	1,541	0	0	0	0	4,319

KA0-CDT97-NEW YORK AVE NE BR OV RR (534)

Agency: DEPARTMENT OF TRANSPORTATION (KA0)
Implementing Agency: DEPARTMENT OF TRANSPORTATION (KA0)
Project No: CDT97
Ward: 5
Location: NEW YORK AVE BRIDGE OVER RAILROAD
Status: PLAN
Useful Life of the Project: 30

Description:

This project repairs, restores and replaces deteriorated, unsafe bridge structures, tunnels and elevated highways facilities on and off the federal aid highway system. The scope of work includes, but is not limited to feasibility and design, preparation of contract plans, specifications and cost estimates, engineering and construction management for the restoration or replacement of existing bridge decks, superstructures, and substructures, tunnels and elevated highway facilities.

(Dollars in Thousands)

Funding By Phase - Prior Funding						Proposed Funding						
Phase	Allotments	Spent	Enc/ID-Adv	Pre-Enc	Balance	FY 2011	FY 2012	FY 2013	FY 2014	FY 2015	FY 2016	6 Yr Total
(01) Design	2,645	2,426	412	0	-193	0	0	0	0	0	0	0
(03) Project Management	9,406	233	8,284	400	489	5,000	1,885	0	0	0	0	6,885
(04) Construction	27,557	1,685	22,992	0	2,880	15,000	5,219	0	0	0	0	20,219
TOTALS	39,608	4,344	31,688	400	3,176	20,000	7,104	0	0	0	0	27,104

Funding By Source - Prior Funding						Proposed Funding						
Source	Allotments	Spent	Enc/ID-Adv	Pre-Enc	Balance	FY 2011	FY 2012	FY 2013	FY 2014	FY 2015	FY 2016	6 Yr Total
Highway Trust Fund (0320)	639	323	104	0	212	0	0	0	0	0	0	0
Federal (0350)	38,969	4,021	31,584	400	2,964	20,000	7,104	0	0	0	0	27,104
TOTALS	39,608	4,344	31,688	400	3,176	20,000	7,104	0	0	0	0	27,104

KA0-CDT98-ARLAND D. WILLIAMS NB BR

Agency: DEPARTMENT OF TRANSPORTATION (KA0)
Implementing Agency: DEPARTMENT OF TRANSPORTATION (KA0)
Project No: CDT98
Ward: 2
Location: ARLAND D WILLIAMS MEMORIAL BRIDGE
Status: Ongoing Subprojects
Useful Life of the Project: 30

Description:

This proposed project will improve the operational characteristics, public safety and structural condition of the existing bridge and extend the service life of the bridge and minimize further deterioration of the steel and concrete structures.

(Dollars in Thousands)

Funding By Phase - Prior Funding						Proposed Funding						
Phase	Allotments	Spent	Enc/ID-Adv	Pre-Enc	Balance	FY 2011	FY 2012	FY 2013	FY 2014	FY 2015	FY 2016	6 Yr Total
(01) Design	1,148	2,395	4	0	-1,252	0	0	0	0	0	0	0
(03) Project Management	4,936	252	1,362	79	3,244	1,501	667	0	0	0	0	2,168
(04) Construction	19,682	7,229	12,453	0	0	8,180	3,632	0	0	0	0	11,813
TOTALS	25,765	9,876	13,818	79	1,992	9,682	4,299	0	0	0	0	13,981

Funding By Source - Prior Funding						Proposed Funding						
Source	Allotments	Spent	Enc/ID-Adv	Pre-Enc	Balance	FY 2011	FY 2012	FY 2013	FY 2014	FY 2015	FY 2016	6 Yr Total
Highway Trust Fund (0320)	6,005	2,285	2,767	16	937	2,874	1,269	0	0	0	0	4,144
Federal (0350)	19,761	7,591	11,051	63	1,055	6,808	3,029	0	0	0	0	9,837
TOTALS	25,765	9,876	13,818	79	1,992	9,682	4,299	0	0	0	0	13,981

KA0-CDTB0- EASTERN AVE, NE OVER KENILWORTH AVE

Agency: DEPARTMENT OF TRANSPORTATION (KA0)
Implementing Agency: DEPARTMENT OF TRANSPORTATION (KA0)
Project No: CDTB0
Ward: 7
Location: EASTERN AVE NE AND KENILWORTH AVE NE
Status: Under design
Useful Life of the Project: 30

Description:

The scope of work includes, but is not limited to feasibility and design, preparation of contract plans, specifications and cost estimates, engineering and construction management for the restoration or replacement of Eastern Avenue, NE bridge over Kenilworth Avenue.

(Dollars in Thousands)

Funding By Phase - Prior Funding						Proposed Funding						
Phase	Allotments	Spent	Enc/ID-Adv	Pre-Enc	Balance	FY 2011	FY 2012	FY 2013	FY 2014	FY 2015	FY 2016	6 Yr Total
(01) Design	2,326	1,965	6	0	355	0	0	0	0	0	0	0
(03) Project Management	1,600	435	702	0	463	94	0	0	0	0	0	94
(04) Construction	4,400	3,063	1,337	0	0	400	0	0	0	0	0	400
TOTALS	8,325	5,462	2,045	0	818	494	0	0	0	0	0	494

Funding By Source - Prior Funding						Proposed Funding						
Source	Allotments	Spent	Enc/ID-Adv	Pre-Enc	Balance	FY 2011	FY 2012	FY 2013	FY 2014	FY 2015	FY 2016	6 Yr Total
Highway Trust Fund (0320)	1,106	476	0	0	629	0	0	0	0	0	0	0
Federal (0350)	7,219	4,986	2,045	0	188	494	0	0	0	0	0	494
TOTALS	8,325	5,462	2,045	0	818	494	0	0	0	0	0	494

KA0-CDTB7- K STREET BRIDGE OVER CENTER LEG FRWY

Agency: DEPARTMENT OF TRANSPORTATION (KA0)
Implementing Agency: DEPARTMENT OF TRANSPORTATION (KA0)
Project No: CDTB7
Ward: 6
Location: K STREET, NW, & CENTER LEG FREEWAY
Status: Ongoing Subprojects
Useful Life of the Project: 30

Description:

The scope of work includes, but is not limited to feasibility and design, preparation of contract plans, specifications and cost estimates, engineering and construction management for the restoration or replacement of K Street Bridge over Center Leg Freeway [Structure No. 1143].

(Dollars in Thousands)

Funding By Phase - Prior Funding						Proposed Funding						
Phase	Allotments	Spent	Enc/ID-Adv	Pre-Enc	Balance	FY 2011	FY 2012	FY 2013	FY 2014	FY 2015	FY 2016	6 Yr Total
(01) Design	474	213	50	0	211	0	0	0	0	0	0	0
(03) Project Management	0	0	0	0	0	137	0	0	0	0	0	137
(04) Construction	0	0	0	0	0	1,638	0	0	0	0	0	1,638
TOTALS	474	213	50	0	211	1,775	0	0	0	0	0	1,775

Funding By Source - Prior Funding						Proposed Funding						
Source	Allotments	Spent	Enc/ID-Adv	Pre-Enc	Balance	FY 2011	FY 2012	FY 2013	FY 2014	FY 2015	FY 2016	6 Yr Total
Highway Trust Fund (0320)	85	23	15	0	47	527	0	0	0	0	0	527
Federal (0350)	390	190	36	0	164	1,248	0	0	0	0	0	1,248
TOTALS	474	213	50	0	211	1,775	0	0	0	0	0	1,775

KA0-CDTC1- EASTERN AVE, NE OVER KENILWORTH AVE, RDWY

Agency: DEPARTMENT OF TRANSPORTATION (KA0)
Implementing Agency: DEPARTMENT OF TRANSPORTATION (KA0)
Project No: CDTC1
Ward: 7
Location: EASTERN AVE NE OVER KENILWORTH AVE, RDW
Status: Ongoing Subprojects
Useful Life of the Project: 30

Description:

This project repairs, restores and replaces deteriorated, unsafe bridge structures, tunnels and elevated highways facilities on and off the federal aid highway system. The scope of work for Eastern Avenue, NE, bridge over Kenilworth Avenue includes, but is not limited to feasibility and design, preparation of contract plans, specifications and cost estimates, engineering and construction management for the restoration or replacement of existing bridge decks, superstructures, and substructures, tunnels and elevated highway facilities.

(Dollars in Thousands)

Funding By Phase - Prior Funding						Proposed Funding						
Phase	Allotments	Spent	Enc/ID-Adv	Pre-Enc	Balance	FY 2011	FY 2012	FY 2013	FY 2014	FY 2015	FY 2016	6 Yr Total
(01) Design	412	487	73	0	-148	0	0	0	0	0	0	0
(03) Project Management	1,483	87	1,002	0	394	250	0	0	0	0	0	250
(04) Construction	4,130	152	3,978	0	0	630	0	0	0	0	0	630
TOTALS	6,025	726	5,052	0	246	880	0	0	0	0	0	880

Funding By Source - Prior Funding						Proposed Funding						
Source	Allotments	Spent	Enc/ID-Adv	Pre-Enc	Balance	FY 2011	FY 2012	FY 2013	FY 2014	FY 2015	FY 2016	6 Yr Total
Highway Trust Fund (0320)	530	118	0	0	412	0	0	0	0	0	0	0
Federal (0350)	5,495	608	5,052	0	-165	880	0	0	0	0	0	880
TOTALS	6,025	726	5,052	0	246	880	0	0	0	0	0	880

KA0-CDTC4-16TH ST., NW OVER MILITARY RD.

Agency: DEPARTMENT OF TRANSPORTATION (KA0)
Implementing Agency: DEPARTMENT OF TRANSPORTATION (KA0)
Project No: CDTC4
Ward: 4
Location: 16TH STREET & MILITARY ROAD, NW
Status: Ongoing Subprojects
Useful Life of the Project: 30

Description:

These project replaces the existing reinforced concrete rigid frame bridge, abutments and adjoining wingwalls with prefabricated haunched and straight steel girders, deck slab, abutment and wingwalls. The scope of work includes, advertising and awarding contract on competitive bidding; upon award of contract the contractor will remove the existing bridge deck, abutment, wingwall and foundation in two phases and demolish these components into manageable sizes at a different location off of traffic in a demolition area.

(Dollars in Thousands)

Funding By Phase - Prior Funding						Proposed Funding						
Phase	Allotments	Spent	Enc/ID-Adv	Pre-Enc	Balance	FY 2011	FY 2012	FY 2013	FY 2014	FY 2015	FY 2016	6 Yr Total
(01) Design	643	610	34	0	-1	0	0	0	0	0	0	0
(03) Project Management	1,598	14	0	0	1,584	1,130	179	0	0	0	0	1,309
(04) Construction	5,191	0	0	0	5,191	3,307	524	0	0	0	0	3,832
TOTALS	7,432	624	34	0	6,774	4,437	704	0	0	0	0	5,140

Funding By Source - Prior Funding						Proposed Funding						
Source	Allotments	Spent	Enc/ID-Adv	Pre-Enc	Balance	FY 2011	FY 2012	FY 2013	FY 2014	FY 2015	FY 2016	6 Yr Total
Highway Trust Fund (0320)	1,885	70	7	0	1,808	1,317	208	0	0	0	0	1,525
Federal (0350)	5,547	555	27	0	4,965	3,120	496	0	0	0	0	3,616
TOTALS	7,432	624	34	0	6,774	4,437	704	0	0	0	0	5,140

KA0-CDTC5-16TH ST, NW OVER MILITARY RD., ROADWAY

Agency: DEPARTMENT OF TRANSPORTATION (KA0)
Implementing Agency: DEPARTMENT OF TRANSPORTATION (KA0)
Project No: CDTC5
Ward: 4
Location: 16TH STREET & MILITARY ROAD, NW
Status: Ongoing Subprojects
Useful Life of the Project: 30

Description:

This project repairs, restores and replaces deteriorated, unsafe bridge structures, tunnels and elevated highways facilities on and off the federal aid highway system. The scope of work FOR 16th Street, NW Bridge includes, but is not limited to feasibility and design, preparation of contract plans, specifications and cost estimates, engineering and construction management for the restoration or replacement of existing bridge decks, superstructures, and substructures, tunnels and elevated highway facilities. [Structure No. 209].

(Dollars in Thousands)

Funding By Phase - Prior Funding						Proposed Funding						
Phase	Allotments	Spent	Enc/ID-Adv	Pre-Enc	Balance	FY 2011	FY 2012	FY 2013	FY 2014	FY 2015	FY 2016	6 Yr Total
(01) Design	19	0	0	0	19	0	0	0	0	0	0	0
(03) Project Management	1,309	18	0	0	1,291	831	132	0	0	0	0	963
(04) Construction	4,258	0	0	0	4,258	2,972	471	0	0	0	0	3,443
TOTALS	5,586	18	0	0	5,568	3,803	603	0	0	0	0	4,406

Funding By Source - Prior Funding						Proposed Funding						
Source	Allotments	Spent	Enc/ID-Adv	Pre-Enc	Balance	FY 2011	FY 2012	FY 2013	FY 2014	FY 2015	FY 2016	6 Yr Total
Highway Trust Fund (0320)	1,333	9	0	0	1,324	970	153	0	0	0	0	1,123
Federal (0350)	4,253	9	0	0	4,243	2,833	450	0	0	0	0	3,284
TOTALS	5,586	18	0	0	5,568	3,803	603	0	0	0	0	4,406

KA0-CDTD8-H ST. NW BRIDGE OVER CENTER LEG

Agency: DEPARTMENT OF TRANSPORTATION (KA0)
Implementing Agency: DEPARTMENT OF TRANSPORTATION (KA0)
Project No: CDTD8
Ward: 2
Location: H STREET, NW & CENTER LEG FREEWAY
Status: Ongoing Subprojects
Useful Life of the Project: 30

Description:

This project repairs, restores and replaces deteriorated, unsafe bridge structures, tunnels and elevated highways facilities on and off the federal aid highway system. The scope of work for H Street NW Bridge includes, but is not limited to feasibility and design, preparation of contract plans, specifications and cost estimates, engineering and construction management for the restoration or replacement of existing bridge decks, superstructures, and substructures, tunnels and elevated highway facilities.

(Dollars in Thousands)

Funding By Phase - Prior Funding						Proposed Funding						
Phase	Allotments	Spent	Enc/ID-Adv	Pre-Enc	Balance	FY 2011	FY 2012	FY 2013	FY 2014	FY 2015	FY 2016	6 Yr Total
(03) Project Management	0	0	0	0	0	182	0	0	0	0	0	182
(04) Construction	0	0	0	0	0	3,095	0	0	0	0	0	3,095
TOTALS	0	0	0	0	0	3,277	0	0	0	0	0	3,277

Funding By Source - Prior Funding						Proposed Funding						
Source	Allotments	Spent	Enc/ID-Adv	Pre-Enc	Balance	FY 2011	FY 2012	FY 2013	FY 2014	FY 2015	FY 2016	6 Yr Total
Highway Trust Fund (0320)	0	0	0	0	0	973	0	0	0	0	0	973
Federal (0350)	0	0	0	0	0	2,304	0	0	0	0	0	2,304
TOTALS	0	0	0	0	0	3,277	0	0	0	0	0	3,277

KA0-CDTE0-9TH ST. NE BRIDGE OVER NY AVE. @AMTRAK

Agency: DEPARTMENT OF TRANSPORTATION (KA0)
Implementing Agency: DEPARTMENT OF TRANSPORTATION (KA0)
Project No: CDTE0
Ward: 5
Location: 9TH SREET NE
Status: Ongoing Subprojects
Useful Life of the Project: 20

Description:

This project repairs, restores and replaces deteriorated, unsafe bridge structures, tunnels and elevated highways facilities on and off the federal aid highway system. The scope of work includes, but is not limited to feasibility and design, preparation of contract plans, specifications and cost estimates, engineering and construction management for the restoration or replacement of existing bridge decks, superstructures, and substructures, tunnels and elevated highway facilities.

(Dollars in Thousands)

Funding By Phase - Prior Funding						Proposed Funding						
Phase	Allotments	Spent	Enc/ID-Adv	Pre-Enc	Balance	FY 2011	FY 2012	FY 2013	FY 2014	FY 2015	FY 2016	6 Yr Total
(01) Design	2,300	2,300	0	0	0	0	0	0	0	0	0	0
(03) Project Management	3,960	3,676	183	0	101	2,276	0	0	0	0	0	2,276
(04) Construction	51,584	43,045	0	7,484	1,055	3,221	0	0	0	0	0	3,221
TOTALS	57,844	49,021	183	7,484	1,156	5,496	0	0	0	0	0	5,496

Funding By Source - Prior Funding						Proposed Funding						
Source	Allotments	Spent	Enc/ID-Adv	Pre-Enc	Balance	FY 2011	FY 2012	FY 2013	FY 2014	FY 2015	FY 2016	6 Yr Total
Highway Trust Fund (0320)	11,889	10,074	37	1,497	281	1,632	0	0	0	0	0	1,632
Federal (0350)	45,955	38,947	146	5,987	875	3,865	0	0	0	0	0	3,865
TOTALS	57,844	49,021	183	7,484	1,156	5,496	0	0	0	0	0	5,496

KA0-CDTE3-14TH STREET NW (I-395) CORRIDOR STUDY, EIS

Agency: DEPARTMENT OF TRANSPORTATION (KA0)
Implementing Agency: DEPARTMENT OF TRANSPORTATION (KA0)
Project No: CDTE3
Ward:
Location: 14TH STREET NW
Status: 0
Useful Life of the Project:

Description:

Installation, modification, removal and replacement of traffic signs (roadside and overhead), cantilever sign structures, and overhead sign bridges to meet the current standards. Project is 73 % completed. Lane closures at various locations continues during installation, modification, removal and replacement of traffic signs (roadside and overhead), cantilever sign structures, and overhead sign bridges to meet the current standards.

(Dollars in Thousands)

Funding By Phase - Prior Funding						Proposed Funding						
Phase	Allotments	Spent	Enc/ID-Adv	Pre-Enc	Balance	FY 2011	FY 2012	FY 2013	FY 2014	FY 2015	FY 2016	6 Yr Total
(01) Design	500	500	0	0	0	0	0	0	0	0	0	0
(03) Project Management	241	36	0	0	206	0	0	0	0	0	0	0
(04) Construction	2,100	2,100	0	0	0	446	0	0	0	0	0	446
TOTALS	2,841	2,636	0	0	206	446	0	0	0	0	0	446

Funding By Source - Prior Funding						Proposed Funding						
Source	Allotments	Spent	Enc/ID-Adv	Pre-Enc	Balance	FY 2011	FY 2012	FY 2013	FY 2014	FY 2015	FY 2016	6 Yr Total
Highway Trust Fund (0320)	486	363	0	0	123	114	0	0	0	0	0	114
Federal (0350)	2,355	2,273	0	0	83	333	0	0	0	0	0	333
TOTALS	2,841	2,636	0	0	206	446	0	0	0	0	0	446

KA0-CI020-FY04 TRAFFIC SIGNAL CONSTRUCTION NHG

Agency: DEPARTMENT OF TRANSPORTATION (KA0)
Implementing Agency: DEPARTMENT OF TRANSPORTATION (KA0)
Project No: CI020
Ward:
Location: DISTRICT-WIDE
Status: Ongoing Subprojects
Useful Life of the Project:

Description:

Install new and modify existing traffic signals on the National Highway System. Contractor to install or modify traffic signals at various locations on the National Highway System

(Dollars in Thousands)

Funding By Phase - Prior Funding						Proposed Funding						
Phase	Allotments	Spent	Enc/ID-Adv	Pre-Enc	Balance	FY 2011	FY 2012	FY 2013	FY 2014	FY 2015	FY 2016	6 Yr Total
(03) Project Management	1,793	441	51	0	1,301	350	375	388	400	400	400	2,313
(04) Construction	4,304	3,867	435	0	2	1,050	1,100	1,150	1,200	1,200	1,200	6,900
TOTALS	6,097	4,308	486	0	1,303	1,400	1,475	1,538	1,600	1,600	1,600	9,213

Funding By Source - Prior Funding						Proposed Funding						
Source	Allotments	Spent	Enc/ID-Adv	Pre-Enc	Balance	FY 2011	FY 2012	FY 2013	FY 2014	FY 2015	FY 2016	6 Yr Total
Highway Trust Fund (0320)	319	118	0	0	200	0	0	0	0	0	0	0
Federal (0350)	5,779	4,190	486	0	1,103	1,400	1,475	1,538	1,600	1,600	1,600	9,213
TOTALS	6,097	4,308	486	0	1,303	1,400	1,475	1,538	1,600	1,600	1,600	9,213

KA0-CI021-FY04 TRAFFIC SIGNAL CONSTRUCTION STP

Agency: DEPARTMENT OF TRANSPORTATION (KA0)
Implementing Agency: DEPARTMENT OF TRANSPORTATION (KA0)
Project No: CI021
Ward:
Location: DISTRICT-WIDE
Status: Ongoing Subprojects
Useful Life of the Project:

Description:

Install new and modify existing traffic signals on the Surface Transportation Program. Contractor to install new and modify existing traffic signals at locations on the Federal-aid Surface Transportation network.

(Dollars in Thousands)

Funding By Phase - Prior Funding						Proposed Funding						
Phase	Allotments	Spent	Enc/ID-Adv	Pre-Enc	Balance	FY 2011	FY 2012	FY 2013	FY 2014	FY 2015	FY 2016	6 Yr Total
(03) Project Management	6,008	1,137	220	0	4,651	536	595	517	666	655	688	3,656
(04) Construction	19,030	14,975	4,062	0	-7	2,143	2,379	2,068	2,662	2,618	2,753	14,624
TOTALS	25,038	16,113	4,282	0	4,644	2,679	2,974	2,585	3,328	3,273	3,441	18,280

Funding By Source - Prior Funding						Proposed Funding						
Source	Allotments	Spent	Enc/ID-Adv	Pre-Enc	Balance	FY 2011	FY 2012	FY 2013	FY 2014	FY 2015	FY 2016	6 Yr Total
Highway Trust Fund (0320)	5,325	2,876	722	0	1,727	683	754	614	834	778	947	4,610
Federal (0350)	19,713	13,236	3,560	0	2,916	1,996	2,220	1,971	2,495	2,495	2,495	13,670
TOTALS	25,038	16,113	4,282	0	4,644	2,679	2,974	2,585	3,328	3,273	3,441	18,280

KA0-CI026-TRAFFIC MGMT CENTER OPERATIONS

Agency: DEPARTMENT OF TRANSPORTATION (KA0)
Implementing Agency: DEPARTMENT OF TRANSPORTATION (KA0)
Project No: CI026
Ward: 1
Location: 2000 14TH STREET, NW
Status: Ongoing Subprojects
Useful Life of the Project:



Description:

DDOT is requesting federal funds over six years to pay for the salary of in-house staff associated with transportation operations and ITS functions and a service contract for TMC equipment maintenance and software integration. The scope of work includes, but is not limited to having in-house to provide day to day operations for the traffic management center.

(Dollars in Thousands)

Funding By Phase - Prior Funding						Proposed Funding						
Phase	Allotments	Spent	Enc/ID-Adv	Pre-Enc	Balance	FY 2011	FY 2012	FY 2013	FY 2014	FY 2015	FY 2016	6 Yr Total
(04) Construction	12,125	15,522	25	0	-3,422	3,200	3,200	0	0	0	0	6,400
TOTALS	12,125	15,522	25	0	-3,422	3,200	3,200	0	0	0	0	6,400

Funding By Source - Prior Funding						Proposed Funding						
Source	Allotments	Spent	Enc/ID-Adv	Pre-Enc	Balance	FY 2011	FY 2012	FY 2013	FY 2014	FY 2015	FY 2016	6 Yr Total
Highway Trust Fund (0320)	1,049	6,368	0	0	-5,319	0	0	0	0	0	0	0
Federal (0350)	11,075	9,154	25	0	1,896	3,200	3,200	0	0	0	0	6,400
TOTALS	12,125	15,522	25	0	-3,422	3,200	3,200	0	0	0	0	6,400

KA0-CI027-TRAFFIC SIGNAL CONSULTANT DESIGN

Agency: DEPARTMENT OF TRANSPORTATION (KA0)
Implementing Agency: DEPARTMENT OF TRANSPORTATION (KA0)
Project No: CI027
Ward: 1
Location: DISTRICT-WIDE
Status: Contract agreements submitted to OCP
Useful Life of the Project:

Description:

This project will support the Traffic Signal Design Groups of DDOT Traffic Services Administration providing traffic signal system analysis and management for the city's traffic signal system. This service shall not exceed \$500,000 per year with an option for renewal for four years. This project's mission is to modify and improve vehicular and pedestrian traffic control systems such as traffic signals, channelization, signs pavement markings, and other traffic control measures on and off the Federal-aid Highway system.

(Dollars in Thousands)

Funding By Phase - Prior Funding						Proposed Funding						
Phase	Allotments	Spent	Enc/ID-Adv	Pre-Enc	Balance	FY 2011	FY 2012	FY 2013	FY 2014	FY 2015	FY 2016	6 Yr Total
(01) Design	1,327	302	186	0	839	134	0	0	0	0	0	134
TOTALS	1,327	302	186	0	839	134	0	0	0	0	0	134

Funding By Source - Prior Funding						Proposed Funding						
Source	Allotments	Spent	Enc/ID-Adv	Pre-Enc	Balance	FY 2011	FY 2012	FY 2013	FY 2014	FY 2015	FY 2016	6 Yr Total
Highway Trust Fund (0320)	224	55	31	0	138	34	0	0	0	0	0	34
Federal (0350)	1,102	247	155	0	701	100	0	0	0	0	0	100
TOTALS	1,327	302	186	0	839	134	0	0	0	0	0	134

KA0-CI028-TRAFFIC SIGNAL SYSTEMS ANALYSIS AND MANAGEMENT

Agency: DEPARTMENT OF TRANSPORTATION (KA0)
Implementing Agency: DEPARTMENT OF TRANSPORTATION (KA0)
Project No: CI028
Ward:
Location: DISTRICT-WIDE
Status: Ongoing Subprojects
Useful Life of the Project:

Description:

This project will provide traffic signal system analysis and management for the city's traffic signal system. The amount of this service shall not exceed \$500,000 per year with an option for renewal for four years. This project's mission is to modify and improve vehicular and pedestrian traffic control systems such as traffic signals, channelization, signs pavement markings, and other traffic control measures on and off the Federal-aid Highway system.

(Dollars in Thousands)

Funding By Phase - Prior Funding						Proposed Funding						
Phase	Allotments	Spent	Enc/ID-Adv	Pre-Enc	Balance	FY 2011	FY 2012	FY 2013	FY 2014	FY 2015	FY 2016	6 Yr Total
(01) Design	889	345	31	0	513	134	0	0	0	0	0	134
TOTALS	889	345	31	0	513	134	0	0	0	0	0	134

Funding By Source - Prior Funding						Proposed Funding						
Source	Allotments	Spent	Enc/ID-Adv	Pre-Enc	Balance	FY 2011	FY 2012	FY 2013	FY 2014	FY 2015	FY 2016	6 Yr Total
Highway Trust Fund (0320)	151	91	5	0	55	34	0	0	0	0	0	34
Federal (0350)	737	254	25	0	458	100	0	0	0	0	0	100
TOTALS	889	345	31	0	513	134	0	0	0	0	0	134

KA0-CI029-STP-8888-226 TRUCK SIZE & WEIGHT

Agency: DEPARTMENT OF TRANSPORTATION (KA0)
Implementing Agency: DEPARTMENT OF TRANSPORTATION (KA0)
Project No: CI029
Ward:
Location: DISTRICT-WIDE
Status: New
Useful Life of the Project:

Description:

Design and develop Truck Size and Weight Enforcement Database and tracking system to include weight information as required by the Code of Federal Regulations #23 to fulfill federal standard and requirements. The scope of work includes, but is not limited to developing database for improve enforcement dat for trucks traveling along interstates of the District of Columbia.

(Dollars in Thousands)

Funding By Phase - Prior Funding						Proposed Funding						
Phase	Allotments	Spent	Enc/ID-Adv	Pre-Enc	Balance	FY 2011	FY 2012	FY 2013	FY 2014	FY 2015	FY 2016	6 Yr Total
(01) Design	194	168	2	0	24	179	198	0	0	0	0	377
TOTALS	194	168	2	0	24	179	198	0	0	0	0	377

Funding By Source - Prior Funding						Proposed Funding						
Source	Allotments	Spent	Enc/ID-Adv	Pre-Enc	Balance	FY 2011	FY 2012	FY 2013	FY 2014	FY 2015	FY 2016	6 Yr Total
Highway Trust Fund (0320)	47	28	0	0	19	46	50	0	0	0	0	96
Federal (0350)	146	140	2	0	5	133	148	0	0	0	0	281
TOTALS	194	168	2	0	24	179	198	0	0	0	0	377

KA0-CI030-STP-8888(242) UPGRD TRAFFIC COUNT

Agency: DEPARTMENT OF TRANSPORTATION (KA0)
Implementing Agency: DEPARTMENT OF TRANSPORTATION (KA0)
Project No: CI030
Ward:
Location: DISTRICT-WIDE
Status: Ongoing Subprojects
Useful Life of the Project:

Description:

To construct Permanent Traffic Counting Stations at 30 citywide locations. Nine permanent count stations to be constructed in base year. Twenty one permanent count stations to be constructed in Option Year Number 1.

(Dollars in Thousands)

Funding By Phase - Prior Funding						Proposed Funding						
Phase	Allotments	Spent	Enc/ID-Adv	Pre-Enc	Balance	FY 2011	FY 2012	FY 2013	FY 2014	FY 2015	FY 2016	6 Yr Total
(03) Project Management	2,415	98	30	0	2,287	179	0	0	0	0	0	179
(04) Construction	7,021	2,102	4,919	0	0	2,007	0	0	0	0	0	2,007
TOTALS	9,436	2,200	4,949	0	2,287	2,186	0	0	0	0	0	2,186

Funding By Source - Prior Funding						Proposed Funding						
Source	Allotments	Spent	Enc/ID-Adv	Pre-Enc	Balance	FY 2011	FY 2012	FY 2013	FY 2014	FY 2015	FY 2016	6 Yr Total
Highway Trust Fund (0320)	1,847	371	834	0	642	557	0	0	0	0	0	557
Federal (0350)	7,590	1,829	4,115	0	1,645	1,629	0	0	0	0	0	1,629
TOTALS	9,436	2,200	4,949	0	2,287	2,186	0	0	0	0	0	2,186

KA0-CI032-TRAFFIC MANAGEMENT CENTER(TMC) SPARE PARTS

Agency: DEPARTMENT OF TRANSPORTATION (KA0)
Implementing Agency: DEPARTMENT OF TRANSPORTATION (KA0)
Project No: CI032
Ward: 1
Location: 2000 14TH STREET, NW
Status: Ongoing Subprojects
Useful Life of the Project:



Description:

TMC Spare parts funds the necessary hardware and software and IT equipment to ensure reliable operations of traffic management center. The scope of work includes, but is not limited to the purchase of hardware and software.

(Dollars in Thousands)

Funding By Phase - Prior Funding						Proposed Funding						
Phase	Allotments	Spent	Enc/ID-Adv	Pre-Enc	Balance	FY 2011	FY 2012	FY 2013	FY 2014	FY 2015	FY 2016	6 Yr Total
(04) Construction	1,062	412	71	178	402	179	198	172	0	0	0	549
TOTALS	1,062	412	71	178	402	179	198	172	0	0	0	549

Funding By Source - Prior Funding						Proposed Funding						
Source	Allotments	Spent	Enc/ID-Adv	Pre-Enc	Balance	FY 2011	FY 2012	FY 2013	FY 2014	FY 2015	FY 2016	6 Yr Total
Highway Trust Fund (0320)	179	69	12	30	68	46	50	41	0	0	0	137
Federal (0350)	883	343	59	148	334	133	148	131	0	0	0	412
TOTALS	1,062	412	71	178	402	179	198	172	0	0	0	549

KA0-CI034-CITYWIDE THERMOPLASTIC PAVEMENT MARKINGS

Agency: DEPARTMENT OF TRANSPORTATION (KA0)
Implementing Agency: DEPARTMENT OF TRANSPORTATION (KA0)
Project No: CI034
Ward:
Location: DISTRICT-WIDE
Status: New
Useful Life of the Project:

Description:

To provide installation of new pavement markings and refurbishment on all STP and NHS routes throughout the District of Columbia. tbd

(Dollars in Thousands)

Funding By Phase - Prior Funding						Proposed Funding						
Phase	Allotments	Spent	Enc/ID-Adv	Pre-Enc	Balance	FY 2011	FY 2012	FY 2013	FY 2014	FY 2015	FY 2016	6 Yr Total
(03) Project Management	319	18	0	0	301	200	239	218	294	0	0	951
(04) Construction	797	0	797	0	0	800	956	872	1,176	0	0	3,804
TOTALS	1,115	18	797	0	301	1,000	1,195	1,090	1,470	0	0	4,755

Funding By Source - Prior Funding						Proposed Funding						
Source	Allotments	Spent	Enc/ID-Adv	Pre-Enc	Balance	FY 2011	FY 2012	FY 2013	FY 2014	FY 2015	FY 2016	6 Yr Total
Highway Trust Fund (0320)	0	2	0	0	-2	255	303	259	368	0	0	1,185
Federal (0350)	1,115	16	797	0	303	745	892	831	1,102	0	0	3,569
TOTALS	1,115	18	797	0	301	1,000	1,195	1,090	1,470	0	0	4,755

KA0-CI035-INTELLIGENT TRANSPORTATION SYSTEM

Agency: DEPARTMENT OF TRANSPORTATION (KA0)
Implementing Agency: DEPARTMENT OF TRANSPORTATION (KA0)
Project No: CI035
Ward: 1
Location: 2000 14TH STREET, NW
Status: Ongoing Subprojects
Useful Life of the Project:



Description:

Identify, study and design elements of Intelligent Transportation System technology for implementation on District of Columbia highways and primary routes.

(Dollars in Thousands)

Funding By Phase - Prior Funding						Proposed Funding						
Phase	Allotments	Spent	Enc/ID-Adv	Pre-Enc	Balance	FY 2011	FY 2012	FY 2013	FY 2014	FY 2015	FY 2016	6 Yr Total
(01) Design	1,500	593	907	0	0	223	248	0	0	0	0	471
TOTALS	1,500	593	907	0	0	223	248	0	0	0	0	471

Funding By Source - Prior Funding						Proposed Funding						
Source	Allotments	Spent	Enc/ID-Adv	Pre-Enc	Balance	FY 2011	FY 2012	FY 2013	FY 2014	FY 2015	FY 2016	6 Yr Total
Highway Trust Fund (0320)	300	119	181	0	0	57	63	0	0	0	0	120
Federal (0350)	1,200	475	725	0	0	166	185	0	0	0	0	351
TOTALS	1,500	593	907	0	0	223	248	0	0	0	0	471

KA0-CI036-ITS CONTROL SYSTEMS

Agency: DEPARTMENT OF TRANSPORTATION (KA0)
Implementing Agency: DEPARTMENT OF TRANSPORTATION (KA0)
Project No: CI036
Ward:
Location: DISTRICT-WIDE
Status: 0
Useful Life of the Project:

Description:

This project will develop TMC central control software and advanced traffic management functions to improve traffic management with measurable performance. The scope of work includes, but is not limited to the advancement of traffic management functions within the District of Columbia.

(Dollars in Thousands)

Funding By Phase - Prior Funding						Proposed Funding						
Phase	Allotments	Spent	Enc/ID-Adv	Pre-Enc	Balance	FY 2011	FY 2012	FY 2013	FY 2014	FY 2015	FY 2016	6 Yr Total
(01) Design	342	297	0	0	45	0	149	168	0	0	0	317
(04) Construction	0	0	0	0	0	223	1,091	1,292	1,830	436	459	5,332
TOTALS	342	297	0	0	45	223	1,239	1,460	1,830	436	459	5,649

Funding By Source - Prior Funding						Proposed Funding						
Source	Allotments	Spent	Enc/ID-Adv	Pre-Enc	Balance	FY 2011	FY 2012	FY 2013	FY 2014	FY 2015	FY 2016	6 Yr Total
Highway Trust Fund (0320)	95	50	0	0	45	57	314	347	458	104	126	1,407
Federal (0350)	247	247	0	0	0	166	925	1,113	1,372	333	333	4,242
TOTALS	342	297	0	0	45	223	1,239	1,460	1,830	436	459	5,649

KA0-CI038-TRAFFIC RECORDS COMMITTEE

Agency: DEPARTMENT OF TRANSPORTATION (KA0)
Implementing Agency: DEPARTMENT OF TRANSPORTATION (KA0)
Project No: CI038
Ward: 1
Location: DISTRICT-WIDE
Status: Contract agreements submitted to OCP
Useful Life of the Project:

Description:

Designate HSIP funds to purchase equipment for city agencies to implement the Traffic Records Strategic Plan HSIP funds to procure hardware and software to automate the traffic crash database

(Dollars in Thousands)

Funding By Phase - Prior Funding						Proposed Funding						
Phase	Allotments	Spent	Enc/ID-Adv	Pre-Enc	Balance	FY 2011	FY 2012	FY 2013	FY 2014	FY 2015	FY 2016	6 Yr Total
(01) Design	0	0	0	0	0	536	1,190	1,551	0	0	0	3,276
TOTALS	0	0	0	0	0	536	1,190	1,551	0	0	0	3,276

Funding By Source - Prior Funding						Proposed Funding						
Source	Allotments	Spent	Enc/ID-Adv	Pre-Enc	Balance	FY 2011	FY 2012	FY 2013	FY 2014	FY 2015	FY 2016	6 Yr Total
Highway Trust Fund (0320)	0	0	0	0	0	137	302	369	0	0	0	807
Federal (0350)	0	0	0	0	0	399	888	1,182	0	0	0	2,470
TOTALS	0	0	0	0	0	536	1,190	1,551	0	0	0	3,276

KA0-CI040-TRAFFIC SIGNAL RELAMPING - NHS

Agency: DEPARTMENT OF TRANSPORTATION (KA0)
Implementing Agency: DEPARTMENT OF TRANSPORTATION (KA0)
Project No: CI040
Ward:
Location: DISTRICT-WIDE
Status: New
Useful Life of the Project:

Description:

Replace Traffic and Pedestrian Signal LED Modules at all signalized intersections on the National Highway System Contractor to replace all traffic and pedestrian signal LED modules at all signalized intersections on the National Highway System

(Dollars in Thousands)

Funding By Phase - Prior Funding						Proposed Funding						
Phase	Allotments	Spent	Enc/ID-Adv	Pre-Enc	Balance	FY 2011	FY 2012	FY 2013	FY 2014	FY 2015	FY 2016	6 Yr Total
(03) Project Management	0	0	0	0	0	162	162	0	0	0	0	324
(04) Construction	0	0	0	0	0	918	918	0	0	0	0	1,836
TOTALS	0	0	0	0	0	1,080	1,080	0	0	0	0	2,160

Funding By Source - Prior Funding						Proposed Funding						
Source	Allotments	Spent	Enc/ID-Adv	Pre-Enc	Balance	FY 2011	FY 2012	FY 2013	FY 2014	FY 2015	FY 2016	6 Yr Total
Federal (0350)	0	0	0	0	0	1,080	1,080	0	0	0	0	2,160
TOTALS	0	0	0	0	0	1,080	1,080	0	0	0	0	2,160

KA0-CI041-TRAFFIC SIGNAL RELAMPING - STP

Agency: DEPARTMENT OF TRANSPORTATION (KA0)
Implementing Agency: DEPARTMENT OF TRANSPORTATION (KA0)
Project No: CI041
Ward:
Location: DISTRICT-WIDE
Status: New
Useful Life of the Project:

Description:

Replace Traffic and Pedestrian Signal LED Modules at all signalized intersections on the Surface Transportation System. Contractor to replace all traffic and pedestrian signal LED modules at all signalized intersections on the Surface Transportation System.

(Dollars in Thousands)

Funding By Phase - Prior Funding						Proposed Funding						
Phase	Allotments	Spent	Enc/ID-Adv	Pre-Enc	Balance	FY 2011	FY 2012	FY 2013	FY 2014	FY 2015	FY 2016	6 Yr Total
(03) Project Management	0	0	0	0	0	189	378	378	0	0	0	945
(04) Construction	0	0	0	0	0	1,071	2,142	2,142	0	0	0	5,355
TOTALS	0	0	0	0	0	1,260	2,520	2,520	0	0	0	6,300

Funding By Source - Prior Funding						Proposed Funding						
Source	Allotments	Spent	Enc/ID-Adv	Pre-Enc	Balance	FY 2011	FY 2012	FY 2013	FY 2014	FY 2015	FY 2016	6 Yr Total
Federal (0350)	0	0	0	0	0	1,260	2,520	2,520	0	0	0	6,300
TOTALS	0	0	0	0	0	1,260	2,520	2,520	0	0	0	6,300

KA0-CI045-VMS

Agency: DEPARTMENT OF TRANSPORTATION (KA0)
Implementing Agency: DEPARTMENT OF TRANSPORTATION (KA0)
Project No: CI045
Ward:
Location: DISTRICT-WIDE
Status: 0
Useful Life of the Project:

Description:

This project design and build centralized VMS sign system for the city to meet requirements in regular traffic operations, incident management, and emergency evacuations. tbd

(Dollars in Thousands)

Funding By Phase - Prior Funding						Proposed Funding						
Phase	Allotments	Spent	Enc/ID-Adv	Pre-Enc	Balance	FY 2011	FY 2012	FY 2013	FY 2014	FY 2015	FY 2016	6 Yr Total
(04) Construction	0	0	0	0	0	268	3,866	0	0	0	0	4,134
TOTALS	0	0	0	0	0	268	3,866	0	0	0	0	4,134

Funding By Source - Prior Funding						Proposed Funding						
Source	Allotments	Spent	Enc/ID-Adv	Pre-Enc	Balance	FY 2011	FY 2012	FY 2013	FY 2014	FY 2015	FY 2016	6 Yr Total
Highway Trust Fund (0320)	0	0	0	0	0	68	980	0	0	0	0	1,049
Federal (0350)	0	0	0	0	0	200	2,886	0	0	0	0	3,086
TOTALS	0	0	0	0	0	268	3,866	0	0	0	0	4,134

KA0-CI046-TRAFFIC SIGNAL MAINTENANCE NHS

Agency: DEPARTMENT OF TRANSPORTATION (KA0)
Implementing Agency: DEPARTMENT OF TRANSPORTATION (KA0)
Project No: CI046
Ward:
Location: DISTRICT-WIDE
Status: Ongoing Subprojects
Useful Life of the Project:

Description:

Project to modify and improve vehicular and pedestrian traffic control systems such as traffic signals, channelization, signs, pavement markings, and other traffic control measures on and off the Federal-aid Highway System. A private contractor will perform annual full service maintenance program on all traffic signals on NHS routes. Scope of work includes preventive maintenance, malfunction response signal head realignment and relamping, automated record keeping, and replacement of defective or damaged signal heads, poles, cables, foundations, conduits, and controllers.

(Dollars in Thousands)

Funding By Phase - Prior Funding						Proposed Funding						
Phase	Allotments	Spent	Enc/ID-Adv	Pre-Enc	Balance	FY 2011	FY 2012	FY 2013	FY 2014	FY 2015	FY 2016	6 Yr Total
(03) Project Management	1,063	509	0	0	555	276	307	266	343	337	0	1,529
(04) Construction	6,297	1,833	2,093	0	2,371	1,122	1,246	1,083	1,394	1,371	0	6,215
TOTALS	7,360	2,341	2,093	0	2,925	1,398	1,552	1,349	1,737	1,708	0	7,745

Funding By Source - Prior Funding						Proposed Funding						
Source	Allotments	Spent	Enc/ID-Adv	Pre-Enc	Balance	FY 2011	FY 2012	FY 2013	FY 2014	FY 2015	FY 2016	6 Yr Total
Highway Trust Fund (0320)	1,506	528	353	0	625	356	394	321	435	406	0	1,912
Federal (0350)	5,854	1,813	1,741	0	2,300	1,042	1,159	1,029	1,302	1,302	0	5,833
TOTALS	7,360	2,341	2,093	0	2,925	1,398	1,552	1,349	1,737	1,708	0	7,745

KA0-CI047-TRAFFIC SIGNAL MAINTENANCE STP

Agency: DEPARTMENT OF TRANSPORTATION (KA0)
Implementing Agency: DEPARTMENT OF TRANSPORTATION (KA0)
Project No: CI047
Ward:
Location: DISTRICT-WIDE
Status: Ongoing Subprojects
Useful Life of the Project:

Description:

This project's mission is to modify and improve vehicular and pedestrian traffic control systems such as traffic signals, channelization, signs, pavement markings, and other traffic control measures including performance of annual full service maintenance program on all traffic signals on STP routes.

(Dollars in Thousands)

Funding By Phase - Prior Funding						Proposed Funding						
Phase	Allotments	Spent	Enc/ID-Adv	Pre-Enc	Balance	FY 2011	FY 2012	FY 2013	FY 2014	FY 2015	FY 2016	6 Yr Total
(03) Project Management	3,614	1,511	0	0	2,103	859	954	829	1,067	1,049	0	4,758
(04) Construction	28,560	7,331	7,298	0	13,931	4,488	4,983	4,331	5,576	5,483	0	24,862
TOTALS	32,174	8,842	7,298	0	16,034	5,347	5,937	5,160	6,643	6,533	0	29,620

Funding By Source - Prior Funding						Proposed Funding						
Source	Allotments	Spent	Enc/ID-Adv	Pre-Enc	Balance	FY 2011	FY 2012	FY 2013	FY 2014	FY 2015	FY 2016	6 Yr Total
Highway Trust Fund (0320)	10,380	1,873	5,389	0	3,118	1,363	1,505	1,226	1,664	1,553	0	7,312
Federal (0350)	21,795	6,970	1,909	0	12,916	3,983	4,432	3,934	4,979	4,979	0	22,308
TOTALS	32,174	8,842	7,298	0	16,034	5,347	5,937	5,160	6,643	6,533	0	29,620

KA0-CI048-STP-8888(274)CW TRAF SIGNAL/DETECT DSGN CONSULTANT

Agency: DEPARTMENT OF TRANSPORTATION (KA0)
Implementing Agency: DEPARTMENT OF TRANSPORTATION (KA0)
Project No: CI048
Ward: 1
Location: DISTRICT-WIDE
Status: Contract agreements submitted to OCP
Useful Life of the Project:

Description:

Project assesses citywide vehicle detection station needs, conducts detailed design for 128 vehicles. Determine number of vehicle passing various permanent count station, occupant number, vehicle speed and class of vehicle. The contractor will provide construction services and conduct system acceptance tests.

(Dollars in Thousands)

Funding By Phase - Prior Funding						Proposed Funding						
Phase	Allotments	Spent	Enc/ID-Adv	Pre-Enc	Balance	FY 2011	FY 2012	FY 2013	FY 2014	FY 2015	FY 2016	6 Yr Total
(01) Design	884	462	353	0	69	0	0	0	0	0	0	0
(04) Construction	0	0	0	0	0	446	3,966	0	0	0	0	4,412
TOTALS	884	462	353	0	69	446	3,966	0	0	0	0	4,412

Funding By Source - Prior Funding						Proposed Funding						
Source	Allotments	Spent	Enc/ID-Adv	Pre-Enc	Balance	FY 2011	FY 2012	FY 2013	FY 2014	FY 2015	FY 2016	6 Yr Total
Highway Trust Fund (0320)	207	78	59	0	69	114	1,005	0	0	0	0	1,119
Federal (0350)	678	384	293	0	0	333	2,960	0	0	0	0	3,293
TOTALS	884	462	353	0	69	446	3,966	0	0	0	0	4,412

KA0-CI049-STP-8888(287)TRANSPORTATION MANAGEMENT

Agency: DEPARTMENT OF TRANSPORTATION (KA0)
Implementing Agency: DEPARTMENT OF TRANSPORTATION (KA0)
Project No: CI049
Ward:
Location: DISTRICT-WIDE
Status: 0
Useful Life of the Project:

Description:

Implement the recommendations of the federally mandated TSM-H report addressing needs for a state data collection and analysis organization. Procure hardware, software and equipment needed to operate a data collection and analysis organization.

(Dollars in Thousands)

Funding By Phase - Prior Funding						Proposed Funding						
Phase	Allotments	Spent	Enc/ID-Adv	Pre-Enc	Balance	FY 2011	FY 2012	FY 2013	FY 2014	FY 2015	FY 2016	6 Yr Total
(01) Design	0	0	0	0	0	45	50	0	0	0	0	94
(04) Construction	250	87	0	4	158	0	0	0	0	0	0	0
TOTALS	250	87	0	4	158	45	50	0	0	0	0	94

Funding By Source - Prior Funding						Proposed Funding						
Source	Allotments	Spent	Enc/ID-Adv	Pre-Enc	Balance	FY 2011	FY 2012	FY 2013	FY 2014	FY 2015	FY 2016	6 Yr Total
Highway Trust Fund (0320)	42	15	0	1	27	11	13	0	0	0	0	24
Federal (0350)	208	73	0	4	132	33	37	0	0	0	0	70
TOTALS	250	87	0	4	158	45	50	0	0	0	0	94

KA0-CI050-IM-8888(294) MOVEABLE BARRIER SYSTEM

Agency: DEPARTMENT OF TRANSPORTATION (KA0)
Implementing Agency: DEPARTMENT OF TRANSPORTATION (KA0)
Project No: CI050
Ward:
Location: DISTRICT-WIDE
Status: Ongoing Subprojects
Useful Life of the Project:

Description:

IM-8888(294), Moveable Barrier System - District-wide moveable barrier systems.

(Dollars in Thousands)

Funding By Phase - Prior Funding						Proposed Funding						
Phase	Allotments	Spent	Enc/ID-Adv	Pre-Enc	Balance	FY 2011	FY 2012	FY 2013	FY 2014	FY 2015	FY 2016	6 Yr Total
(03) Project Management	191	8	0	0	183	50	56	48	62	0	0	217
(04) Construction	633	442	191	0	0	251	279	242	312	0	0	1,084
TOTALS	824	450	191	0	183	302	335	290	374	0	0	1,300

Funding By Source - Prior Funding						Proposed Funding						
Source	Allotments	Spent	Enc/ID-Adv	Pre-Enc	Balance	FY 2011	FY 2012	FY 2013	FY 2014	FY 2015	FY 2016	6 Yr Total
Highway Trust Fund (0320)	142	48	19	0	75	90	99	81	109	0	0	378
Federal (0350)	682	402	172	0	108	212	236	209	265	0	0	922
TOTALS	824	450	191	0	183	302	335	290	374	0	0	1,300

KA0-CI053-STP-8888(288)WEIGHINMOTION EQUIPMENT

Agency: DEPARTMENT OF TRANSPORTATION (KA0)
Implementing Agency: DEPARTMENT OF TRANSPORTATION (KA0)
Project No: CI053
Ward: 1
Location: DW
Status: Contract agreements submitted to OCP
Useful Life of the Project:

Description:

Repair and operate Weigh-in-Motion Equipment This project involves the assessment of the condition of the three old currently non-working Weigh-in-Motion equipments, make them operational, and operate them for a year period. Consultant will review the data collected and regularly provide to the District while maintaining the equipment and keep them operational through out the contract.

(Dollars in Thousands)

Funding By Phase - Prior Funding						Proposed Funding						
Phase	Allotments	Spent	Enc/ID-Adv	Pre-Enc	Balance	FY 2011	FY 2012	FY 2013	FY 2014	FY 2015	FY 2016	6 Yr Total
(04) Construction	317	195	103	0	19	182	0	0	0	0	0	182
TOTALS	317	195	103	0	19	182	0	0	0	0	0	182

Funding By Source - Prior Funding						Proposed Funding						
Source	Allotments	Spent	Enc/ID-Adv	Pre-Enc	Balance	FY 2011	FY 2012	FY 2013	FY 2014	FY 2015	FY 2016	6 Yr Total
Highway Trust Fund (0320)	53	33	17	0	3	54	0	0	0	0	0	54
Federal (0350)	263	162	85	0	16	128	0	0	0	0	0	128
TOTALS	317	195	103	0	19	182	0	0	0	0	0	182

KA0-CI055-TRAFFIC OPERATIONS IMPRVS

Agency: DEPARTMENT OF TRANSPORTATION (KA0)
Implementing Agency: DEPARTMENT OF TRANSPORTATION (KA0)
Project No: CI055
Ward:
Location: DISTRICT-WIDE
Status: New
Useful Life of the Project:

Description:

TRAFFIC IMPRVS FOR THE DISTRICT.

(Dollars in Thousands)

Funding By Phase - Prior Funding						Proposed Funding						
Phase	Allotments	Spent	Enc/ID-Adv	Pre-Enc	Balance	FY 2011	FY 2012	FY 2013	FY 2014	FY 2015	FY 2016	6 Yr Total
(01) Design	838	0	0	0	838	446	0	0	0	0	0	446
TOTALS	838	0	0	0	838	446	0	0	0	0	0	446

Funding By Source - Prior Funding						Proposed Funding						
Source	Allotments	Spent	Enc/ID-Adv	Pre-Enc	Balance	FY 2011	FY 2012	FY 2013	FY 2014	FY 2015	FY 2016	6 Yr Total
Highway Trust Fund (0320)	838	0	0	0	838	114	0	0	0	0	0	114
Federal (0350)	0	0	0	0	0	333	0	0	0	0	0	333
TOTALS	838	0	0	0	838	446	0	0	0	0	0	446

KA0-CI056-ARA8888(327) UNINTERUPTABLE POWER SUPPLY (UPS)

Agency: DEPARTMENT OF TRANSPORTATION (KA0)
Implementing Agency: DEPARTMENT OF TRANSPORTATION (KA0)
Project No: CI056
Ward: 1
Location: District-wide
Status: Contract agreements submitted to OCP
Useful Life of the Project:

Description:
ARRA Project - To provide up to 8 hours Uninterruptable Power Supply for critical intersections

(Dollars in Thousands)

Funding By Phase - Prior Funding						Proposed Funding						
Phase	Allotments	Spent	Enc/ID-Adv	Pre-Enc	Balance	FY 2011	FY 2012	FY 2013	FY 2014	FY 2015	FY 2016	6 Yr Total
(03) Project Management	500	33	0	0	467	128	0	0	0	0	0	128
(04) Construction	1,251	21	1,230	0	0	523	0	0	0	0	0	523
TOTALS	1,751	54	1,230	0	467	651	0	0	0	0	0	651

Funding By Source - Prior Funding						Proposed Funding						
Source	Allotments	Spent	Enc/ID-Adv	Pre-Enc	Balance	FY 2011	FY 2012	FY 2013	FY 2014	FY 2015	FY 2016	6 Yr Total
Highway Trust Fund (0320)	0	5	0	0	-5	0	0	0	0	0	0	0
Federal (0350)	1,751	50	1,230	0	472	651	0	0	0	0	0	651
TOTALS	1,751	54	1,230	0	467	651	0	0	0	0	0	651

KA0-CI057-TRAFFIC SIGNAL SYS. SOFTWARE

Agency: DEPARTMENT OF TRANSPORTATION (KA0)
Implementing Agency: DEPARTMENT OF TRANSPORTATION (KA0)
Project No: CI057
Ward:
Location: DISTRICT-WIDE
Status: New
Useful Life of the Project:

Description:
SOFTWARE FOR TRAFFIC SIGNALS.

(Dollars in Thousands)

Funding By Phase - Prior Funding						Proposed Funding						
Phase	Allotments	Spent	Enc/ID-Adv	Pre-Enc	Balance	FY 2011	FY 2012	FY 2013	FY 2014	FY 2015	FY 2016	6 Yr Total
(03) Project Management	124	0	0	0	124	228	0	0	0	0	0	228
TOTALS	124	0	0	0	124	228	0	0	0	0	0	228

Funding By Source - Prior Funding						Proposed Funding						
Source	Allotments	Spent	Enc/ID-Adv	Pre-Enc	Balance	FY 2011	FY 2012	FY 2013	FY 2014	FY 2015	FY 2016	6 Yr Total
Highway Trust Fund (0320)	124	0	0	0	124	68	0	0	0	0	0	68
Federal (0350)	0	0	0	0	0	160	0	0	0	0	0	160
TOTALS	124	0	0	0	124	228	0	0	0	0	0	228

KA0-CI058-WIM STATIONS MAINT. CONTRACT

Agency: DEPARTMENT OF TRANSPORTATION (KA0)
Implementing Agency: DEPARTMENT OF TRANSPORTATION (KA0)
Project No: CI058
Ward:
Location: DISTRICT-WIDE
Status: Ongoing Subprojects
Useful Life of the Project:

Description:
 WEINGH-IN MOTION STATIONS MAINTENEANCE CONTRACT.

(Dollars in Thousands)

Funding By Phase - Prior Funding						Proposed Funding						
Phase	Allotments	Spent	Enc/ID-Adv	Pre-Enc	Balance	FY 2011	FY 2012	FY 2013	FY 2014	FY 2015	FY 2016	6 Yr Total
(04) Construction	140	0	0	0	140	455	0	0	0	0	0	455
TOTALS	140	0	0	0	140	455	0	0	0	0	0	455

Funding By Source - Prior Funding						Proposed Funding						
Source	Allotments	Spent	Enc/ID-Adv	Pre-Enc	Balance	FY 2011	FY 2012	FY 2013	FY 2014	FY 2015	FY 2016	6 Yr Total
Highway Trust Fund (0320)	140	0	0	0	140	135	0	0	0	0	0	135
Federal (0350)	0	0	0	0	0	320	0	0	0	0	0	320
TOTALS	140	0	0	0	140	455	0	0	0	0	0	455

KA0-CI060-CAPTOP PHASE II

Agency: DEPARTMENT OF TRANSPORTATION (KA0)
Implementing Agency: DEPARTMENT OF TRANSPORTATION (KA0)
Project No: CI060
Ward: 1
Location: Citywide
Status: Contract agreements submitted to OCP
Useful Life of the Project:

Description:
 CapTOP Phase II

(Dollars in Thousands)

Funding By Phase - Prior Funding						Proposed Funding						
Phase	Allotments	Spent	Enc/ID-Adv	Pre-Enc	Balance	FY 2011	FY 2012	FY 2013	FY 2014	FY 2015	FY 2016	6 Yr Total
(03) Project Management	0	0	0	0	0	134	297	129	0	0	0	561
(04) Construction	0	0	0	0	0	268	2,379	431	444	436	459	4,417
TOTALS	0	0	0	0	0	402	2,677	560	444	436	459	4,978

Funding By Source - Prior Funding						Proposed Funding						
Source	Allotments	Spent	Enc/ID-Adv	Pre-Enc	Balance	FY 2011	FY 2012	FY 2013	FY 2014	FY 2015	FY 2016	6 Yr Total
Highway Trust Fund (0320)	0	0	0	0	0	102	679	133	111	104	126	1,255
Federal (0350)	0	0	0	0	0	299	1,998	427	333	333	333	3,722
TOTALS	0	0	0	0	0	402	2,677	560	444	436	459	4,978

KA0-CI061-IT STRATEGIC PLAN

Agency: DEPARTMENT OF TRANSPORTATION (KA0)
Implementing Agency: DEPARTMENT OF TRANSPORTATION (KA0)
Project No: CI061
Ward: 1
Location: Citywide
Status: Contract agreements submitted to OCP
Useful Life of the Project:

Description:

ITS Strategic Plan and actions

(Dollars in Thousands)

Funding By Phase - Prior Funding						Proposed Funding						
Phase	Allotments	Spent	Enc/ID-Adv	Pre-Enc	Balance	FY 2011	FY 2012	FY 2013	FY 2014	FY 2015	FY 2016	6 Yr Total
(01) Design	0	0	0	0	0	268	991	862	1,109	545	0	3,776
TOTALS	0	0	0	0	0	268	991	862	1,109	545	0	3,776

Funding By Source - Prior Funding						Proposed Funding						
Source	Allotments	Spent	Enc/ID-Adv	Pre-Enc	Balance	FY 2011	FY 2012	FY 2013	FY 2014	FY 2015	FY 2016	6 Yr Total
Highway Trust Fund (0320)	0	0	0	0	0	68	251	205	278	130	0	932
Federal (0350)	0	0	0	0	0	200	740	657	832	416	0	2,844
TOTALS	0	0	0	0	0	268	991	862	1,109	545	0	3,776

KA0-CK002- FIRST STREET, NE, K STREET TO NEW YORK AVENUE

Agency: DEPARTMENT OF TRANSPORTATION (KA0)
Implementing Agency: DEPARTMENT OF TRANSPORTATION (KA0)
Project No: CK002
Ward: 6
Location: 1ST STREET & K STREET NE
Status: Ongoing Subprojects
Useful Life of the Project: 30

Description:

This project reconstructs streets and highways on the Federal-aid Highway System. Total roadway reconstruction is required when the highway pavement has reached the end of its useful life and can no longer be resurfaced. The scope of work includes the preparation of plans, specifications and estimates to reconstruct roadway with PCC pavement and soils base; granite curbs, PCC gutters and wheelchair ramps.

(Dollars in Thousands)

Funding By Phase - Prior Funding						Proposed Funding						
Phase	Allotments	Spent	Enc/ID-Adv	Pre-Enc	Balance	FY 2011	FY 2012	FY 2013	FY 2014	FY 2015	FY 2016	6 Yr Total
(01) Design	498	458	79	0	-40	0	0	0	0	0	0	0
(03) Project Management	2	0	0	0	2	0	0	4,308	0	0	0	4,308
(04) Construction	12	0	0	0	12	0	0	6,032	0	0	0	6,032
TOTALS	511	458	79	0	-26	0	0	10,340	0	0	0	10,340

Funding By Source - Prior Funding						Proposed Funding						
Source	Allotments	Spent	Enc/ID-Adv	Pre-Enc	Balance	FY 2011	FY 2012	FY 2013	FY 2014	FY 2015	FY 2016	6 Yr Total
Highway Trust Fund (0320)	14	16	0	0	-2	0	0	2,457	0	0	0	2,457
Federal (0350)	498	442	79	0	-24	0	0	7,883	0	0	0	7,883
TOTALS	511	458	79	0	-26	0	0	10,340	0	0	0	10,340

KA0-CK026-RECONSTRUCTION OF COLUMBUS CIRCLE

Agency: DEPARTMENT OF TRANSPORTATION (KA0)
Implementing Agency: DEPARTMENT OF TRANSPORTATION (KA0)
Project No: CK026
Ward: 6
Location: COLUMBUS CIRCLE
Status: Ongoing Subprojects
Useful Life of the Project:

Description:

This plan is to develop an ITC project at this location to improve safety of pedestrians, better traffic flow and enhance the landscape in the islands. Mill and resurface the roadway, install new lights, widen the new sidewalks with new ADA ramps for access. Build a new exit surface ramp for buses as well vehicular traffic.

(Dollars in Thousands)

Funding By Phase - Prior Funding						Proposed Funding						
Phase	Allotments	Spent	Enc/ID-Adv	Pre-Enc	Balance	FY 2011	FY 2012	FY 2013	FY 2014	FY 2015	FY 2016	6 Yr Total
(01) Design	778	789	8	0	-19	0	0	0	0	0	0	0
(03) Project Management	703	172	3	0	528	527	0	0	0	0	0	527
(04) Construction	3,982	0	0	0	3,982	3,922	0	0	0	0	0	3,922
TOTALS	5,463	961	11	0	4,491	4,449	0	0	0	0	0	4,449

Funding By Source - Prior Funding						Proposed Funding						
Source	Allotments	Spent	Enc/ID-Adv	Pre-Enc	Balance	FY 2011	FY 2012	FY 2013	FY 2014	FY 2015	FY 2016	6 Yr Total
Federal (0350)	5,463	961	11	0	4,491	4,449	0	0	0	0	0	4,449
TOTALS	5,463	961	11	0	4,491	4,449	0	0	0	0	0	4,449

KA0-CKT16-BROAD BRANCH RD, LINNEAN-BEACH

Agency: DEPARTMENT OF TRANSPORTATION (KA0)
Implementing Agency: DEPARTMENT OF TRANSPORTATION (KA0)
Project No: CKT16
Ward: 3
Location: BROAD BRANCH ROAD, NW
Status: Ongoing Subprojects
Useful Life of the Project: 30

Description:

This project reconstructs streets and highways on the Federal aid highway system. Total roadway reconstruction is required when the highway pavement has reached the end of its useful life and can no longer be resurfaced.

(Dollars in Thousands)

Funding By Phase - Prior Funding						Proposed Funding						
Phase	Allotments	Spent	Enc/ID-Adv	Pre-Enc	Balance	FY 2011	FY 2012	FY 2013	FY 2014	FY 2015	FY 2016	6 Yr Total
(01) Design	1,459	1,301	13	0	145	437	446	0	0	0	0	883
(03) Project Management	0	0	0	0	0	0	0	414	799	0	0	1,212
(04) Construction	0	0	0	0	0	0	0	2,688	5,192	0	0	7,880
TOTALS	1,459	1,301	13	0	145	437	446	3,102	5,991	0	0	9,976

Funding By Source - Prior Funding						Proposed Funding						
Source	Allotments	Spent	Enc/ID-Adv	Pre-Enc	Balance	FY 2011	FY 2012	FY 2013	FY 2014	FY 2015	FY 2016	6 Yr Total
Highway Trust Fund (0320)	75	35	3	0	37	112	113	737	1,500	0	0	2,462
Federal (0350)	1,384	1,267	10	0	107	326	333	2,365	4,490	0	0	7,514
TOTALS	1,459	1,301	13	0	145	437	446	3,102	5,991	0	0	9,976

KA0-CKT37-2ND STREET S.E. , A STREET TO INDEPENDENCE AVENUE

Agency: DEPARTMENT OF TRANSPORTATION (KA0)
Implementing Agency: DEPARTMENT OF TRANSPORTATION (KA0)
Project No: CKT37
Ward: 6
Location: 2ND STREET SE AND INDEPENDENCE AVENUE SE
Status: Under design review
Useful Life of the Project: 20

Description:

This project reconstructs streets and highways on the Federal aid highway system. Total roadway reconstruction of 2nd Street SE, A Street to Independence Avenue is required when the highway pavement has reached the end of its useful life and can no longer be resurfaced.

(Dollars in Thousands)

Funding By Phase - Prior Funding						Proposed Funding						
Phase	Allotments	Spent	Enc/ID-Adv	Pre-Enc	Balance	FY 2011	FY 2012	FY 2013	FY 2014	FY 2015	FY 2016	6 Yr Total
(01) Design	231	207	0	0	24	0	0	0	0	0	0	0
(03) Project Management	0	0	0	0	0	67	0	0	0	0	0	67
(04) Construction	84	0	0	0	84	670	0	0	0	0	0	670
TOTALS	315	207	0	0	109	737	0	0	0	0	0	737

Funding By Source - Prior Funding						Proposed Funding						
Source	Allotments	Spent	Enc/ID-Adv	Pre-Enc	Balance	FY 2011	FY 2012	FY 2013	FY 2014	FY 2015	FY 2016	6 Yr Total
Highway Trust Fund (0320)	84	0	0	0	84	188	0	0	0	0	0	188
Federal (0350)	231	207	0	0	24	549	0	0	0	0	0	549
TOTALS	315	207	0	0	109	737	0	0	0	0	0	737

KA0-CKT76-RECONST OF 18TH ST N.W., P- S ST

Agency: DEPARTMENT OF TRANSPORTATION (KA0)
Implementing Agency: DEPARTMENT OF TRANSPORTATION (KA0)
Project No: CKT76
Ward: 2
Location: 18TH STREET, NW
Status: Ongoing Subprojects
Useful Life of the Project: 30

Description:

This project reconstructs streets and highways on the Federal aid highway system. Total roadway reconstruction is required when the highway pavement has reached the end of its useful life and can no longer be resurfaced.

(Dollars in Thousands)

Funding By Phase - Prior Funding						Proposed Funding						
Phase	Allotments	Spent	Enc/ID-Adv	Pre-Enc	Balance	FY 2011	FY 2012	FY 2013	FY 2014	FY 2015	FY 2016	6 Yr Total
(01) Design	721	658	0	0	63	0	0	0	0	0	0	0
(03) Project Management	1,762	259	1,129	0	374	300	0	0	0	0	0	300
(04) Construction	7,581	694	5,173	0	1,715	960	0	0	0	0	0	960
TOTALS	10,064	1,611	6,302	0	2,152	1,260	0	0	0	0	0	1,260

Funding By Source - Prior Funding						Proposed Funding						
Source	Allotments	Spent	Enc/ID-Adv	Pre-Enc	Balance	FY 2011	FY 2012	FY 2013	FY 2014	FY 2015	FY 2016	6 Yr Total
Highway Trust Fund (0320)	1,884	606	995	0	284	0	0	0	0	0	0	0
Federal (0350)	8,180	1,005	5,307	0	1,868	1,260	0	0	0	0	0	1,260
TOTALS	10,064	1,611	6,302	0	2,152	1,260	0	0	0	0	0	1,260

KA0-CKT96-HISTORIC STREET AND ALLEY CW

Agency: DEPARTMENT OF TRANSPORTATION (KA0)
Implementing Agency: DEPARTMENT OF TRANSPORTATION (KA0)
Project No: CKT96
Ward:
Location: VARIOUS
Status: Under design
Useful Life of the Project: 30

Description:

The District of Columbia Department of Transportation proposes to initiate a new federally funded Historic Street and Alley Program for streets and alleys that are not on the federal-aid highway system. Federal Enhancement funds will be used to preserve streets and alleys in historic Districts that serve public multi-modal transportation needs.

(Dollars in Thousands)

Funding By Phase - Prior Funding						Proposed Funding						
Phase	Allotments	Spent	Enc/ID-Adv	Pre-Enc	Balance	FY 2011	FY 2012	FY 2013	FY 2014	FY 2015	FY 2016	6 Yr Total
(01) Design	1,143	859	151	0	133	0	0	0	0	0	0	0
(03) Project Management	0	0	0	0	0	731	232	0	0	0	0	963
(04) Construction	0	0	0	0	0	4,894	1,553	0	0	0	0	6,446
TOTALS	1,143	859	151	0	133	5,625	1,784	0	0	0	0	7,409

Funding By Source - Prior Funding						Proposed Funding						
Source	Allotments	Spent	Enc/ID-Adv	Pre-Enc	Balance	FY 2011	FY 2012	FY 2013	FY 2014	FY 2015	FY 2016	6 Yr Total
Highway Trust Fund (0320)	179	170	30	0	-21	1,434	452	0	0	0	0	1,887
Federal (0350)	964	689	121	0	154	4,191	1,332	0	0	0	0	5,523
TOTALS	1,143	859	151	0	133	5,625	1,784	0	0	0	0	7,409

KA0-CKTB0- NEB.AVE N.W. NEVADA .AVE. TO MILITARY RD.

Agency: DEPARTMENT OF TRANSPORTATION (KA0)
Implementing Agency: DEPARTMENT OF TRANSPORTATION (KA0)
Project No: CKTB0
Ward: 4
Location: NEBRASKA AVENUE, NW
Status: Ongoing Subprojects
Useful Life of the Project: 30

Description:

This project reconstructs streets and highways on the Federal aid highway system. Total roadway reconstruction is required when the highway pavement has reached the end of its useful life and can no longer be resurfaced.

(Dollars in Thousands)

Funding By Phase - Prior Funding						Proposed Funding						
Phase	Allotments	Spent	Enc/ID-Adv	Pre-Enc	Balance	FY 2011	FY 2012	FY 2013	FY 2014	FY 2015	FY 2016	6 Yr Total
(01) Design	375	521	62	0	-208	9	0	0	0	0	0	9
(03) Project Management	0	0	0	0	0	134	347	0	0	0	0	481
(04) Construction	0	0	0	0	0	1,071	2,776	0	0	0	0	3,847
TOTALS	375	521	62	0	-208	1,214	3,123	0	0	0	0	4,337

Funding By Source - Prior Funding						Proposed Funding						
Source	Allotments	Spent	Enc/ID-Adv	Pre-Enc	Balance	FY 2011	FY 2012	FY 2013	FY 2014	FY 2015	FY 2016	6 Yr Total
Highway Trust Fund (0320)	52	168	50	0	-166	310	792	0	0	0	0	1,101
Federal (0350)	323	353	12	0	-43	905	2,331	0	0	0	0	3,236
TOTALS	375	521	62	0	-208	1,214	3,123	0	0	0	0	4,337

KA0-CKTB4-BENNING ROAD NE - 16TH ST. TO OKLAHOMA

Agency: DEPARTMENT OF TRANSPORTATION (KA0)
Implementing Agency: DEPARTMENT OF TRANSPORTATION (KA0)
Project No: CKTB4
Ward: 7
Location: BENNING ROAD, NE
Status: Ongoing Subprojects
Useful Life of the Project: 20

Description:

This project reconstructs streets and highways on the Federal aid highway system. Total roadway reconstruction is required when the highway pavement has reached the end of its useful life and can no longer be resurfaced. Reconstruction of Benning Road, Traffic safety improvement, street escape, curb and gutter and sidewalk, traffic signal, street light, storm water management system, new utilities and track for street car.

(Dollars in Thousands)

Funding By Phase - Prior Funding						Proposed Funding						
Phase	Allotments	Spent	Enc/ID-Adv	Pre-Enc	Balance	FY 2011	FY 2012	FY 2013	FY 2014	FY 2015	FY 2016	6 Yr Total
(01) Design	1,376	1,350	12	0	14	0	0	0	0	0	0	0
(03) Project Management	7,995	4,891	564	0	2,541	446	0	0	0	0	0	446
(04) Construction	26,655	24,413	2,232	0	10	2,009	0	0	0	0	0	2,009
TOTALS	36,026	30,654	2,808	0	2,564	2,455	0	0	0	0	0	2,455

Funding By Source - Prior Funding						Proposed Funding						
Source	Allotments	Spent	Enc/ID-Adv	Pre-Enc	Balance	FY 2011	FY 2012	FY 2013	FY 2014	FY 2015	FY 2016	6 Yr Total
Highway Trust Fund (0320)	11,142	7,964	885	0	2,293	626	0	0	0	0	0	626
Federal (0350)	24,883	22,690	1,923	0	271	1,829	0	0	0	0	0	1,829
TOTALS	36,026	30,654	2,808	0	2,564	2,455	0	0	0	0	0	2,455

KA0-CKTB5- BENNING RD. N.E. ANACOSTIA AVE. TO 42ND ST.

Agency: DEPARTMENT OF TRANSPORTATION (KA0)
Implementing Agency: DEPARTMENT OF TRANSPORTATION (KA0)
Project No: CKTB5
Ward: 7
Location: BENNING ROAD, NE
Status: Ongoing Subprojects
Useful Life of the Project: 30

Description:

This project reconstructs streets and highways on the Federal aid highway system. Total roadway reconstruction is required when the highway pavement has reached the end of its useful life and can no longer be resurfaced.

(Dollars in Thousands)

Funding By Phase - Prior Funding						Proposed Funding						
Phase	Allotments	Spent	Enc/ID-Adv	Pre-Enc	Balance	FY 2011	FY 2012	FY 2013	FY 2014	FY 2015	FY 2016	6 Yr Total
(01) Design	1,072	1,087	35	0	-50	0	0	0	0	0	0	0
(03) Project Management	0	0	0	0	0	596	1,322	0	0	0	0	1,917
(04) Construction	0	0	0	0	0	2,679	5,948	0	0	0	0	8,627
TOTALS	1,072	1,087	35	0	-50	3,274	7,270	0	0	0	0	10,544

Funding By Source - Prior Funding						Proposed Funding						
Source	Allotments	Spent	Enc/ID-Adv	Pre-Enc	Balance	FY 2011	FY 2012	FY 2013	FY 2014	FY 2015	FY 2016	6 Yr Total
Highway Trust Fund (0320)	116	121	6	0	-11	835	1,843	0	0	0	0	2,678
Federal (0350)	956	965	29	0	-38	2,439	5,427	0	0	0	0	7,866
TOTALS	1,072	1,087	35	0	-50	3,274	7,270	0	0	0	0	10,544

KA0-CM010-DOWNTOWN CIRCULATOR BUS SYS. 7TH TO 9TH STS., N.W.

Agency: DEPARTMENT OF TRANSPORTATION (KA0)
Implementing Agency: DEPARTMENT OF TRANSPORTATION (KA0)
Project No: CM010
Ward:
Location: CIRCULATOR ROUTE
Status: New
Useful Life of the Project: 30

Description:

This project is the purchase and rehabilitation of Circulator buses and related equipment for the Circulator program. Procurement of 5 vehicles for route expansion and maintain route capacity during mid life rehabilitation of the existing fleet.

(Dollars in Thousands)

Funding By Phase - Prior Funding						Proposed Funding						
Phase	Allotments	Spent	Enc/ID-Adv	Pre-Enc	Balance	FY 2011	FY 2012	FY 2013	FY 2014	FY 2015	FY 2016	6 Yr Total
(04) Construction	0	0	0	0	0	0	758	438	0	0	0	1,195
TOTALS	0	0	0	0	0	0	758	438	0	0	0	1,195

Funding By Source - Prior Funding						Proposed Funding						
Source	Allotments	Spent	Enc/ID-Adv	Pre-Enc	Balance	FY 2011	FY 2012	FY 2013	FY 2014	FY 2015	FY 2016	6 Yr Total
Highway Trust Fund (0320)	0	0	0	0	0	0	224	122	0	0	0	345
Federal (0350)	0	0	0	0	0	0	534	316	0	0	0	850
TOTALS	0	0	0	0	0	0	758	438	0	0	0	1,195

KA0-CM023-BIKE SHARING PROGRAM

Agency: DEPARTMENT OF TRANSPORTATION (KA0)
Implementing Agency: DEPARTMENT OF TRANSPORTATION (KA0)
Project No: CM023
Ward:
Location: DISTRICT-WIDE
Status: New
Useful Life of the Project:

Description:

SmartBike is a bicycle rental program similar to car sharing. Educate and communicate the benefits of bike sharing to residents. Operate the program. Bike sharing is a unique form of bike rental. A bike sharing system allows city residents and visitors to rent a bicycle at one of several unmanned, automated parking racks. The customer pays the rental fee with a credit card or similar form of payment.

(Dollars in Thousands)

Funding By Phase - Prior Funding						Proposed Funding						
Phase	Allotments	Spent	Enc/ID-Adv	Pre-Enc	Balance	FY 2011	FY 2012	FY 2013	FY 2014	FY 2015	FY 2016	6 Yr Total
(03) Project Management	250	114	0	0	136	0	74	0	0	0	0	74
(04) Construction	6,482	0	6,482	0	0	446	1,983	2,068	1,109	1,091	1,147	7,845
TOTALS	6,732	114	6,482	0	136	446	2,057	2,068	1,109	1,091	1,147	7,919

Funding By Source - Prior Funding						Proposed Funding						
Source	Allotments	Spent	Enc/ID-Adv	Pre-Enc	Balance	FY 2011	FY 2012	FY 2013	FY 2014	FY 2015	FY 2016	6 Yr Total
Highway Trust Fund (0320)	1,123	45	1,092	0	-14	114	522	491	278	259	316	1,980
Federal (0350)	5,609	69	5,390	0	150	333	1,536	1,577	832	832	832	5,939
TOTALS	6,732	114	6,482	0	136	446	2,057	2,068	1,109	1,091	1,147	7,919

KA0-CM031-PEDESTRIAN MANAGEMENT PROGRAM

Agency: DEPARTMENT OF TRANSPORTATION (KA0)
Implementing Agency: DEPARTMENT OF TRANSPORTATION (KA0)
Project No: CM031
Ward:
Location: DISTRICT-WIDE
Status: Ongoing Subprojects
Useful Life of the Project:

Description:

Increase pedestrian access and safety by review transportation and real estate plans, outreach and education to pedestrians and motorists, training staff and consultants on pedestrian issues.

(Dollars in Thousands)

Funding By Phase - Prior Funding						Proposed Funding						
Phase	Allotments	Spent	Enc/ID-Adv	Pre-Enc	Balance	FY 2011	FY 2012	FY 2013	FY 2014	FY 2015	FY 2016	6 Yr Total
(01) Design	445	586	0	0	-141	91	101	88	113	111	117	621
TOTALS	445	586	0	0	-141	91	101	88	113	111	117	621

Funding By Source - Prior Funding						Proposed Funding						
Source	Allotments	Spent	Enc/ID-Adv	Pre-Enc	Balance	FY 2011	FY 2012	FY 2013	FY 2014	FY 2015	FY 2016	6 Yr Total
Highway Trust Fund (0320)	129	276	0	0	-147	27	30	24	33	31	37	182
Federal (0350)	316	310	0	0	6	64	71	63	80	80	80	438
TOTALS	445	586	0	0	-141	91	101	88	113	111	117	621

KA0-CM055-SAFE ROUTES TO SCHOOLS

Agency: DEPARTMENT OF TRANSPORTATION (KA0)
Implementing Agency: DEPARTMENT OF TRANSPORTATION (KA0)
Project No: CM055
Ward:
Location: DISTRICT-WIDE
Status: Ongoing Subprojects
Useful Life of the Project:

Description:

Improvements to signals, signage, cross-walks, sidewalks, etc. to allow safe access for students, parents, and residents.

(Dollars in Thousands)

Funding By Phase - Prior Funding						Proposed Funding						
Phase	Allotments	Spent	Enc/ID-Adv	Pre-Enc	Balance	FY 2011	FY 2012	FY 2013	FY 2014	FY 2015	FY 2016	6 Yr Total
(01) Design	0	0	0	0	0	91	101	88	113	111	117	621
(03) Project Management	522	29	0	0	494	36	40	35	45	44	47	248
(04) Construction	1,493	1,493	0	0	0	328	364	315	407	399	423	2,235
TOTALS	2,015	1,522	0	0	494	455	505	438	565	554	587	3,104

Funding By Source - Prior Funding						Proposed Funding						
Source	Allotments	Spent	Enc/ID-Adv	Pre-Enc	Balance	FY 2011	FY 2012	FY 2013	FY 2014	FY 2015	FY 2016	6 Yr Total
Highway Trust Fund (0320)	0	29	0	0	-29	135	149	122	165	154	187	912
Federal (0350)	2,015	1,493	0	0	522	320	356	316	400	400	400	2,192
TOTALS	2,015	1,522	0	0	494	455	505	438	565	554	587	3,104

KA0-CM056-TRANSPORTATION DEMAND MGMT PROGRAM

Agency: DEPARTMENT OF TRANSPORTATION (KA0)
Implementing Agency: DEPARTMENT OF TRANSPORTATION (KA0)
Project No: CM056
Ward: 1
Location: 2000 14TH STREET, NW
Status: New
Useful Life of the Project:



Description:

Operate the District TDM program including traveler web site (goDCgo), special events TDM, and employer outreach.

(Dollars in Thousands)

Funding By Phase - Prior Funding							Proposed Funding						
Phase	Allotments	Spent	Enc/ID-Adv	Pre-Enc	Balance		FY 2011	FY 2012	FY 2013	FY 2014	FY 2015	FY 2016	6 Yr Total
(01) Design	249	0	0	0	249		455	505	438	565	554	587	3,104
TOTALS	249	0	0	0	249		455	505	438	565	554	587	3,104

Funding By Source - Prior Funding							Proposed Funding						
Source	Allotments	Spent	Enc/ID-Adv	Pre-Enc	Balance		FY 2011	FY 2012	FY 2013	FY 2014	FY 2015	FY 2016	6 Yr Total
Highway Trust Fund (0320)	249	0	0	0	249		135	149	122	165	154	187	912
Federal (0350)	0	0	0	0	0		320	356	316	400	400	400	2,192
TOTALS	249	0	0	0	249		455	505	438	565	554	587	3,104

KA0-CM063-FY06 SAFE ROUTES TO SCHOOL

Agency: DEPARTMENT OF TRANSPORTATION (KA0)
Implementing Agency: DEPARTMENT OF TRANSPORTATION (KA0)
Project No: CM063
Ward:
Location: DISTRICT-WIDE
Status: Ongoing Subprojects
Useful Life of the Project:

Description:

Encourage children to walk and bicycle to school by making walking and bicycling safer and more appealing. Facilitate planning, development and implementation of projects to improve safety, reduce traffic and reduce air pollution around schools. The funding also will enable DDOT to hire school crossing guards to deploy them near elementary/ charter schools and along the major routes to safeguard children's safety to encourage them walking and bicycling to school.

(Dollars in Thousands)

Funding By Phase - Prior Funding							Proposed Funding						
Phase	Allotments	Spent	Enc/ID-Adv	Pre-Enc	Balance		FY 2011	FY 2012	FY 2013	FY 2014	FY 2015	FY 2016	6 Yr Total
(01) Design	1,946	1,896	278	0	-228		500	232	0	0	0	0	732
(03) Project Management	682	94	0	0	589		255	0	0	0	0	0	255
(04) Construction	2,161	59	2,103	0	0		1,489	0	0	0	0	0	1,489
TOTALS	4,790	2,049	2,381	0	360		2,244	232	0	0	0	0	2,475

Funding By Source - Prior Funding							Proposed Funding						
Source	Allotments	Spent	Enc/ID-Adv	Pre-Enc	Balance		FY 2011	FY 2012	FY 2013	FY 2014	FY 2015	FY 2016	6 Yr Total
Highway Trust Fund (0320)	250	306	0	0	-56		0	0	0	0	0	0	0
Federal (0350)	4,540	1,743	2,381	0	416		2,244	232	0	0	0	0	2,475
TOTALS	4,790	2,049	2,381	0	360		2,244	232	0	0	0	0	2,475

KA0-CM064-BICYCLE LANES & SIGNS

Agency: DEPARTMENT OF TRANSPORTATION (KA0)
 Implementing Agency: DEPARTMENT OF TRANSPORTATION (KA0)
 Project No: CM064
 Ward:
 Location: -
 Status: New
 Useful Life of the Project:

Description:

-

(Dollars in Thousands)

Funding By Phase - Prior Funding						Proposed Funding						
Phase	Allotments	Spent	Enc/ID-Adv	Pre-Enc	Balance	FY 2011	FY 2012	FY 2013	FY 2014	FY 2015	FY 2016	6 Yr Total
(01) Design	376	323	25	0	27	91	101	88	113	111	117	621
TOTALS	376	323	25	0	27	91	101	88	113	111	117	621

Funding By Source - Prior Funding						Proposed Funding						
Source	Allotments	Spent	Enc/ID-Adv	Pre-Enc	Balance	FY 2011	FY 2012	FY 2013	FY 2014	FY 2015	FY 2016	6 Yr Total
Highway Trust Fund (0320)	63	75	4	0	-16	27	30	24	33	31	37	182
Federal (0350)	313	249	21	0	43	64	71	63	80	80	80	438
TOTALS	376	323	25	0	27	91	101	88	113	111	117	621

KA0-CM070-CM-8888(299) - ENVIRONMENTAL MANAGEMENT SYSTEM

Agency: DEPARTMENT OF TRANSPORTATION (KA0)
 Implementing Agency: DEPARTMENT OF TRANSPORTATION (KA0)
 Project No: CM070
 Ward: 1
 Location: 2000 14TH STREET, NW
 Status: Ongoing Subprojects
 Useful Life of the Project:



Description:

FY08 Environmental Management System will provide the vehicle for consultants to prepare and complete the District's Environmental Handbook.

(Dollars in Thousands)

Funding By Phase - Prior Funding						Proposed Funding						
Phase	Allotments	Spent	Enc/ID-Adv	Pre-Enc	Balance	FY 2011	FY 2012	FY 2013	FY 2014	FY 2015	FY 2016	6 Yr Total
(01) Design	300	128	111	0	61	228	303	263	339	332	352	1,817
TOTALS	300	128	111	0	61	228	303	263	339	332	352	1,817

Funding By Source - Prior Funding						Proposed Funding						
Source	Allotments	Spent	Enc/ID-Adv	Pre-Enc	Balance	FY 2011	FY 2012	FY 2013	FY 2014	FY 2015	FY 2016	6 Yr Total
Highway Trust Fund (0320)	51	22	19	0	10	68	90	73	99	92	112	534
Federal (0350)	249	106	92	0	51	160	214	190	240	240	240	1,283
TOTALS	300	128	111	0	61	228	303	263	339	332	352	1,817

KA0-CM072-CM-8888(300)FY09 COMMUTER CONNECTIONS

Agency: DEPARTMENT OF TRANSPORTATION (KA0)
Implementing Agency: DEPARTMENT OF TRANSPORTATION (KA0)
Project No: CM072
Ward: 1
Location: 2000 14TH STREET, NW
Status: Ongoing Subprojects
Useful Life of the Project:



Description:

FY09 Commuter Connections Program FY09 Commuter Connection is to reduce mobile source emission through the reduction in the number of VMT, and support of other Transportation Control Measures. This project provides funding for Commuter Oeprations Center, Guaranteed Ride Home, Marketing, Monitoring and Evaluation, Employer Outreach, and DC Kiosk.

(Dollars in Thousands)

Funding By Phase - Prior Funding						Proposed Funding						
Phase	Allotments	Spent	Enc/ID-Adv	Pre-Enc	Balance	FY 2011	FY 2012	FY 2013	FY 2014	FY 2015	FY 2016	6 Yr Total
(01) Design	740	646	31	0	63	592	662	578	751	742	793	4,117
TOTALS	740	646	31	0	63	592	662	578	751	742	793	4,117

Funding By Source - Prior Funding						Proposed Funding						
Source	Allotments	Spent	Enc/ID-Adv	Pre-Enc	Balance	FY 2011	FY 2012	FY 2013	FY 2014	FY 2015	FY 2016	6 Yr Total
Highway Trust Fund (0320)	192	164	6	0	22	176	195	160	219	206	253	1,210
Federal (0350)	548	482	24	0	41	416	466	417	532	536	540	2,907
TOTALS	740	646	31	0	63	592	662	578	751	742	793	4,117

KA0-CM073-COMMUTER STORE

Agency: DEPARTMENT OF TRANSPORTATION (KA0)
Implementing Agency: DEPARTMENT OF TRANSPORTATION (KA0)
Project No: CM073
Ward: 1
Location: District-wide
Status: Contract agreements submitted to OCP
Useful Life of the Project:

Description:

COMMUTER STORE

(Dollars in Thousands)

Funding By Phase - Prior Funding						Proposed Funding						
Phase	Allotments	Spent	Enc/ID-Adv	Pre-Enc	Balance	FY 2011	FY 2012	FY 2013	FY 2014	FY 2015	FY 2016	6 Yr Total
(01) Design	0	0	0	0	0	0	0	12	0	0	0	12
(05) Equipment	0	0	0	0	0	0	0	75	0	0	0	75
TOTALS	0	0	0	0	0	0	0	87	0	0	0	87

Funding By Source - Prior Funding						Proposed Funding						
Source	Allotments	Spent	Enc/ID-Adv	Pre-Enc	Balance	FY 2011	FY 2012	FY 2013	FY 2014	FY 2015	FY 2016	6 Yr Total
Highway Trust Fund (0320)	0	0	0	0	0	0	0	21	0	0	0	21
Federal (0350)	0	0	0	0	0	0	0	67	0	0	0	67
TOTALS	0	0	0	0	0	0	0	87	0	0	0	87

KA0-CM077-DDOT CLIMATE CHANGE/AIR QUALITY PLAN

Agency: DEPARTMENT OF TRANSPORTATION (KA0)
Implementing Agency: DEPARTMENT OF TRANSPORTATION (KA0)
Project No: CM077
Ward: 1
Location: Citywide
Status: Contract agreements submitted to OCP
Useful Life of the Project:

Description:

DDOT Climate Change and Air Quality Plan

(Dollars in Thousands)

Funding By Phase - Prior Funding						Proposed Funding						
Phase	Allotments	Spent	Enc/ID-Adv	Pre-Enc	Balance	FY 2011	FY 2012	FY 2013	FY 2014	FY 2015	FY 2016	6 Yr Total
(01) Design	0	0	0	0	0	0	12	48	0	0	0	60
TOTALS	0	0	0	0	0	0	12	48	0	0	0	60

Funding By Source - Prior Funding						Proposed Funding						
Source	Allotments	Spent	Enc/ID-Adv	Pre-Enc	Balance	FY 2011	FY 2012	FY 2013	FY 2014	FY 2015	FY 2016	6 Yr Total
Highway Trust Fund (0320)	0	0	0	0	0	0	3	11	0	0	0	14
Federal (0350)	0	0	0	0	0	0	9	37	0	0	0	46
TOTALS	0	0	0	0	0	0	12	48	0	0	0	60

KA0-CM078-PEDESTRIAN MASTER PLAN

Agency: DEPARTMENT OF TRANSPORTATION (KA0)
Implementing Agency: DEPARTMENT OF TRANSPORTATION (KA0)
Project No: CM078
Ward: 1
Location: Citywide
Status: Contract agreements submitted to OCP
Useful Life of the Project:

Description:

Pedestrian Master Plan

(Dollars in Thousands)

Funding By Phase - Prior Funding						Proposed Funding						
Phase	Allotments	Spent	Enc/ID-Adv	Pre-Enc	Balance	FY 2011	FY 2012	FY 2013	FY 2014	FY 2015	FY 2016	6 Yr Total
(03) Project Management	0	0	0	0	0	45	50	43	55	27	0	220
(04) Construction	0	0	0	0	0	270	300	261	336	180	0	1,346
TOTALS	0	0	0	0	0	315	349	304	391	207	0	1,566

Funding By Source - Prior Funding						Proposed Funding						
Source	Allotments	Spent	Enc/ID-Adv	Pre-Enc	Balance	FY 2011	FY 2012	FY 2013	FY 2014	FY 2015	FY 2016	6 Yr Total
Highway Trust Fund (0320)	0	0	0	0	0	80	89	72	98	49	0	388
Federal (0350)	0	0	0	0	0	234	261	232	293	158	0	1,178
TOTALS	0	0	0	0	0	315	349	304	391	207	0	1,566

KA0-CM080-STREETCAR NEPA - BENNING RD

Agency: DEPARTMENT OF TRANSPORTATION (KA0)
Implementing Agency: DEPARTMENT OF TRANSPORTATION (KA0)
Project No: CM080
Ward: 1
Location: Ward 5,6
Status: Contract agreements submitted to OCP
Useful Life of the Project:

Description:
 Streetcar NEPA - Benning Rd segment

(Dollars in Thousands)

Funding By Phase - Prior Funding						Proposed Funding						
Phase	Allotments	Spent	Enc/ID-Adv	Pre-Enc	Balance	FY 2011	FY 2012	FY 2013	FY 2014	FY 2015	FY 2016	6 Yr Total
(01) Design	0	0	0	0	0	279	0	0	0	0	0	279
TOTALS	0	0	0	0	0	279	0	0	0	0	0	279

Funding By Source - Prior Funding						Proposed Funding						
Source	Allotments	Spent	Enc/ID-Adv	Pre-Enc	Balance	FY 2011	FY 2012	FY 2013	FY 2014	FY 2015	FY 2016	6 Yr Total
Highway Trust Fund (0320)	0	0	0	0	0	71	0	0	0	0	0	71
Federal (0350)	0	0	0	0	0	208	0	0	0	0	0	208
TOTALS	0	0	0	0	0	279	0	0	0	0	0	279

KA0-CM081-STREETCAR NEPA - MLK AVE

Agency: DEPARTMENT OF TRANSPORTATION (KA0)
Implementing Agency: DEPARTMENT OF TRANSPORTATION (KA0)
Project No: CM081
Ward: 1
Location: Ward 7,8
Status: Contract agreements submitted to OCP
Useful Life of the Project:

Description:
 Streetcar NEPA - ML King Ave segment

(Dollars in Thousands)

Funding By Phase - Prior Funding						Proposed Funding						
Phase	Allotments	Spent	Enc/ID-Adv	Pre-Enc	Balance	FY 2011	FY 2012	FY 2013	FY 2014	FY 2015	FY 2016	6 Yr Total
(01) Design	0	0	0	0	0	212	0	0	0	0	0	212
TOTALS	0	0	0	0	0	212	0	0	0	0	0	212

Funding By Source - Prior Funding						Proposed Funding						
Source	Allotments	Spent	Enc/ID-Adv	Pre-Enc	Balance	FY 2011	FY 2012	FY 2013	FY 2014	FY 2015	FY 2016	6 Yr Total
Highway Trust Fund (0320)	0	0	0	0	0	54	0	0	0	0	0	54
Federal (0350)	0	0	0	0	0	158	0	0	0	0	0	158
TOTALS	0	0	0	0	0	212	0	0	0	0	0	212

KA0-ED014-14TH ST. TRANSPORTATION AND STREETScape

Agency: DEPARTMENT OF TRANSPORTATION (KA0)
Implementing Agency: DEPARTMENT OF TRANSPORTATION (KA0)
Project No: ED014
Ward:
Location: 14TH STREET CORRIDOR
Status: Ongoing Subprojects
Useful Life of the Project: 20

Description:

Conduct a planning and transportation management study to prepare for reconstruction of this roadway and determine what traffic calming measures should be implemented for economic development initiatives. Conduct a planning and transportation management study to prepare for reconstruction of this roadway and determine what traffic calming measures should be implemented for economic development initiatives.

(Dollars in Thousands)

Funding By Phase - Prior Funding						Proposed Funding						
Phase	Allotments	Spent	Enc/ID-Adv	Pre-Enc	Balance	FY 2011	FY 2012	FY 2013	FY 2014	FY 2015	FY 2016	6 Yr Total
(01) Design	333	437	2	0	-107	36	0	0	0	0	0	36
(03) Project Management	0	0	0	0	0	0	0	0	0	0	0	287
(04) Construction	0	0	0	0	0	0	0	0	0	0	2,868	2,868
TOTALS	333	437	2	0	-107	36	0	0	0	0	3,155	3,190

Funding By Source - Prior Funding						Proposed Funding						
Source	Allotments	Spent	Enc/ID-Adv	Pre-Enc	Balance	FY 2011	FY 2012	FY 2013	FY 2014	FY 2015	FY 2016	6 Yr Total
Highway Trust Fund (0320)	0	109	0	0	-110	9	0	0	0	0	0	877
Federal (0350)	333	328	2	0	3	27	0	0	0	0	0	2,313
TOTALS	333	437	2	0	-107	36	0	0	0	0	3,155	3,190

KA0-ED019-CAPITOL HILL TRANSPORTATION STUDY

Agency: DEPARTMENT OF TRANSPORTATION (KA0)
Implementing Agency: DEPARTMENT OF TRANSPORTATION (KA0)
Project No: ED019
Ward: 6
Location: CAPITOL HILL
Status: Ongoing Subprojects
Useful Life of the Project: 20

Description:

This project will study and implement solutions to transportation problems in the Capitol Hill area.

(Dollars in Thousands)

Funding By Phase - Prior Funding						Proposed Funding						
Phase	Allotments	Spent	Enc/ID-Adv	Pre-Enc	Balance	FY 2011	FY 2012	FY 2013	FY 2014	FY 2015	FY 2016	6 Yr Total
(01) Design	611	501	0	0	109	0	0	0	0	0	0	0
(03) Project Management	2	0	0	0	2	27	367	86	0	0	0	480
(04) Construction	0	0	0	0	0	134	2,825	3,447	0	0	0	6,406
TOTALS	613	501	0	0	112	161	3,192	3,533	0	0	0	6,886

Funding By Source - Prior Funding						Proposed Funding						
Source	Allotments	Spent	Enc/ID-Adv	Pre-Enc	Balance	FY 2011	FY 2012	FY 2013	FY 2014	FY 2015	FY 2016	6 Yr Total
Highway Trust Fund (0320)	215	97	0	0	118	41	809	840	0	0	0	1,690
Federal (0350)	398	405	0	0	-6	120	2,383	2,693	0	0	0	5,196
TOTALS	613	501	0	0	112	161	3,192	3,533	0	0	0	6,886

KA0-ED024-GEORGETOWN RESIDENTIAL TRANSPORTATION

Agency: DEPARTMENT OF TRANSPORTATION (KA0)
Implementing Agency: DEPARTMENT OF TRANSPORTATION (KA0)
Project No: ED024
Ward: 2
Location: GEORGETOWN
Status: Ongoing Subprojects
Useful Life of the Project: 20

Description:

Implementation of the long-term recommendations from the Takoma Transportation Study Design for intersections reconfiguration, traffic signal design, design for new sidewalks, bike trails.

(Dollars in Thousands)

Funding By Phase - Prior Funding						Proposed Funding						
Phase	Allotments	Spent	Enc/ID-Adv	Pre-Enc	Balance	FY 2011	FY 2012	FY 2013	FY 2014	FY 2015	FY 2016	6 Yr Total
(01) Design	798	677	143	0	-23	119	0	0	0	0	0	119
(03) Project Management	63	0	0	0	63	45	397	0	0	0	0	441
(04) Construction	169	0	0	0	169	179	2,776	0	0	0	0	2,954
TOTALS	1,029	677	143	0	208	342	3,172	0	0	0	0	3,515

Funding By Source - Prior Funding						Proposed Funding						
Source	Allotments	Spent	Enc/ID-Adv	Pre-Enc	Balance	FY 2011	FY 2012	FY 2013	FY 2014	FY 2015	FY 2016	6 Yr Total
Highway Trust Fund (0320)	621	386	68	0	168	87	804	0	0	0	0	892
Federal (0350)	407	291	76	0	41	255	2,368	0	0	0	0	2,623
TOTALS	1,029	677	143	0	208	342	3,172	0	0	0	0	3,515

KA0-ED028-SOUTHERN AVE.BOUNDARY STREETS

Agency: DEPARTMENT OF TRANSPORTATION (KA0)
Implementing Agency: DEPARTMENT OF TRANSPORTATION (KA0)
Project No: ED028
Ward: 8
Location: SOUTHERN AVENUE
Status: New
Useful Life of the Project: 20

Description:

This project will identify methods to improve mobility and transportation safety along Southern Avenue SE and NE, and prepare concept design plans.

(Dollars in Thousands)

Funding By Phase - Prior Funding						Proposed Funding						
Phase	Allotments	Spent	Enc/ID-Adv	Pre-Enc	Balance	FY 2011	FY 2012	FY 2013	FY 2014	FY 2015	FY 2016	6 Yr Total
(01) Design	0	0	0	0	0	89	478	0	0	0	0	567
(03) Project Management	0	0	0	0	0	0	0	207	266	0	0	473
(04) Construction	0	0	0	0	0	0	0	1,034	1,331	0	0	2,365
TOTALS	0	0	0	0	0	89	478	1,241	1,597	0	0	3,405

Funding By Source - Prior Funding						Proposed Funding						
Source	Allotments	Spent	Enc/ID-Adv	Pre-Enc	Balance	FY 2011	FY 2012	FY 2013	FY 2014	FY 2015	FY 2016	6 Yr Total
Highway Trust Fund (0320)	0	0	0	0	0	23	121	295	400	0	0	839
Federal (0350)	0	0	0	0	0	67	357	946	1,197	0	0	2,566
TOTALS	0	0	0	0	0	89	478	1,241	1,597	0	0	3,405

KA0-ED047-

Agency: DEPARTMENT OF TRANSPORTATION (KA0)
 Implementing Agency: DEPARTMENT OF TRANSPORTATION (KA0)
 Project No: ED047
 Ward:
 Location:
 Status: New
 Useful Life of the Project:

Description:

(Dollars in Thousands)

Funding By Phase - Prior Funding						Proposed Funding						
Phase	Allotments	Spent	Enc/ID-Adv	Pre-Enc	Balance	FY 2011	FY 2012	FY 2013	FY 2014	FY 2015	FY 2016	6 Yr Total
(03) Project Management	2,285	20	86	0	2,180	644	204	0	0	0	0	848
(04) Construction	7,818	0	7,821	0	-3	5,284	1,676	0	0	0	0	6,961
TOTALS	10,103	20	7,907	0	2,177	5,928	1,881	0	0	0	0	7,809

Funding By Source - Prior Funding						Proposed Funding						
Source	Allotments	Spent	Enc/ID-Adv	Pre-Enc	Balance	FY 2011	FY 2012	FY 2013	FY 2014	FY 2015	FY 2016	6 Yr Total
Highway Trust Fund (0320)	3,183	6	2,297	0	880	1,512	477	0	0	0	0	1,988
Federal (0350)	6,920	14	5,610	0	1,296	4,417	1,404	0	0	0	0	5,821
TOTALS	10,103	20	7,907	0	2,177	5,928	1,881	0	0	0	0	7,809

KA0-ED053-BOUNDARY STONES

Agency: DEPARTMENT OF TRANSPORTATION (KA0)
 Implementing Agency: DEPARTMENT OF TRANSPORTATION (KA0)
 Project No: ED053
 Ward:
 Location: -
 Status: New
 Useful Life of the Project:

Description:

Locate boundary stones in DC and VA and design interpretative signage.

(Dollars in Thousands)

Funding By Phase - Prior Funding						Proposed Funding						
Phase	Allotments	Spent	Enc/ID-Adv	Pre-Enc	Balance	FY 2011	FY 2012	FY 2013	FY 2014	FY 2015	FY 2016	6 Yr Total
(03) Project Management	30	0	0	0	30	27	0	0	0	0	0	27
(04) Construction	94	0	0	0	94	86	0	0	0	0	0	86
TOTALS	124	0	0	0	124	113	0	0	0	0	0	113

Funding By Source - Prior Funding						Proposed Funding						
Source	Allotments	Spent	Enc/ID-Adv	Pre-Enc	Balance	FY 2011	FY 2012	FY 2013	FY 2014	FY 2015	FY 2016	6 Yr Total
Highway Trust Fund (0320)	44	0	0	0	44	34	0	0	0	0	0	34
Federal (0350)	80	0	0	0	80	80	0	0	0	0	0	80
TOTALS	124	0	0	0	124	113	0	0	0	0	0	113

KA0-ED061-PA AVENUE GREAT ST IMPROVEMENTS

Agency: DEPARTMENT OF TRANSPORTATION (KA0)
Implementing Agency: DEPARTMENT OF TRANSPORTATION (KA0)
Project No: ED061
Ward:
Location: PENNSYLVANIA AVENUE, SE
Status: Ongoing Subprojects
Useful Life of the Project:

Description:

This project will conduct traffic assessments and provide public review and comment of proposed streetscape design elements; conduct environmental assessments; prepare concept designs, design plans and specifications and construct improvements to sidewalks, curbs, gutters, streets, tree boxes, replace street trees and install other streetscape elements.

(Dollars in Thousands)

Funding By Phase - Prior Funding						Proposed Funding						
Phase	Allotments	Spent	Enc/ID-Adv	Pre-Enc	Balance	FY 2011	FY 2012	FY 2013	FY 2014	FY 2015	FY 2016	6 Yr Total
(03) Project Management	5,192	638	4,289	0	265	2,708	0	0	0	0	0	2,708
(04) Construction	14,968	2,706	11,494	0	768	5,168	0	0	0	0	0	5,168
TOTALS	20,160	3,344	15,783	0	1,033	7,876	0	0	0	0	0	7,876

Funding By Source - Prior Funding						Proposed Funding						
Source	Allotments	Spent	Enc/ID-Adv	Pre-Enc	Balance	FY 2011	FY 2012	FY 2013	FY 2014	FY 2015	FY 2016	6 Yr Total
Highway Trust Fund (0320)	1,768	160	666	0	942	0	0	0	0	0	0	0
Federal (0350)	18,393	3,185	15,117	0	91	7,876	0	0	0	0	0	7,876
TOTALS	20,160	3,344	15,783	0	1,033	7,876	0	0	0	0	0	7,876

KA0-ED062-NANNIE HELEN BURROUGHS GR ST IMPRVS

Agency: DEPARTMENT OF TRANSPORTATION (KA0)
Implementing Agency: DEPARTMENT OF TRANSPORTATION (KA0)
Project No: ED062
Ward: 7
Location: NANNIE HELEN BURROUGHS AVENUE, NE
Status: New
Useful Life of the Project:

Description:

This project will conduct traffic assessments and provide public review and comment of proposed streetscape design elements; conduct environmental assessments; prepare concept designs, design plans and specifications; and construct improvements to sidewalks, curbs, gutters, streets, tree boxes, replace street trees and install other streetscape elements.

(Dollars in Thousands)

Funding By Phase - Prior Funding						Proposed Funding						
Phase	Allotments	Spent	Enc/ID-Adv	Pre-Enc	Balance	FY 2011	FY 2012	FY 2013	FY 2014	FY 2015	FY 2016	6 Yr Total
(03) Project Management	0	0	0	0	0	536	0	0	0	0	0	536
(04) Construction	0	0	0	0	0	2,857	0	0	0	0	0	2,857
TOTALS	0	0	0	0	0	3,393	0	0	0	0	0	3,393

Funding By Source - Prior Funding						Proposed Funding						
Source	Allotments	Spent	Enc/ID-Adv	Pre-Enc	Balance	FY 2011	FY 2012	FY 2013	FY 2014	FY 2015	FY 2016	6 Yr Total
Highway Trust Fund (0320)	0	0	0	0	0	865	0	0	0	0	0	865
Federal (0350)	0	0	0	0	0	2,528	0	0	0	0	0	2,528
TOTALS	0	0	0	0	0	3,393	0	0	0	0	0	3,393

KA0-ED063-MLK, JR., AVENUE GREAT ST IMPROVS

Agency: DEPARTMENT OF TRANSPORTATION (KA0)
Implementing Agency: DEPARTMENT OF TRANSPORTATION (KA0)
Project No: ED063
Ward: 8
Location: MLK JR AVENUE, SE
Status: Ongoing Subprojects
Useful Life of the Project:

Description:

This project will conduct traffic assessments and provide public review and comment of proposed streetscape design elements; conduct environmental assessments; prepare concept designs, design plans and specifications; and construct improvements to sidewalks, curbs, gutters, streets, tree boxes, replace street trees and install other streetscape elements.

(Dollars in Thousands)

Funding By Phase - Prior Funding						Proposed Funding						
Phase	Allotments	Spent	Enc/ID-Adv	Pre-Enc	Balance	FY 2011	FY 2012	FY 2013	FY 2014	FY 2015	FY 2016	6 Yr Total
(01) Design	1,463	701	353	0	409	510	0	0	0	0	0	510
(04) Construction	84	0	0	0	84	0	1,487	0	0	0	0	1,487
TOTALS	1,548	701	353	0	493	510	1,487	0	0	0	0	1,997

Funding By Source - Prior Funding						Proposed Funding						
Source	Allotments	Spent	Enc/ID-Adv	Pre-Enc	Balance	FY 2011	FY 2012	FY 2013	FY 2014	FY 2015	FY 2016	6 Yr Total
Highway Trust Fund (0320)	377	172	71	0	134	130	377	0	0	0	0	507
Federal (0350)	1,171	529	282	0	359	380	1,110	0	0	0	0	1,490
TOTALS	1,548	701	353	0	493	510	1,487	0	0	0	0	1,997

KA0-ED067-GREAT STS MID GA AVE ENG DSGN OTIS TO WEBSTER

Agency: DEPARTMENT OF TRANSPORTATION (KA0)
Implementing Agency: DEPARTMENT OF TRANSPORTATION (KA0)
Project No: ED067
Ward:
Location: GEORGIA AVENUE, NW
Status: New
Useful Life of the Project:

Description:

Design for Streetscape and Transportation Improvement Project includes design for new sidewalk, streetlights, traffic signals, bump-outs, new markings, resurfacing of roadway, enhancement to park areas.

(Dollars in Thousands)

Funding By Phase - Prior Funding						Proposed Funding						
Phase	Allotments	Spent	Enc/ID-Adv	Pre-Enc	Balance	FY 2011	FY 2012	FY 2013	FY 2014	FY 2015	FY 2016	6 Yr Total
(01) Design	0	17	0	0	-17	0	0	862	0	0	0	862
(03) Project Management	0	5	0	0	-5	0	0	0	444	436	0	880
(04) Construction	0	0	0	0	0	0	0	0	4,437	4,364	0	8,801
TOTALS	0	21	0	0	-21	0	0	862	4,881	4,800	0	10,543

Funding By Source - Prior Funding						Proposed Funding						
Source	Allotments	Spent	Enc/ID-Adv	Pre-Enc	Balance	FY 2011	FY 2012	FY 2013	FY 2014	FY 2015	FY 2016	6 Yr Total
Highway Trust Fund (0320)	0	10	0	0	-10	0	0	205	1,223	1,141	0	2,569
Federal (0350)	0	12	0	0	-12	0	0	657	3,659	3,659	0	7,974
TOTALS	0	21	0	0	-21	0	0	862	4,881	4,800	0	10,543

KA0-ED070-STP-1116(27) RECONSTR OF U STREET

Agency: DEPARTMENT OF TRANSPORTATION (KA0)
 Implementing Agency: DEPARTMENT OF TRANSPORTATION (KA0)
 Project No: ED070
 Ward:
 Location: U STREET, NW
 Status: Ongoing Subprojects
 Useful Life of the Project:

Description:

U Street from 14 to 18th Street, NW will be total reconstruction including roadway pavement, sidewalk, street lighting, traffic signal, landscape and watermain replacement.

(Dollars in Thousands)

Funding By Phase - Prior Funding						Proposed Funding						
Phase	Allotments	Spent	Enc/ID-Adv	Pre-Enc	Balance	FY 2011	FY 2012	FY 2013	FY 2014	FY 2015	FY 2016	6 Yr Total
(01) Design	1,039	1,179	77	0	-217	0	0	0	0	0	0	0
(03) Project Management	0	0	0	0	0	45	853	0	0	0	0	897
(04) Construction	0	0	0	0	0	335	5,666	0	0	0	0	6,001
TOTALS	1,039	1,179	77	0	-217	379	6,518	0	0	0	0	6,898

Funding By Source - Prior Funding						Proposed Funding						
Source	Allotments	Spent	Enc/ID-Adv	Pre-Enc	Balance	FY 2011	FY 2012	FY 2013	FY 2014	FY 2015	FY 2016	6 Yr Total
Highway Trust Fund (0320)	200	332	13	0	-144	97	1,653	0	0	0	0	1,749
Federal (0350)	839	847	64	0	-72	283	4,866	0	0	0	0	5,148
TOTALS	1,039	1,179	77	0	-217	379	6,518	0	0	0	0	6,898

KA0-ED072-MT VERNON TRIANGLE K STREET

Agency: DEPARTMENT OF TRANSPORTATION (KA0)
 Implementing Agency: DEPARTMENT OF TRANSPORTATION (KA0)
 Project No: ED072
 Ward:
 Location: K STREET, NW
 Status: Ongoing Subprojects
 Useful Life of the Project:

Description:

Roadway resurfacing, installation of granite curbs, improvement of drainage system, and upgrading of lighting and traffic signals within the project limits, including new landscape and streetscape.

(Dollars in Thousands)

Funding By Phase - Prior Funding						Proposed Funding						
Phase	Allotments	Spent	Enc/ID-Adv	Pre-Enc	Balance	FY 2011	FY 2012	FY 2013	FY 2014	FY 2015	FY 2016	6 Yr Total
(01) Design	1,250	882	43	0	325	0	30	271	0	0	0	301
(03) Project Management	0	0	0	0	0	0	744	0	0	0	0	744
(04) Construction	0	0	0	0	0	0	4,213	0	0	0	0	4,213
TOTALS	1,250	882	43	0	325	0	4,987	271	0	0	0	5,258

Funding By Source - Prior Funding						Proposed Funding						
Source	Allotments	Spent	Enc/ID-Adv	Pre-Enc	Balance	FY 2011	FY 2012	FY 2013	FY 2014	FY 2015	FY 2016	6 Yr Total
Highway Trust Fund (0320)	585	299	8	0	278	0	1,264	64	0	0	0	1,329
Federal (0350)	665	583	35	0	47	0	3,722	207	0	0	0	3,929
TOTALS	1,250	882	43	0	325	0	4,987	271	0	0	0	5,258

KA0-ED074-HERITAGE TRAILS II

Agency: DEPARTMENT OF TRANSPORTATION (KA0)
Implementing Agency: DEPARTMENT OF TRANSPORTATION (KA0)
Project No: ED074
Ward:
Location: VARIOUS
Status: Ongoing Subprojects
Useful Life of the Project:

Description:

Planning and development of Heritage Trail program. New trails will be planned for Columbia Heights, Brightwood, Friendship Heights, etc.

(Dollars in Thousands)

Funding By Phase - Prior Funding						Proposed Funding						
Phase	Allotments	Spent	Enc/ID-Adv	Pre-Enc	Balance	FY 2011	FY 2012	FY 2013	FY 2014	FY 2015	FY 2016	6 Yr Total
(04) Construction	1,238	557	140	0	541	118	131	114	147	144	0	654
TOTALS	1,238	557	140	0	541	118	131	114	147	144	0	654

Funding By Source - Prior Funding						Proposed Funding						
Source	Allotments	Spent	Enc/ID-Adv	Pre-Enc	Balance	FY 2011	FY 2012	FY 2013	FY 2014	FY 2015	FY 2016	6 Yr Total
Highway Trust Fund (0320)	325	94	24	0	207	35	39	32	43	40	0	188
Federal (0350)	913	463	116	0	334	83	93	82	104	104	0	466
TOTALS	1,238	557	140	0	541	118	131	114	147	144	0	654

KA0-ED076-BARRACKS ROW TRANSP ENHANCEMENT

Agency: DEPARTMENT OF TRANSPORTATION (KA0)
Implementing Agency: DEPARTMENT OF TRANSPORTATION (KA0)
Project No: ED076
Ward:
Location: BARRACKS ROW COMMUNITY GARDEN
Status: 0
Useful Life of the Project:

Description:

Funding will provide for a mural to be located adjacent to the SE Freeway Barracks Row, along with the relevant historical organizations and agencies and community groups will have input on the design, with DDOT having the final approval. Funding will provide for a mural to be located adjacent to the SE Freeway Barracks Row, along with the relevant historical organizations and agencies and community groups will have input on the design, with DDOT having the final approval.

(Dollars in Thousands)

Funding By Phase - Prior Funding						Proposed Funding						
Phase	Allotments	Spent	Enc/ID-Adv	Pre-Enc	Balance	FY 2011	FY 2012	FY 2013	FY 2014	FY 2015	FY 2016	6 Yr Total
(01) Design	744	0	0	240	504	319	0	0	0	0	0	319
TOTALS	744	0	0	240	504	319	0	0	0	0	0	319

Funding By Source - Prior Funding						Proposed Funding						
Source	Allotments	Spent	Enc/ID-Adv	Pre-Enc	Balance	FY 2011	FY 2012	FY 2013	FY 2014	FY 2015	FY 2016	6 Yr Total
Highway Trust Fund (0320)	452	0	0	40	412	95	0	0	0	0	0	95
Federal (0350)	292	0	0	200	92	225	0	0	0	0	0	225
TOTALS	744	0	0	240	504	319	0	0	0	0	0	319

KA0-ED079-GEORGETOWN BID TRANSP ENHANCEMENT

Agency: DEPARTMENT OF TRANSPORTATION (KA0)
Implementing Agency: DEPARTMENT OF TRANSPORTATION (KA0)
Project No: ED079
Ward: 2
Location: GEORGETOWN
Status: Ongoing Subprojects
Useful Life of the Project:

Description:

Funding will provide for implementation of a public art installation such as a water feature. Georgetown BID will present the design, and this enhancement will fund the construction and installation.

(Dollars in Thousands)

Funding By Phase - Prior Funding						Proposed Funding						
Phase	Allotments	Spent	Enc/ID-Adv	Pre-Enc	Balance	FY 2011	FY 2012	FY 2013	FY 2014	FY 2015	FY 2016	6 Yr Total
(01) Design	151	0	0	0	151	15	0	0	0	0	0	15
TOTALS	151	0	0	0	151	15	0	0	0	0	0	15

Funding By Source - Prior Funding						Proposed Funding						
Source	Allotments	Spent	Enc/ID-Adv	Pre-Enc	Balance	FY 2011	FY 2012	FY 2013	FY 2014	FY 2015	FY 2016	6 Yr Total
Highway Trust Fund (0320)	39	0	0	0	39	4	0	0	0	0	0	4
Federal (0350)	112	0	0	0	112	10	0	0	0	0	0	10
TOTALS	151	0	0	0	151	15	0	0	0	0	0	15

KA0-ED081-CARTER G. WOODSON MEMORIAL

Agency: DEPARTMENT OF TRANSPORTATION (KA0)
Implementing Agency: DEPARTMENT OF TRANSPORTATION (KA0)
Project No: ED081
Ward:
Location: KENNEDY RECREATION CENTER
Status: Ongoing Subprojects
Useful Life of the Project:

Description:

Funding will provide for public art -- Carter G Woodson statue, and a mural at Kennedy Rec Center. Production and installation of the Carter G. Woodson Statue.

(Dollars in Thousands)

Funding By Phase - Prior Funding						Proposed Funding						
Phase	Allotments	Spent	Enc/ID-Adv	Pre-Enc	Balance	FY 2011	FY 2012	FY 2013	FY 2014	FY 2015	FY 2016	6 Yr Total
(01) Design	237	0	0	0	237	170	0	0	0	0	0	170
TOTALS	237	0	0	0	237	170	0	0	0	0	0	170

Funding By Source - Prior Funding						Proposed Funding						
Source	Allotments	Spent	Enc/ID-Adv	Pre-Enc	Balance	FY 2011	FY 2012	FY 2013	FY 2014	FY 2015	FY 2016	6 Yr Total
Highway Trust Fund (0320)	40	0	0	0	40	51	0	0	0	0	0	51
Federal (0350)	197	0	0	0	197	120	0	0	0	0	0	120
TOTALS	237	0	0	0	237	170	0	0	0	0	0	170

KA0-ED086-STP-8888(270)MT. PLEASANT PK

Agency: DEPARTMENT OF TRANSPORTATION (KA0)
Implementing Agency: DEPARTMENT OF TRANSPORTATION (KA0)
Project No: ED086
Ward: 1
Location: PARK ROAD NW
Status: Contract agreements submitted to OCP
Useful Life of the Project:

Description:

Mount Pleasant Transportation and Parking Study study of major streets in Mt Pleasant for recommendations to improve traffic management and optimize on-street parking

(Dollars in Thousands)

Funding By Phase - Prior Funding						Proposed Funding						
Phase	Allotments	Spent	Enc/ID-Adv	Pre-Enc	Balance	FY 2011	FY 2012	FY 2013	FY 2014	FY 2015	FY 2016	6 Yr Total
(01) Design	181	108	11	0	63	27	0	0	0	0	0	27
TOTALS	181	108	11	0	63	27	0	0	0	0	0	27

Funding By Source - Prior Funding						Proposed Funding						
Source	Allotments	Spent	Enc/ID-Adv	Pre-Enc	Balance	FY 2011	FY 2012	FY 2013	FY 2014	FY 2015	FY 2016	6 Yr Total
Highway Trust Fund (0320)	72	37	2	0	33	8	0	0	0	0	0	8
Federal (0350)	109	71	9	0	29	19	0	0	0	0	0	19
TOTALS	181	108	11	0	63	27	0	0	0	0	0	27

KA0-ED088-STP-8888(276) CHERRY HILL CIVIC ASSOCIATION

Agency: DEPARTMENT OF TRANSPORTATION (KA0)
Implementing Agency: DEPARTMENT OF TRANSPORTATION (KA0)
Project No: ED088
Ward:
Location: WARD 4
Status: 0
Useful Life of the Project:

Description:

STP 8888(276) CHERRY HILL CIVIC ASSOCIATION Rehab of alley, addition of upgraded (teardrop)lights.

(Dollars in Thousands)

Funding By Phase - Prior Funding						Proposed Funding						
Phase	Allotments	Spent	Enc/ID-Adv	Pre-Enc	Balance	FY 2011	FY 2012	FY 2013	FY 2014	FY 2015	FY 2016	6 Yr Total
(01) Design	230	90	56	0	85	29	0	0	0	0	0	29
TOTALS	230	90	56	0	85	29	0	0	0	0	0	29

Funding By Source - Prior Funding						Proposed Funding						
Source	Allotments	Spent	Enc/ID-Adv	Pre-Enc	Balance	FY 2011	FY 2012	FY 2013	FY 2014	FY 2015	FY 2016	6 Yr Total
Highway Trust Fund (0320)	39	20	9	0	10	9	0	0	0	0	0	9
Federal (0350)	191	70	46	0	75	20	0	0	0	0	0	20
TOTALS	230	90	56	0	85	29	0	0	0	0	0	29

KA0-ED093-GARFIELD PARK

Agency: DEPARTMENT OF TRANSPORTATION (KA0)
Implementing Agency: DEPARTMENT OF TRANSPORTATION (KA0)
Project No: ED093
Ward: 6
Location: GARFIELD PARK
Status: New
Useful Life of the Project:

Description:

Develop pocket park underneath the elevated roadway to provide a non-auto option for efficient travel between Capitol Hill and the emerging Near Southeast neighborhood.

(Dollars in Thousands)

Funding By Phase - Prior Funding						Proposed Funding						
Phase	Allotments	Spent	Enc/ID-Adv	Pre-Enc	Balance	FY 2011	FY 2012	FY 2013	FY 2014	FY 2015	FY 2016	6 Yr Total
(01) Design	10	0	0	0	10	18	182	0	0	0	0	200
(03) Project Management	0	0	0	0	0	0	0	0	56	166	0	223
(04) Construction	0	0	0	0	0	0	0	0	565	1,440	0	2,005
TOTALS	10	0	0	0	10	18	182	0	621	1,606	0	2,428

Funding By Source - Prior Funding						Proposed Funding						
Source	Allotments	Spent	Enc/ID-Adv	Pre-Enc	Balance	FY 2011	FY 2012	FY 2013	FY 2014	FY 2015	FY 2016	6 Yr Total
Highway Trust Fund (0320)	10	0	0	0	10	5	54	0	181	446	0	687
Federal (0350)	0	0	0	0	0	13	128	0	440	1,160	0	1,741
TOTALS	10	0	0	0	10	18	182	0	621	1,606	0	2,428

KA0-ED094-CULTURAL TOURISM DC HERITAGE TRAILS 8888312

Agency: DEPARTMENT OF TRANSPORTATION (KA0)
Implementing Agency: DEPARTMENT OF TRANSPORTATION (KA0)
Project No: ED094
Ward:
Location: DISTRICT-WIDE
Status: Ongoing Subprojects
Useful Life of the Project:

Description:

Cultural Tourism DC / Heritage Trails - Anacostia Riverwalk, Old Anacostia, Columbia Heights, Tenleytown, H Street, NE, Georgia Avenue, NW.

(Dollars in Thousands)

Funding By Phase - Prior Funding						Proposed Funding						
Phase	Allotments	Spent	Enc/ID-Adv	Pre-Enc	Balance	FY 2011	FY 2012	FY 2013	FY 2014	FY 2015	FY 2016	6 Yr Total
(01) Design	709	525	0	0	184	73	0	0	0	0	0	73
TOTALS	709	525	0	0	184	73	0	0	0	0	0	73

Funding By Source - Prior Funding						Proposed Funding						
Source	Allotments	Spent	Enc/ID-Adv	Pre-Enc	Balance	FY 2011	FY 2012	FY 2013	FY 2014	FY 2015	FY 2016	6 Yr Total
Highway Trust Fund (0320)	119	88	0	0	31	22	0	0	0	0	0	22
Federal (0350)	589	437	0	0	153	51	0	0	0	0	0	51
TOTALS	709	525	0	0	184	73	0	0	0	0	0	73

KA0-ED096-GREAT STS GA & 7TH

Agency: DEPARTMENT OF TRANSPORTATION (KA0)
Implementing Agency: DEPARTMENT OF TRANSPORTATION (KA0)
Project No: ED096
Ward:
Location: GEORGIA AVENUE & 7TH STREET, NW
Status: New
Useful Life of the Project:

Description:
 GREAT STS PROJECT - GA AVENUE & 7TH STS

(Dollars in Thousands)

Funding By Phase - Prior Funding						Proposed Funding						
Phase	Allotments	Spent	Enc/ID-Adv	Pre-Enc	Balance	FY 2011	FY 2012	FY 2013	FY 2014	FY 2015	FY 2016	6 Yr Total
(03) Project Management	0	0	0	0	0	0	202	263	0	0	0	465
(04) Construction	0	0	0	0	0	0	808	1,488	0	0	0	2,296
TOTALS	0	0	0	0	0	0	1,010	1,750	0	0	0	2,760

Funding By Source - Prior Funding						Proposed Funding						
Source	Allotments	Spent	Enc/ID-Adv	Pre-Enc	Balance	FY 2011	FY 2012	FY 2013	FY 2014	FY 2015	FY 2016	6 Yr Total
Highway Trust Fund (0320)	0	0	0	0	0	0	298	486	0	0	0	784
Federal (0350)	0	0	0	0	0	0	712	1,264	0	0	0	1,976
TOTALS	0	0	0	0	0	0	1,010	1,750	0	0	0	2,760

KA0-ED0C2-C STREET, NE TRAFFIC CALMING

Agency: DEPARTMENT OF TRANSPORTATION (KA0)
Implementing Agency: DEPARTMENT OF TRANSPORTATION (KA0)
Project No: ED0C2
Ward: 1
Location: Ward 6
Status: Contract agreements submitted to OCP
Useful Life of the Project:

Description:
 C Street, NE Traffic Calming

(Dollars in Thousands)

Funding By Phase - Prior Funding						Proposed Funding						
Phase	Allotments	Spent	Enc/ID-Adv	Pre-Enc	Balance	FY 2011	FY 2012	FY 2013	FY 2014	FY 2015	FY 2016	6 Yr Total
(01) Design	0	0	0	0	0	0	0	332	39	0	0	371
TOTALS	0	0	0	0	0	0	0	332	39	0	0	371

Funding By Source - Prior Funding						Proposed Funding						
Source	Allotments	Spent	Enc/ID-Adv	Pre-Enc	Balance	FY 2011	FY 2012	FY 2013	FY 2014	FY 2015	FY 2016	6 Yr Total
Highway Trust Fund (0320)	0	0	0	0	0	0	0	79	10	0	0	89
Federal (0350)	0	0	0	0	0	0	0	253	29	0	0	282
TOTALS	0	0	0	0	0	0	0	332	39	0	0	371

KA0-ED0C3-CHILLUM ST, NW ALLEY DIVERTER

Agency: DEPARTMENT OF TRANSPORTATION (KA0)
Implementing Agency: DEPARTMENT OF TRANSPORTATION (KA0)
Project No: ED0C3
Ward: 1
Location: Ward 4
Status: Contract agreements submitted to OCP
Useful Life of the Project:

Description:
 Chillum Street, NW Alley Diverter

(Dollars in Thousands)

Funding By Phase - Prior Funding						Proposed Funding						
Phase	Allotments	Spent	Enc/ID-Adv	Pre-Enc	Balance	FY 2011	FY 2012	FY 2013	FY 2014	FY 2015	FY 2016	6 Yr Total
(01) Design	0	0	0	0	0	0	0	12	0	0	0	12
TOTALS	0	0	0	0	0	0	0	12	0	0	0	12

Funding By Source - Prior Funding						Proposed Funding						
Source	Allotments	Spent	Enc/ID-Adv	Pre-Enc	Balance	FY 2011	FY 2012	FY 2013	FY 2014	FY 2015	FY 2016	6 Yr Total
Highway Trust Fund (0320)	0	0	0	0	0	0	0	3	0	0	0	3
Federal (0350)	0	0	0	0	0	0	0	9	0	0	0	9
TOTALS	0	0	0	0	0	0	0	12	0	0	0	12

KA0-ED0C4-PA AVE, SE CAPITOL HILL CORRIDOR STUDY

Agency: DEPARTMENT OF TRANSPORTATION (KA0)
Implementing Agency: DEPARTMENT OF TRANSPORTATION (KA0)
Project No: ED0C4
Ward: 1
Location: Ward 6
Status: Contract agreements submitted to OCP
Useful Life of the Project:

Description:
 PA Ave, SE Capitol Hill Corridor Study

(Dollars in Thousands)

Funding By Phase - Prior Funding						Proposed Funding						
Phase	Allotments	Spent	Enc/ID-Adv	Pre-Enc	Balance	FY 2011	FY 2012	FY 2013	FY 2014	FY 2015	FY 2016	6 Yr Total
(00) Feasibility Studies	0	0	0	0	0	0	0	45	136	0	0	181
(01) Design	0	0	0	0	0	0	0	121	621	0	0	742
TOTALS	0	0	0	0	0	0	0	166	757	0	0	923

Funding By Source - Prior Funding						Proposed Funding						
Source	Allotments	Spent	Enc/ID-Adv	Pre-Enc	Balance	FY 2011	FY 2012	FY 2013	FY 2014	FY 2015	FY 2016	6 Yr Total
Highway Trust Fund (0320)	0	0	0	0	0	0	0	39	190	0	0	229
Federal (0350)	0	0	0	0	0	0	0	126	567	0	0	694
TOTALS	0	0	0	0	0	0	0	166	757	0	0	923

KA0-ED0C8-GT. STS, GA AVE, NW WEBSTER-EASTERN

Agency: DEPARTMENT OF TRANSPORTATION (KA0)
Implementing Agency: DEPARTMENT OF TRANSPORTATION (KA0)
Project No: ED0C8
Ward: 1
Location: Ward 4
Status: Contract agreements submitted to OCP
Useful Life of the Project:

Description:
 Great Streets, GA Ave, NW Webster St to Eastern Ave

(Dollars in Thousands)

Funding By Phase - Prior Funding						Proposed Funding						
Phase	Allotments	Spent	Enc/ID-Adv	Pre-Enc	Balance	FY 2011	FY 2012	FY 2013	FY 2014	FY 2015	FY 2016	6 Yr Total
(03) Project Management	0	0	0	0	0	0	99	86	0	0	0	185
(04) Construction	0	0	0	0	0	0	991	862	0	0	0	1,853
TOTALS	0	0	0	0	0	0	1,091	948	0	0	0	2,038

Funding By Source - Prior Funding						Proposed Funding						
Source	Allotments	Spent	Enc/ID-Adv	Pre-Enc	Balance	FY 2011	FY 2012	FY 2013	FY 2014	FY 2015	FY 2016	6 Yr Total
Highway Trust Fund (0320)	0	0	0	0	0	0	276	225	0	0	0	502
Federal (0350)	0	0	0	0	0	0	814	723	0	0	0	1,537
TOTALS	0	0	0	0	0	0	1,091	948	0	0	0	2,038

KA0-FDT06-TRANSPORTATION ENTERPRISE ASSET MGMT. SYSTEM

Agency: DEPARTMENT OF TRANSPORTATION (KA0)
Implementing Agency: DEPARTMENT OF TRANSPORTATION (KA0)
Project No: FDT06
Ward:
Location: DISTRICT-WIDE
Status: Ongoing Subprojects
Useful Life of the Project: 20

Description:
 This program is to design and construct Congressionally mandated demonstration projects required by the Surface Transportation and Uniform Relocation Assistance Act 1987 (P.L. 100-17). The scope of work will include, but not be limited to conducting a feasibility study for design of a Transportation Asset Management System.

(Dollars in Thousands)

Funding By Phase - Prior Funding						Proposed Funding						
Phase	Allotments	Spent	Enc/ID-Adv	Pre-Enc	Balance	FY 2011	FY 2012	FY 2013	FY 2014	FY 2015	FY 2016	6 Yr Total
(01) Design	7,330	2,985	722	559	3,064	1,183	0	0	0	0	0	1,183
TOTALS	7,330	2,985	722	559	3,064	1,183	0	0	0	0	0	1,183

Funding By Source - Prior Funding						Proposed Funding						
Source	Allotments	Spent	Enc/ID-Adv	Pre-Enc	Balance	FY 2011	FY 2012	FY 2013	FY 2014	FY 2015	FY 2016	6 Yr Total
Highway Trust Fund (0320)	1,908	367	143	112	1,286	302	0	0	0	0	0	302
Federal (0350)	5,422	2,618	579	447	1,778	882	0	0	0	0	0	882
TOTALS	7,330	2,985	722	559	3,064	1,183	0	0	0	0	0	1,183

KA0-FDT23-UNION STATION INTERMODAL CENTER

Agency: DEPARTMENT OF TRANSPORTATION (KA0)
Implementing Agency: DEPARTMENT OF TRANSPORTATION (KA0)
Project No: FDT23
Ward:
Location: UNION STATION
Status: New
Useful Life of the Project:

Description:
 Feasibility study.

(Dollars in Thousands)

Funding By Phase - Prior Funding						Proposed Funding						
Phase	Allotments	Spent	Enc/ID-Adv	Pre-Enc	Balance	FY 2011	FY 2012	FY 2013	FY 2014	FY 2015	FY 2016	6 Yr Total
(01) Design	1,000	956	11	0	33	4	0	0	0	0	0	4
TOTALS	1,000	956	11	0	33	4	0	0	0	0	0	4

Funding By Source - Prior Funding						Proposed Funding						
Source	Allotments	Spent	Enc/ID-Adv	Pre-Enc	Balance	FY 2011	FY 2012	FY 2013	FY 2014	FY 2015	FY 2016	6 Yr Total
Highway Trust Fund (0320)	200	191	2	0	7	1	0	0	0	0	0	1
Federal (0350)	800	765	9	0	26	3	0	0	0	0	0	3
TOTALS	1,000	956	11	0	33	4	0	0	0	0	0	4

KA0-HTF02-11TH ST BRIDGE

Agency: DEPARTMENT OF TRANSPORTATION (KA0)
Implementing Agency: DEPARTMENT OF TRANSPORTATION (KA0)
Project No: HTF02
Ward:
Location: 11TH STREET BRIDGE
Status: New
Useful Life of the Project:

Description:
 11TH ST BRIDGE

(Dollars in Thousands)

Funding By Phase - Prior Funding						Proposed Funding						
Phase	Allotments	Spent	Enc/ID-Adv	Pre-Enc	Balance	FY 2011	FY 2012	FY 2013	FY 2014	FY 2015	FY 2016	6 Yr Total
(04) Construction	0	0	0	0	0	6,520	6,520	9,780	9,780	9,780	9,780	52,160
TOTALS	0	0	0	0	0	6,520	6,520	9,780	9,780	9,780	9,780	52,160

Funding By Source - Prior Funding						Proposed Funding						
Source	Allotments	Spent	Enc/ID-Adv	Pre-Enc	Balance	FY 2011	FY 2012	FY 2013	FY 2014	FY 2015	FY 2016	6 Yr Total
Highway Trust Fund (0320)	0	0	0	0	0	1,304	1,304	1,956	1,956	1,956	1,956	10,432
Federal (0350)	0	0	0	0	0	5,216	5,216	7,824	7,824	7,824	7,824	41,728
TOTALS	0	0	0	0	0	6,520	6,520	9,780	9,780	9,780	9,780	52,160

KA0-PM017-FY04 RESEARCH PROGRAM

Agency: DEPARTMENT OF TRANSPORTATION (KA0)
Implementing Agency: DEPARTMENT OF TRANSPORTATION (KA0)
Project No: PM017
Ward:
Location: DISTRICT-WIDE
Status: Ongoing Subprojects
Useful Life of the Project: 30

Description:

The purpose of the Research and Technology Program is to support the broad mission of the agency, which is to enhance the quality of life for District residents and visitors by ensuring that people, goods, and information move efficiently and safely, with minimal adverse impacts on residents and the environment. Work is performed in-house and by other entities, such as private consultants and other universities.

(Dollars in Thousands)

Funding By Phase - Prior Funding						Proposed Funding						
Phase	Allotments	Spent	Enc/ID-Adv	Pre-Enc	Balance	FY 2011	FY 2012	FY 2013	FY 2014	FY 2015	FY 2016	6 Yr Total
(01) Design	1,492	1,167	355	0	-31	91	0	0	0	0	0	91
TOTALS	1,492	1,167	355	0	-31	91	0	0	0	0	0	91

Funding By Source - Prior Funding						Proposed Funding						
Source	Allotments	Spent	Enc/ID-Adv	Pre-Enc	Balance	FY 2011	FY 2012	FY 2013	FY 2014	FY 2015	FY 2016	6 Yr Total
Highway Trust Fund (0320)	109	107	33	0	-31	27	0	0	0	0	0	27
Federal (0350)	1,382	1,060	323	0	0	64	0	0	0	0	0	64
TOTALS	1,492	1,167	355	0	-31	91	0	0	0	0	0	91

KA0-PM043-FY06 TECHNOLOGY TRANSFER AND QUICK RESPN

Agency: DEPARTMENT OF TRANSPORTATION (KA0)
Implementing Agency: DEPARTMENT OF TRANSPORTATION (KA0)
Project No: PM043
Ward: 1
Location: 2000 14TH STREET, NW
Status: Ongoing Subprojects
Useful Life of the Project:



Description:

Requests for pressing research needs often arise between annual research project solicitations. To provide a more responsive Research Program to help DDOT grow as an agency; and increase the utility and stature of the research program.

(Dollars in Thousands)

Funding By Phase - Prior Funding						Proposed Funding						
Phase	Allotments	Spent	Enc/ID-Adv	Pre-Enc	Balance	FY 2011	FY 2012	FY 2013	FY 2014	FY 2015	FY 2016	6 Yr Total
(01) Design	317	219	97	0	0	68	38	0	0	0	0	106
TOTALS	317	219	97	0	0	68	38	0	0	0	0	106

Funding By Source - Prior Funding						Proposed Funding						
Source	Allotments	Spent	Enc/ID-Adv	Pre-Enc	Balance	FY 2011	FY 2012	FY 2013	FY 2014	FY 2015	FY 2016	6 Yr Total
Highway Trust Fund (0320)	63	44	19	0	0	20	11	0	0	0	0	31
Federal (0350)	254	176	78	0	0	48	27	0	0	0	0	75
TOTALS	317	219	97	0	0	68	38	0	0	0	0	106

KA0-PM048-FY07 RESEARCH & TECHNOLOGY PROGRAM ADMIN

Agency: DEPARTMENT OF TRANSPORTATION (KA0)
Implementing Agency: DEPARTMENT OF TRANSPORTATION (KA0)
Project No: PM048
Ward: 1
Location: 2000 14TH STREET, NW
Status: Ongoing Subprojects
Useful Life of the Project:



Description:

The purpose of the Research and Technology Program is to support the broad mission of the agency, which is to enhance the quality of life for District residents and visitors by ensuring that people, goods, and information move efficiently and safely, with minimal adverse impacts on residents and the environment. Work is performed in-house, by the Howard University Transportation Research Center (HUTRC), and by other entities, such as private consultants and other universities.

(Dollars in Thousands)

Funding By Phase - Prior Funding						Proposed Funding						
Phase	Allotments	Spent	Enc/ID-Adv	Pre-Enc	Balance	FY 2011	FY 2012	FY 2013	FY 2014	FY 2015	FY 2016	6 Yr Total
(01) Design	1,018	695	34	0	288	182	43	0	0	0	0	225
TOTALS	1,018	695	34	0	288	182	43	0	0	0	0	225

Funding By Source - Prior Funding						Proposed Funding						
Source	Allotments	Spent	Enc/ID-Adv	Pre-Enc	Balance	FY 2011	FY 2012	FY 2013	FY 2014	FY 2015	FY 2016	6 Yr Total
Highway Trust Fund (0320)	415	210	7	0	198	54	13	0	0	0	0	67
Federal (0350)	603	486	27	0	90	128	30	0	0	0	0	158
TOTALS	1,018	695	34	0	288	182	43	0	0	0	0	225

KA0-PM051-FY07 TECHNOLOGY TRANSFER & QUICK RESPONSE

Agency: DEPARTMENT OF TRANSPORTATION (KA0)
Implementing Agency: DEPARTMENT OF TRANSPORTATION (KA0)
Project No: PM051
Ward: 1
Location: 2000 14TH STREET, NW
Status: Ongoing Subprojects
Useful Life of the Project:



Description:

This will help DDOT to take advantage of the many new transportation technologies and training opportunities that may lead to cost savings and improved performance. To provide resources for research needs and technology transfer.

(Dollars in Thousands)

Funding By Phase - Prior Funding						Proposed Funding						
Phase	Allotments	Spent	Enc/ID-Adv	Pre-Enc	Balance	FY 2011	FY 2012	FY 2013	FY 2014	FY 2015	FY 2016	6 Yr Total
(01) Design	363	35	109	0	220	77	152	0	0	0	0	229
TOTALS	363	35	109	0	220	77	152	0	0	0	0	229

Funding By Source - Prior Funding						Proposed Funding						
Source	Allotments	Spent	Enc/ID-Adv	Pre-Enc	Balance	FY 2011	FY 2012	FY 2013	FY 2014	FY 2015	FY 2016	6 Yr Total
Highway Trust Fund (0320)	107	7	22	0	79	23	45	0	0	0	0	68
Federal (0350)	256	28	87	0	141	54	107	0	0	0	0	161
TOTALS	363	35	109	0	220	77	152	0	0	0	0	229

KA0-PM053-ENVIRONMENTAL MANAGEMENT SYSTEM

Agency: DEPARTMENT OF TRANSPORTATION (KA0)
Implementing Agency: DEPARTMENT OF TRANSPORTATION (KA0)
Project No: PM053
Ward:
Location: VARIOUS LOCATIONS
Status: 0
Useful Life of the Project:



Description:

Develop environmental management system (EMS) and processes for DDOT, including Environmental Guidebook. EMS implementation and environmental policy manual development (department wide)

(Dollars in Thousands)

Funding By Phase - Prior Funding						Proposed Funding						
Phase	Allotments	Spent	Enc/ID-Adv	Pre-Enc	Balance	FY 2011	FY 2012	FY 2013	FY 2014	FY 2015	FY 2016	6 Yr Total
(01) Design	320	240	80	0	0	102	0	0	0	0	0	102
TOTALS	320	240	80	0	0	102	0	0	0	0	0	102

Funding By Source - Prior Funding						Proposed Funding						
Source	Allotments	Spent	Enc/ID-Adv	Pre-Enc	Balance	FY 2011	FY 2012	FY 2013	FY 2014	FY 2015	FY 2016	6 Yr Total
Highway Trust Fund (0320)	123	57	66	0	0	30	0	0	0	0	0	30
Federal (0350)	197	184	13	0	0	72	0	0	0	0	0	72
TOTALS	320	240	80	0	0	102	0	0	0	0	0	102

KA0-PM054-SPR-R-2007(7)FY07 CONTINUES RESEARCH PROJECT

Agency: DEPARTMENT OF TRANSPORTATION (KA0)
Implementing Agency: DEPARTMENT OF TRANSPORTATION (KA0)
Project No: PM054
Ward: 1
Location: 2000 14TH STREET, NW
Status: 0
Useful Life of the Project:



Description:

FY07 Continued Research Projects This project provides funding: 1. Traffic Induced Vibrations 2. Effectiveness of Traffic Circles 3. Bridge Management

(Dollars in Thousands)

Funding By Phase - Prior Funding						Proposed Funding						
Phase	Allotments	Spent	Enc/ID-Adv	Pre-Enc	Balance	FY 2011	FY 2012	FY 2013	FY 2014	FY 2015	FY 2016	6 Yr Total
(01) Design	500	166	100	0	234	77	63	0	0	0	0	140
TOTALS	500	166	100	0	234	77	63	0	0	0	0	140

Funding By Source - Prior Funding						Proposed Funding						
Source	Allotments	Spent	Enc/ID-Adv	Pre-Enc	Balance	FY 2011	FY 2012	FY 2013	FY 2014	FY 2015	FY 2016	6 Yr Total
Highway Trust Fund (0320)	100	33	20	0	47	23	19	0	0	0	0	41
Federal (0350)	400	133	80	0	187	54	44	0	0	0	0	99
TOTALS	500	166	100	0	234	77	63	0	0	0	0	140

KA0-PM062-FY09 RESEARCH & TECHNOLOGY

Agency: DEPARTMENT OF TRANSPORTATION (KA0)
Implementing Agency: DEPARTMENT OF TRANSPORTATION (KA0)
Project No: PM062
Ward: 1
Location: 2000 14TH STREET, NW
Status: New
Useful Life of the Project:



Description:

The purpose of the Research Program is to support the broad mission of the agency, which is to enhance the quality of life for District residents and visitors by ensuring that people, goods, and information move efficiently and safely, with minimal adverse impacts on residents and the environment. Work is performed in-house, by the University Research assistance, and private consultants.

(Dollars in Thousands)

Funding By Phase - Prior Funding						Proposed Funding						
Phase	Allotments	Spent	Enc/ID-Adv	Pre-Enc	Balance	FY 2011	FY 2012	FY 2013	FY 2014	FY 2015	FY 2016	6 Yr Total
(01) Design	2,021	135	546	70	1,270	728	1,010	1,181	1,808	1,773	1,879	8,380
TOTALS	2,021	135	546	70	1,270	728	1,010	1,181	1,808	1,773	1,879	8,380

Funding By Source - Prior Funding						Proposed Funding						
Source	Allotments	Spent	Enc/ID-Adv	Pre-Enc	Balance	FY 2011	FY 2012	FY 2013	FY 2014	FY 2015	FY 2016	6 Yr Total
Highway Trust Fund (0320)	941	37	109	14	782	216	298	328	528	493	599	2,462
Federal (0350)	1,080	98	437	56	489	512	712	853	1,280	1,280	1,280	5,917
TOTALS	2,021	135	546	70	1,270	728	1,010	1,181	1,808	1,773	1,879	8,380

KA0-PM063-FY09 TRAINING

Agency: DEPARTMENT OF TRANSPORTATION (KA0)
Implementing Agency: DEPARTMENT OF TRANSPORTATION (KA0)
Project No: PM063
Ward:
Location: DISTRICT-WIDE
Status: 0
Useful Life of the Project:

Description:

The purpose of the training and employment development activity is to provide training, development and professional capacity building activities to DDOT employees so they have the competence and skills to provide and improve transportation services that are safe, needed and preferred by the public.

(Dollars in Thousands)

Funding By Phase - Prior Funding						Proposed Funding						
Phase	Allotments	Spent	Enc/ID-Adv	Pre-Enc	Balance	FY 2011	FY 2012	FY 2013	FY 2014	FY 2015	FY 2016	6 Yr Total
(01) Design	1,375	1,082	63	0	230	0	1,010	875	1,130	1,108	1,175	5,298
TOTALS	1,375	1,082	63	0	230	0	1,010	875	1,130	1,108	1,175	5,298

Funding By Source - Prior Funding						Proposed Funding						
Source	Allotments	Spent	Enc/ID-Adv	Pre-Enc	Balance	FY 2011	FY 2012	FY 2013	FY 2014	FY 2015	FY 2016	6 Yr Total
Highway Trust Fund (0320)	275	415	13	0	-152	0	298	243	330	308	375	1,554
Federal (0350)	1,100	667	50	0	382	0	712	632	800	800	800	3,744
TOTALS	1,375	1,082	63	0	230	0	1,010	875	1,130	1,108	1,175	5,298

KA0-PM065-SPR-PL-2(047)FY09 METROPOLITAN PLANNING

Agency: DEPARTMENT OF TRANSPORTATION (KA0)
Implementing Agency: DEPARTMENT OF TRANSPORTATION (KA0)
Project No: PM065
Ward: 6
Location: 777 NORTH CAPITOL STREET, NE
Status: Ongoing Subprojects
Useful Life of the Project:



Description:

FY09 Metropolitan Planning FY09 Metropolitan Washington Council of Governments program to provide regional planning for the metropolitan area.

(Dollars in Thousands)

Funding By Phase - Prior Funding						Proposed Funding						
Phase	Allotments	Spent	Enc/ID-Adv	Pre-Enc	Balance	FY 2011	FY 2012	FY 2013	FY 2014	FY 2015	FY 2016	6 Yr Total
(01) Design	2,255	1,696	0	0	559	2,177	2,477	2,199	2,910	2,925	3,179	15,866
TOTALS	2,255	1,696	0	0	559	2,177	2,477	2,199	2,910	2,925	3,179	15,866

Funding By Source - Prior Funding						Proposed Funding						
Source	Allotments	Spent	Enc/ID-Adv	Pre-Enc	Balance	FY 2011	FY 2012	FY 2013	FY 2014	FY 2015	FY 2016	6 Yr Total
Highway Trust Fund (0320)	451	192	0	0	259	646	731	611	849	813	1,014	4,664
Federal (0350)	1,804	1,503	0	0	300	1,531	1,745	1,588	2,060	2,112	2,165	11,201
TOTALS	2,255	1,696	0	0	559	2,177	2,477	2,199	2,910	2,925	3,179	15,866

KA0-PM066-FY09 STATE PLANNING & RESEARCH PROGRAM 0001(046)

Agency: DEPARTMENT OF TRANSPORTATION (KA0)
Implementing Agency: DEPARTMENT OF TRANSPORTATION (KA0)
Project No: PM066
Ward: 1
Location: 2000 14TH STREET, NW
Status: Ongoing Subprojects
Useful Life of the Project:



Description:

FY09 STATE PLANNING AND RESEARCH PROGRAM SPR-0001(046) TO ESTABLISH FUNDING FOR THE FIRST QUARTER FY09 SPR-PROGRAM.

(Dollars in Thousands)

Funding By Phase - Prior Funding						Proposed Funding						
Phase	Allotments	Spent	Enc/ID-Adv	Pre-Enc	Balance	FY 2011	FY 2012	FY 2013	FY 2014	FY 2015	FY 2016	6 Yr Total
(01) Design	3,315	4,109	325	0	-1,119	2,947	3,353	2,976	3,939	3,959	4,303	21,478
TOTALS	3,315	4,109	325	0	-1,119	2,947	3,353	2,976	3,939	3,959	4,303	21,478

Funding By Source - Prior Funding						Proposed Funding						
Source	Allotments	Spent	Enc/ID-Adv	Pre-Enc	Balance	FY 2011	FY 2012	FY 2013	FY 2014	FY 2015	FY 2016	6 Yr Total
Highway Trust Fund (0320)	663	1,949	65	0	-1,351	875	990	827	1,150	1,100	1,372	6,314
Federal (0350)	2,652	2,160	260	0	232	2,072	2,363	2,150	2,789	2,859	2,930	15,163
TOTALS	3,315	4,109	325	0	-1,119	2,947	3,353	2,976	3,939	3,959	4,303	21,478

KA0-PM067-RIGHTS OF WAY PROGRAM STP-8888(309)

Agency: DEPARTMENT OF TRANSPORTATION (KA0)
Implementing Agency: DEPARTMENT OF TRANSPORTATION (KA0)
Project No: PM067
Ward:
Location: DISTRICT-WIDE
Status: New
Useful Life of the Project:

Description:
 RIGHTS-OF-WAY

(Dollars in Thousands)

Funding By Phase - Prior Funding						Proposed Funding						
Phase	Allotments	Spent	Enc/ID-Adv	Pre-Enc	Balance	FY 2011	FY 2012	FY 2013	FY 2014	FY 2015	FY 2016	6 Yr Total
(01) Design	187	0	0	0	187	146	177	153	198	194	206	1,073
TOTALS	187	0	0	0	187	146	177	153	198	194	206	1,073

Funding By Source - Prior Funding						Proposed Funding						
Source	Allotments	Spent	Enc/ID-Adv	Pre-Enc	Balance	FY 2011	FY 2012	FY 2013	FY 2014	FY 2015	FY 2016	6 Yr Total
Highway Trust Fund (0320)	44	0	0	0	44	43	52	43	58	54	66	315
Federal (0350)	143	0	0	0	143	102	125	111	140	140	140	758
TOTALS	187	0	0	0	187	146	177	153	198	194	206	1,073

KA0-PM068-FY09 RESEARCH & TECHNOLOGY

Agency: DEPARTMENT OF TRANSPORTATION (KA0)
Implementing Agency: DEPARTMENT OF TRANSPORTATION (KA0)
Project No: PM068
Ward: 1
Location: 2000 14TH STREET, NW
Status: Ongoing Subprojects
Useful Life of the Project:



Description:
 Research and Technology Development Program Administration - District-wide

(Dollars in Thousands)

Funding By Phase - Prior Funding						Proposed Funding						
Phase	Allotments	Spent	Enc/ID-Adv	Pre-Enc	Balance	FY 2011	FY 2012	FY 2013	FY 2014	FY 2015	FY 2016	6 Yr Total
(01) Design	1,736	626	473	100	537	232	238	226	0	0	0	696
TOTALS	1,736	626	473	100	537	232	238	226	0	0	0	696

Funding By Source - Prior Funding						Proposed Funding						
Source	Allotments	Spent	Enc/ID-Adv	Pre-Enc	Balance	FY 2011	FY 2012	FY 2013	FY 2014	FY 2015	FY 2016	6 Yr Total
Highway Trust Fund (0320)	347	189	95	20	43	69	70	63	0	0	0	202
Federal (0350)	1,388	436	378	80	494	163	168	163	0	0	0	494
TOTALS	1,736	626	473	100	537	232	238	226	0	0	0	696

KA0-PM069-FY10 TRAINING

Agency: DEPARTMENT OF TRANSPORTATION (KA0)
Implementing Agency: DEPARTMENT OF TRANSPORTATION (KA0)
Project No: PM069
Ward: 1
Location: 2000 14TH STREET, NW
Status: New
Useful Life of the Project:



Description:
 TO PROVIDE TRAINING FOR EMPLOYEES AT DDOT.

(Dollars in Thousands)

Funding By Phase - Prior Funding						Proposed Funding						
Phase	Allotments	Spent	Enc/ID-Adv	Pre-Enc	Balance	FY 2011	FY 2012	FY 2013	FY 2014	FY 2015	FY 2016	6 Yr Total
(01) Design	1,000	485	216	0	299	385	0	0	0	0	0	385
TOTALS	1,000	485	216	0	299	385	0	0	0	0	0	385

Funding By Source - Prior Funding						Proposed Funding						
Source	Allotments	Spent	Enc/ID-Adv	Pre-Enc	Balance	FY 2011	FY 2012	FY 2013	FY 2014	FY 2015	FY 2016	6 Yr Total
Highway Trust Fund (0320)	169	82	36	0	50	114	0	0	0	0	0	114
Federal (0350)	832	403	180	0	249	270	0	0	0	0	0	270
TOTALS	1,000	485	216	0	299	385	0	0	0	0	0	385

KA0-PM073-CW PRKG MGT DATA COLL & ANALYSIS 8888316

Agency: DEPARTMENT OF TRANSPORTATION (KA0)
Implementing Agency: DEPARTMENT OF TRANSPORTATION (KA0)
Project No: PM073
Ward: 1
Location: District-wide
Status: Contract agreements submitted to OCP
Useful Life of the Project:

Description:
 Citywide Parking Management Plan Data Collection and Analysis

(Dollars in Thousands)

Funding By Phase - Prior Funding						Proposed Funding						
Phase	Allotments	Spent	Enc/ID-Adv	Pre-Enc	Balance	FY 2011	FY 2012	FY 2013	FY 2014	FY 2015	FY 2016	6 Yr Total
(01) Design	100	0	100	0	0	18	0	0	0	0	0	18
TOTALS	100	0	100	0	0	18	0	0	0	0	0	18

Funding By Source - Prior Funding						Proposed Funding						
Source	Allotments	Spent	Enc/ID-Adv	Pre-Enc	Balance	FY 2011	FY 2012	FY 2013	FY 2014	FY 2015	FY 2016	6 Yr Total
Highway Trust Fund (0320)	17	0	17	0	0	5	0	0	0	0	0	5
Federal (0350)	83	0	83	0	0	13	0	0	0	0	0	13
TOTALS	100	0	100	0	0	18	0	0	0	0	0	18

KA0-PM075-1ST & GALLOWAY ST NE

Agency: DEPARTMENT OF TRANSPORTATION (KA0)
Implementing Agency: DEPARTMENT OF TRANSPORTATION (KA0)
Project No: PM075
Ward: 1
Location: 1ST & GALLOWAY STs NE
Status:
Useful Life of the Project:

Description:
 Transportation Access Study

(Dollars in Thousands)

Funding By Phase - Prior Funding						Proposed Funding						
Phase	Allotments	Spent	Enc/ID-Adv	Pre-Enc	Balance	FY 2011	FY 2012	FY 2013	FY 2014	FY 2015	FY 2016	6 Yr Total
(01) Design	323	213	52	0	57	223	248	0	0	0	0	471
(03) Project Management	0	0	0	0	0	0	30	233	0	0	0	262
(04) Construction	0	0	0	0	0	0	297	2,326	0	0	0	2,624
TOTALS	323	213	52	0	57	223	575	2,559	0	0	0	3,357

Funding By Source - Prior Funding						Proposed Funding						
Source	Allotments	Spent	Enc/ID-Adv	Pre-Enc	Balance	FY 2011	FY 2012	FY 2013	FY 2014	FY 2015	FY 2016	6 Yr Total
Highway Trust Fund (0320)	54	39	9	0	7	57	146	608	0	0	0	811
Federal (0350)	268	174	43	0	50	166	429	1,951	0	0	0	2,546
TOTALS	323	213	52	0	57	223	575	2,559	0	0	0	3,357

KA0-PM079-TRANSPORTATION IMPACT ASSESSMENT GUIDELINES

Agency: DEPARTMENT OF TRANSPORTATION (KA0)
Implementing Agency: DEPARTMENT OF TRANSPORTATION (KA0)
Project No: PM079
Ward: 1
Location: Citywide
Status: Contract agreements submitted to OCP
Useful Life of the Project:

Description:
 Transportation Impact Assessment Guidelines

(Dollars in Thousands)

Funding By Phase - Prior Funding						Proposed Funding						
Phase	Allotments	Spent	Enc/ID-Adv	Pre-Enc	Balance	FY 2011	FY 2012	FY 2013	FY 2014	FY 2015	FY 2016	6 Yr Total
(00) Feasibility Studies	0	0	0	0	0	0	0	181	78	0	0	259
TOTALS	0	0	0	0	0	0	0	181	78	0	0	259

Funding By Source - Prior Funding						Proposed Funding						
Source	Allotments	Spent	Enc/ID-Adv	Pre-Enc	Balance	FY 2011	FY 2012	FY 2013	FY 2014	FY 2015	FY 2016	6 Yr Total
Highway Trust Fund (0320)	0	0	0	0	0	0	0	43	19	0	0	62
Federal (0350)	0	0	0	0	0	0	0	138	58	0	0	196
TOTALS	0	0	0	0	0	0	0	181	78	0	0	259

KA0-PM080-STP8888352 DDOT TRANSP PLANNING MANUAL

Agency: DEPARTMENT OF TRANSPORTATION (KA0)
Implementing Agency: DEPARTMENT OF TRANSPORTATION (KA0)
Project No: PM080
Ward: 1
Location: DW
Status: Contract agreements submitted to OCP
Useful Life of the Project:

Description:

To develop a manual for DDOT that describes both the transp. planning regs, processes, and requirements

(Dollars in Thousands)

Funding By Phase - Prior Funding						Proposed Funding						
Phase	Allotments	Spent	Enc/ID-Adv	Pre-Enc	Balance	FY 2011	FY 2012	FY 2013	FY 2014	FY 2015	FY 2016	6 Yr Total
(01) Design	0	0	0	0	0	22	89	121	0	0	0	232
TOTALS	0	0	0	0	0	22	89	121	0	0	0	232

Funding By Source - Prior Funding						Proposed Funding						
Source	Allotments	Spent	Enc/ID-Adv	Pre-Enc	Balance	FY 2011	FY 2012	FY 2013	FY 2014	FY 2015	FY 2016	6 Yr Total
Highway Trust Fund (0320)	0	0	0	0	0	6	23	29	0	0	0	57
Federal (0350)	0	0	0	0	0	17	67	92	0	0	0	175
TOTALS	0	0	0	0	0	22	89	121	0	0	0	232

KA0-PM082-ROCK CREEK PARK WEST TRANSPORTATION PLAN

Agency: DEPARTMENT OF TRANSPORTATION (KA0)
Implementing Agency: DEPARTMENT OF TRANSPORTATION (KA0)
Project No: PM082
Ward: 1
Location: Ward 3,4
Status: Contract agreements submitted to OCP
Useful Life of the Project:

Description:

Rock Creek Park West Transportation Management Plan

(Dollars in Thousands)

Funding By Phase - Prior Funding						Proposed Funding						
Phase	Allotments	Spent	Enc/ID-Adv	Pre-Enc	Balance	FY 2011	FY 2012	FY 2013	FY 2014	FY 2015	FY 2016	6 Yr Total
(01) Design	0	0	0	0	0	0	89	0	0	0	0	89
TOTALS	0	0	0	0	0	0	89	0	0	0	0	89

Funding By Source - Prior Funding						Proposed Funding						
Source	Allotments	Spent	Enc/ID-Adv	Pre-Enc	Balance	FY 2011	FY 2012	FY 2013	FY 2014	FY 2015	FY 2016	6 Yr Total
Highway Trust Fund (0320)	0	0	0	0	0	0	23	0	0	0	0	23
Federal (0350)	0	0	0	0	0	0	67	0	0	0	0	67
TOTALS	0	0	0	0	0	0	89	0	0	0	0	89

KA0-SR004-FY03 FA RECONSTRUCTION/RESURFACING/UPGRADING -

Agency: DEPARTMENT OF TRANSPORTATION (KA0)
Implementing Agency: DEPARTMENT OF TRANSPORTATION (KA0)
Project No: SR004
Ward: 2
Location: WASHINGTON CIRCLE
Status: Ongoing Subprojects
Useful Life of the Project: 30

Description:

Roadway Resurfacing, reconstruction, and improvement of Washington Circle. IPMA reconstruction/Resurfacing of the roadway, improvement of the Washington Circle requested by NPS to assure safety of pedestrian/vehicular traffic around the circle. Upgrading drainage, street lights, traffic signals, planting new trees, and new lane markings.

(Dollars in Thousands)

Funding By Phase - Prior Funding						Proposed Funding						
Phase	Allotments	Spent	Enc/ID-Adv	Pre-Enc	Balance	FY 2011	FY 2012	FY 2013	FY 2014	FY 2015	FY 2016	6 Yr Total
(01) Design	1,312	1,125	241	0	-55	0	0	0	0	0	0	0
(03) Project Management	0	0	0	0	0	0	0	215	277	164	172	828
(04) Construction	0	0	0	0	0	0	0	2,154	2,773	1,636	1,721	8,285
TOTALS	1,312	1,125	241	0	-55	0	0	2,370	3,051	1,800	1,893	9,113

Funding By Source - Prior Funding						Proposed Funding						
Source	Allotments	Spent	Enc/ID-Adv	Pre-Enc	Balance	FY 2011	FY 2012	FY 2013	FY 2014	FY 2015	FY 2016	6 Yr Total
Highway Trust Fund (0320)	109	197	24	0	-113	0	0	563	764	428	521	2,276
Federal (0350)	1,203	928	217	0	58	0	0	1,806	2,287	1,372	1,372	6,837
TOTALS	1,312	1,125	241	0	-55	0	0	2,370	3,051	1,800	1,893	9,113

KA0-SR009-FY03 FA RECONSTRUCTION/RESURFACING/UPGRADING -

Agency: DEPARTMENT OF TRANSPORTATION (KA0)
Implementing Agency: DEPARTMENT OF TRANSPORTATION (KA0)
Project No: SR009
Ward: 4
Location: WARD 4
Status: New
Useful Life of the Project: 30

Description:

Roadway improvement, installation of new sidewalk on west side, new curb and gutter, new bridge over Pinehurst Run. Design and prepare contract documents for roadway improvement, installation of new sidewalk on west side, new curb and gutter, new bridge over Pinehurst Run.

(Dollars in Thousands)

Funding By Phase - Prior Funding						Proposed Funding						
Phase	Allotments	Spent	Enc/ID-Adv	Pre-Enc	Balance	FY 2011	FY 2012	FY 2013	FY 2014	FY 2015	FY 2016	6 Yr Total
(01) Design	694	225	10	0	459	431	436	0	0	0	0	867
(03) Project Management	0	0	0	0	0	0	99	517	0	0	0	616
(04) Construction	0	0	0	0	0	0	644	4,610	0	0	0	5,254
TOTALS	694	225	10	0	459	431	1,180	5,127	0	0	0	6,737

Funding By Source - Prior Funding						Proposed Funding						
Source	Allotments	Spent	Enc/ID-Adv	Pre-Enc	Balance	FY 2011	FY 2012	FY 2013	FY 2014	FY 2015	FY 2016	6 Yr Total
Highway Trust Fund (0320)	75	78	2	0	-5	110	299	1,218	0	0	0	1,627
Federal (0350)	619	147	8	0	464	321	881	3,908	0	0	0	5,110
TOTALS	694	225	10	0	459	431	1,180	5,127	0	0	0	6,737

KA0-SR014-FY03 FA RECONSTR/RESURF/UPGD/ WARD 5

Agency: DEPARTMENT OF TRANSPORTATION (KA0)
Implementing Agency: DEPARTMENT OF TRANSPORTATION (KA0)
Project No: SR014
Ward: 5
Location: WARD 5
Status: New
Useful Life of the Project: 30

Description:

Roadway resurfacing, roadway reconstruction, and roadway upgrading will be combined into this project. Each contract will be developed by ward to perform resurfacing, reconstruction and upgrading within the same geographic area.

(Dollars in Thousands)

Funding By Phase - Prior Funding						Proposed Funding						
Phase	Allotments	Spent	Enc/ID-Adv	Pre-Enc	Balance	FY 2011	FY 2012	FY 2013	FY 2014	FY 2015	FY 2016	6 Yr Total
(01) Design	624	663	14	0	-54	0	0	0	0	0	0	0
(03) Project Management	9,668	8,544	251	0	873	893	991	862	1,109	1,091	1,147	6,093
(04) Construction	64,740	53,589	8,078	0	3,073	3,571	9,914	8,616	11,094	10,909	11,471	55,576
TOTALS	75,032	62,797	8,343	0	3,892	4,464	10,905	9,478	12,203	12,000	12,619	61,669

Funding By Source - Prior Funding						Proposed Funding						
Source	Allotments	Spent	Enc/ID-Adv	Pre-Enc	Balance	FY 2011	FY 2012	FY 2013	FY 2014	FY 2015	FY 2016	6 Yr Total
Highway Trust Fund (0320)	14,622	12,800	1,535	0	287	1,138	2,765	2,252	3,057	2,853	3,472	15,537
Federal (0350)	60,410	49,997	6,808	0	3,605	3,326	8,140	7,226	9,147	9,147	9,147	46,132
TOTALS	75,032	62,797	8,343	0	3,892	4,464	10,905	9,478	12,203	12,000	12,619	61,669

KA0-SR032-RIGGS RD NE & S DAKOTA AV NE

Agency: DEPARTMENT OF TRANSPORTATION (KA0)
Implementing Agency: DEPARTMENT OF TRANSPORTATION (KA0)
Project No: SR032
Ward: 4
Location: RIGGS ROAD, NE
Status: Ongoing Subprojects
Useful Life of the Project: 20

Description:

Roadway Resurfacing, Roadway Reconstruction, and Roadway Upgrading will be combined into this project. Each contract will be developed by ward to perform resurfacing, reconstruction and upgrading within the same geographic area.

(Dollars in Thousands)

Funding By Phase - Prior Funding						Proposed Funding						
Phase	Allotments	Spent	Enc/ID-Adv	Pre-Enc	Balance	FY 2011	FY 2012	FY 2013	FY 2014	FY 2015	FY 2016	6 Yr Total
(01) Design	860	1,105	21	0	-265	0	0	0	0	0	0	0
(03) Project Management	1,558	312	58	0	1,188	898	142	0	0	0	0	1,040
(04) Construction	7,869	489	5,492	0	1,888	4,918	780	0	0	0	0	5,699
TOTALS	10,287	1,906	5,571	0	2,811	5,816	923	0	0	0	0	6,739

Funding By Source - Prior Funding						Proposed Funding						
Source	Allotments	Spent	Enc/ID-Adv	Pre-Enc	Balance	FY 2011	FY 2012	FY 2013	FY 2014	FY 2015	FY 2016	6 Yr Total
Highway Trust Fund (0320)	3,244	606	589	0	2,049	1,483	234	0	0	0	0	1,717
Federal (0350)	7,044	1,300	4,981	0	762	4,333	689	0	0	0	0	5,022
TOTALS	10,287	1,906	5,571	0	2,811	5,816	923	0	0	0	0	6,739

KA0-SR036-STP-3105(005)RECONSTR OF 18TH ST, NW

Agency: DEPARTMENT OF TRANSPORTATION (KA0)
Implementing Agency: DEPARTMENT OF TRANSPORTATION (KA0)
Project No: SR036
Ward:
Location: 18TH STREET, NW
Status: Ongoing Subprojects
Useful Life of the Project:

Description:

Total reconstruction of 18th Street including alignment change. Sidewalk will be widened by 6' and 4' on each side and angle parking will be converted to parallel parking. Total reconstruction of 18th Street including alignment change. Sidewalk will be widened by 6' and 4' on each side and angle parking will be converted to parallel parking.

(Dollars in Thousands)

Funding By Phase - Prior Funding						Proposed Funding						
Phase	Allotments	Spent	Enc/ID-Adv	Pre-Enc	Balance	FY 2011	FY 2012	FY 2013	FY 2014	FY 2015	FY 2016	6 Yr Total
(01) Design	1,812	1,406	57	0	348	0	0	0	0	0	0	0
(03) Project Management	292	0	0	0	292	723	268	0	0	0	0	991
(04) Construction	557	0	0	0	557	4,821	1,784	0	0	0	0	6,606
TOTALS	2,660	1,406	57	0	1,197	5,545	2,052	0	0	0	0	7,597

Funding By Source - Prior Funding						Proposed Funding						
Source	Allotments	Spent	Enc/ID-Adv	Pre-Enc	Balance	FY 2011	FY 2012	FY 2013	FY 2014	FY 2015	FY 2016	6 Yr Total
Highway Trust Fund (0320)	1,775	492	10	0	1,274	1,414	520	0	0	0	0	1,934
Federal (0350)	885	914	48	0	-77	4,131	1,532	0	0	0	0	5,663
TOTALS	2,660	1,406	57	0	1,197	5,545	2,052	0	0	0	0	7,597

KA0-SR037-FY 2007 PAVEMENT RESTORATION - NHS STREETS

Agency: DEPARTMENT OF TRANSPORTATION (KA0)
Implementing Agency: DEPARTMENT OF TRANSPORTATION (KA0)
Project No: SR037
Ward:
Location: DISTRICT-WIDE
Status: Ongoing Subprojects
Useful Life of the Project:

Description:

National Highway System Routes Pavement Restoration project Work consist of performing preventative maintenance activities to rehabilitate and maintain roadway and roadside assets, within the rights-of-way on the District's portion of the National Highway System (NHS).

(Dollars in Thousands)

Funding By Phase - Prior Funding						Proposed Funding						
Phase	Allotments	Spent	Enc/ID-Adv	Pre-Enc	Balance	FY 2011	FY 2012	FY 2013	FY 2014	FY 2015	FY 2016	6 Yr Total
(03) Project Management	2,025	907	127	0	991	219	243	211	272	267	281	1,493
(04) Construction	6,619	2,385	912	1,518	1,805	1,518	1,685	1,465	1,886	1,855	1,950	10,359
TOTALS	8,644	3,291	1,040	1,518	2,795	1,737	1,928	1,676	2,158	2,122	2,231	11,851

Funding By Source - Prior Funding						Proposed Funding						
Source	Allotments	Spent	Enc/ID-Adv	Pre-Enc	Balance	FY 2011	FY 2012	FY 2013	FY 2014	FY 2015	FY 2016	6 Yr Total
Highway Trust Fund (0320)	2,035	929	203	324	579	443	489	398	540	505	614	2,989
Federal (0350)	6,609	2,362	836	1,194	2,217	1,294	1,439	1,278	1,617	1,617	1,617	8,863
TOTALS	8,644	3,291	1,040	1,518	2,795	1,737	1,928	1,676	2,158	2,122	2,231	11,851

KA0-SR045-STP-1113(029) - SOUTH DAKOTA AV NE SAFETY IMPROVE

Agency: DEPARTMENT OF TRANSPORTATION (KA0)
Implementing Agency: DEPARTMENT OF TRANSPORTATION (KA0)
Project No: SR045
Ward:
Location: SOUTH DAKOTA AVENUE, NE
Status: Ongoing Subprojects
Useful Life of the Project:

Description:

This project is located on South Dakota Avenue, NE, between New York Avenue and Riggs Road and was generated from the planning study that was done to respond to speeding and safety of pedestrians in the whole corridor. install new pavement markings, channelize some intersections, change timing on traffic signals and mill and overlay the curb travel lanes.

(Dollars in Thousands)

Funding By Phase - Prior Funding						Proposed Funding						
Phase	Allotments	Spent	Enc/ID-Adv	Pre-Enc	Balance	FY 2011	FY 2012	FY 2013	FY 2014	FY 2015	FY 2016	6 Yr Total
(01) Design	843	22	0	0	820	0	0	0	0	0	0	0
(03) Project Management	84	0	0	0	84	0	0	0	0	0	459	459
(04) Construction	607	0	0	0	607	0	0	0	0	0	4,130	4,130
TOTALS	1,533	22	0	0	1,511	0	0	0	0	0	4,589	4,589

Funding By Source - Prior Funding						Proposed Funding						
Source	Allotments	Spent	Enc/ID-Adv	Pre-Enc	Balance	FY 2011	FY 2012	FY 2013	FY 2014	FY 2015	FY 2016	6 Yr Total
Highway Trust Fund (0320)	878	10	0	0	868	0	0	0	0	0	1,263	1,263
Federal (0350)	655	13	0	0	642	0	0	0	0	0	3,326	3,326
TOTALS	1,533	22	0	0	1,511	0	0	0	0	0	4,589	4,589

KA0-SR049-KENILWORTH AVE CORRIDOR-EAST CAP INTERCHANGE

Agency: DEPARTMENT OF TRANSPORTATION (KA0)
Implementing Agency: DEPARTMENT OF TRANSPORTATION (KA0)
Project No: SR049
Ward: 7
Location: KENILWORTH AVENUE & EAST CAPITOL STREET
Status: New
Useful Life of the Project:

Description:

Reconstruction of the Kenilworth Avenue / East Capitol Street interchange. Either a diamond interchange or a SPUI is built to replace the existing interchange. Project would provide pedestrian, bike and vehicle movement on, off and over Kenilworth Ave.

(Dollars in Thousands)

Funding By Phase - Prior Funding						Proposed Funding						
Phase	Allotments	Spent	Enc/ID-Adv	Pre-Enc	Balance	FY 2011	FY 2012	FY 2013	FY 2014	FY 2015	FY 2016	6 Yr Total
(01) Design	63	0	0	0	63	0	0	0	0	0	3,584	3,584
TOTALS	63	0	0	0	63	0	0	0	0	0	3,584	3,584

Funding By Source - Prior Funding						Proposed Funding						
Source	Allotments	Spent	Enc/ID-Adv	Pre-Enc	Balance	FY 2011	FY 2012	FY 2013	FY 2014	FY 2015	FY 2016	6 Yr Total
Highway Trust Fund (0320)	63	0	0	0	63	0	0	0	0	0	986	986
Federal (0350)	0	0	0	0	0	0	0	0	0	0	2,598	2,598
TOTALS	63	0	0	0	63	0	0	0	0	0	3,584	3,584

KA0-SR050-KENILWORTH AVE CORRIDOR-MID TERM IMPROVS

Agency: DEPARTMENT OF TRANSPORTATION (KA0)
Implementing Agency: DEPARTMENT OF TRANSPORTATION (KA0)
Project No: SR050
Ward: 7
Location: KENILWORTH AVENUE, NE
Status: New
Useful Life of the Project:

Description:

Mid Term Improvements recommended in the Kenilworth Avenue Corridor Study including: -Neighborhood Identification Program -Replace or improve Pedestrian Bridge at Minnesota Ave. and Deanwood Metro Stations -Pedestrian and Bicycle Related Improvements A/E consultant to provide PS&E package

(Dollars in Thousands)

Funding By Phase - Prior Funding						Proposed Funding						
Phase	Allotments	Spent	Enc/ID-Adv	Pre-Enc	Balance	FY 2011	FY 2012	FY 2013	FY 2014	FY 2015	FY 2016	6 Yr Total
(01) Design	0	0	0	0	0	0	0	0	0	1,636	1,721	3,357
TOTALS	0	0	0	0	0	0	0	0	0	1,636	1,721	3,357

Funding By Source - Prior Funding						Proposed Funding						
Source	Allotments	Spent	Enc/ID-Adv	Pre-Enc	Balance	FY 2011	FY 2012	FY 2013	FY 2014	FY 2015	FY 2016	6 Yr Total
Highway Trust Fund (0320)	0	0	0	0	0	0	0	0	0	389	473	863
Federal (0350)	0	0	0	0	0	0	0	0	0	1,247	1,247	2,495
TOTALS	0	0	0	0	0	0	0	0	0	1,636	1,721	3,357

KA0-SR053-FEDERAL ROAD REHABILITATION

Agency: DEPARTMENT OF TRANSPORTATION (KA0)
Implementing Agency: DEPARTMENT OF TRANSPORTATION (KA0)
Project No: SR053
Ward:
Location: DISTRICT-WIDE
Status: Ongoing Subprojects
Useful Life of the Project:

Description:

Roadway rehabilitation, roadway reconstruction, and roadway upgrading will be combined into this project. Each contract will be developed by ward to perform resurfacing, reconstruction and upgrading within the same geographic area.

(Dollars in Thousands)

Funding By Phase - Prior Funding						Proposed Funding						
Phase	Allotments	Spent	Enc/ID-Adv	Pre-Enc	Balance	FY 2011	FY 2012	FY 2013	FY 2014	FY 2015	FY 2016	6 Yr Total
(01) Design	0	0	0	0	0	0	0	431	555	545	574	2,105
(03) Project Management	0	0	0	0	0	0	0	517	943	927	975	3,362
(04) Construction	0	0	0	0	0	0	0	4,653	5,991	5,891	0	16,534
TOTALS	0	0	0	0	0	0	0	5,601	7,488	7,364	1,549	22,001

Funding By Source - Prior Funding						Proposed Funding						
Source	Allotments	Spent	Enc/ID-Adv	Pre-Enc	Balance	FY 2011	FY 2012	FY 2013	FY 2014	FY 2015	FY 2016	6 Yr Total
Highway Trust Fund (0320)	0	0	0	0	0	0	0	1,331	1,876	1,751	426	5,384
Federal (0350)	0	0	0	0	0	0	0	4,270	5,613	5,613	1,123	16,618
TOTALS	0	0	0	0	0	0	0	5,601	7,488	7,364	1,549	22,001

KA0-SR055-NJ AVE, NW MA AVE TO NY AVE

Agency: DEPARTMENT OF TRANSPORTATION (KA0)
Implementing Agency: DEPARTMENT OF TRANSPORTATION (KA0)
Project No: SR055
Ward: 6
Location: NEW JERSEY AVENUE, NW
Status: New
Useful Life of the Project:

Description:

This is a safety improvement project to facilitate pedestrian and motorists flows. New Jersey will be converted into two traffic from New York to I Street, NW This is a channelization project to provide a better movement of pedestrian and vehicular traffic at this busy intersection. The traffic will be allowed to travel in both direction on New Jersey Avenue to better serve the community.

(Dollars in Thousands)

Funding By Phase - Prior Funding						Proposed Funding						
Phase	Allotments	Spent	Enc/ID-Adv	Pre-Enc	Balance	FY 2011	FY 2012	FY 2013	FY 2014	FY 2015	FY 2016	6 Yr Total
(01) Design	0	0	0	0	0	36	59	0	0	0	0	95
(03) Project Management	0	0	0	0	0	0	35	271	0	0	0	306
(04) Construction	0	0	0	0	0	0	248	1,939	0	0	0	2,187
TOTALS	0	0	0	0	0	36	342	2,210	0	0	0	2,588

Funding By Source - Prior Funding						Proposed Funding						
Source	Allotments	Spent	Enc/ID-Adv	Pre-Enc	Balance	FY 2011	FY 2012	FY 2013	FY 2014	FY 2015	FY 2016	6 Yr Total
Highway Trust Fund (0320)	0	0	0	0	0	9	87	525	0	0	0	621
Federal (0350)	0	0	0	0	0	27	255	1,685	0	0	0	1,967
TOTALS	0	0	0	0	0	36	342	2,210	0	0	0	2,588

KA0-SR056-PA AVE AND POTOMAC AVE, SE

Agency: DEPARTMENT OF TRANSPORTATION (KA0)
Implementing Agency: DEPARTMENT OF TRANSPORTATION (KA0)
Project No: SR056
Ward: 6
Location: PENNSYLVANIA AVENUE, SE
Status: New
Useful Life of the Project:

Description:

Pedestrian safety and vehicular movement improvements to existing traffic circle at the intersection. Roadway; lighting and signal esign and reconstruction of the traffic circle. Coordination with WMATA (possible property aquisition) and NPS (preparation of an environmental CE for property transfer)

(Dollars in Thousands)

Funding By Phase - Prior Funding						Proposed Funding						
Phase	Allotments	Spent	Enc/ID-Adv	Pre-Enc	Balance	FY 2011	FY 2012	FY 2013	FY 2014	FY 2015	FY 2016	6 Yr Total
(01) Design	0	0	0	0	0	89	99	43	0	0	0	232
(03) Project Management	21	0	0	0	21	0	0	86	222	218	115	641
(04) Construction	34	0	0	0	34	0	0	431	2,219	2,182	612	5,444
TOTALS	55	0	0	0	55	89	99	560	2,441	2,400	727	6,316

Funding By Source - Prior Funding						Proposed Funding						
Source	Allotments	Spent	Enc/ID-Adv	Pre-Enc	Balance	FY 2011	FY 2012	FY 2013	FY 2014	FY 2015	FY 2016	6 Yr Total
Highway Trust Fund (0320)	55	0	0	0	55	23	25	133	611	571	200	1,563
Federal (0350)	0	0	0	0	0	67	74	427	1,829	1,829	527	4,753
TOTALS	55	0	0	0	55	89	99	560	2,441	2,400	727	6,316

KA0-SR059-STP-1121(012)REHAB SHERMAN AVE

Agency: DEPARTMENT OF TRANSPORTATION (KA0)
Implementing Agency: DEPARTMENT OF TRANSPORTATION (KA0)
Project No: SR059
Ward:
Location: SHERMAN AVENUE, NW
Status: Ongoing Subprojects
Useful Life of the Project:

Description:

Rehabilitation of Sherman Avenue, NW, Florida Avenue to Park Road. Work includes widening the sidewalk and reconfiguration of the traveling, bicycle, and parking lanes, including new median.

(Dollars in Thousands)

Funding By Phase - Prior Funding						Proposed Funding						
Phase	Allotments	Spent	Enc/ID-Adv	Pre-Enc	Balance	FY 2011	FY 2012	FY 2013	FY 2014	FY 2015	FY 2016	6 Yr Total
(01) Design	1,074	1,018	118	0	-62	0	0	0	0	0	0	0
(03) Project Management	0	0	0	0	0	714	99	0	0	0	0	813
(04) Construction	0	0	0	0	0	5,714	793	0	0	0	0	6,507
TOTALS	1,074	1,018	118	0	-62	6,428	892	0	0	0	0	7,321

Funding By Source - Prior Funding						Proposed Funding						
Source	Allotments	Spent	Enc/ID-Adv	Pre-Enc	Balance	FY 2011	FY 2012	FY 2013	FY 2014	FY 2015	FY 2016	6 Yr Total
Highway Trust Fund (0320)	270	237	57	0	-25	1,639	226	0	0	0	0	1,865
Federal (0350)	805	781	61	0	-37	4,789	666	0	0	0	0	5,455
TOTALS	1,074	1,018	118	0	-62	6,428	892	0	0	0	0	7,321

KA0-SR061-STSCP: 4TH ST L ST -MASS AVE

Agency: DEPARTMENT OF TRANSPORTATION (KA0)
Implementing Agency: DEPARTMENT OF TRANSPORTATION (KA0)
Project No: SR061
Ward: 1
Location: 4th St. L to Mass. Ave.
Status: Contract agreements submitted to OCP
Useful Life of the Project:

Description:

Resurfacing and streetscape improvements to 1.3 lane miles of roadway in the Mt. Vernon Triangle business District.

(Dollars in Thousands)

Funding By Phase - Prior Funding						Proposed Funding						
Phase	Allotments	Spent	Enc/ID-Adv	Pre-Enc	Balance	FY 2011	FY 2012	FY 2013	FY 2014	FY 2015	FY 2016	6 Yr Total
(03) Project Management	1,507	275	42	0	1,189	82	0	0	0	0	0	82
(04) Construction	3,370	1,500	1,870	0	0	143	0	0	0	0	0	143
TOTALS	4,877	1,775	1,913	0	1,189	225	0	0	0	0	0	225

Funding By Source - Prior Funding						Proposed Funding						
Source	Allotments	Spent	Enc/ID-Adv	Pre-Enc	Balance	FY 2011	FY 2012	FY 2013	FY 2014	FY 2015	FY 2016	6 Yr Total
Highway Trust Fund (0320)	947	76	322	0	549	0	0	0	0	0	0	0
Federal (0350)	3,929	1,699	1,590	0	640	225	0	0	0	0	0	225
TOTALS	4,877	1,775	1,913	0	1,189	225	0	0	0	0	0	225

KA0-SR062-1ST & GALLOWAY ST NE

Agency: DEPARTMENT OF TRANSPORTATION (KA0)
Implementing Agency: DEPARTMENT OF TRANSPORTATION (KA0)
Project No: SR062
Ward:
Location: 1ST & GALLOWAY STREETS, NE
Status: New
Useful Life of the Project:

Description:
 TO REVITALIZE THE AREA SURROUNDING 1ST & GALLOWAY STREETS, NE.

(Dollars in Thousands)

Funding By Phase - Prior Funding						Proposed Funding						
Phase	Allotments	Spent	Enc/ID-Adv	Pre-Enc	Balance	FY 2011	FY 2012	FY 2013	FY 2014	FY 2015	FY 2016	6 Yr Total
(01) Design	0	0	0	0	0	228	253	0	0	0	0	480
(03) Project Management	0	0	0	0	0	0	61	210	0	0	0	271
(04) Construction	0	0	0	0	0	0	606	2,100	0	0	0	2,706
TOTALS	0	0	0	0	0	228	919	2,310	0	0	0	3,457

Funding By Source - Prior Funding						Proposed Funding						
Source	Allotments	Spent	Enc/ID-Adv	Pre-Enc	Balance	FY 2011	FY 2012	FY 2013	FY 2014	FY 2015	FY 2016	6 Yr Total
Highway Trust Fund (0320)	0	0	0	0	0	68	271	642	0	0	0	981
Federal (0350)	0	0	0	0	0	160	648	1,668	0	0	0	2,476
TOTALS	0	0	0	0	0	228	919	2,310	0	0	0	3,457

KA0-SR065-STP-4168(011)KLINGLE RD EA

Agency: DEPARTMENT OF TRANSPORTATION (KA0)
Implementing Agency: DEPARTMENT OF TRANSPORTATION (KA0)
Project No: SR065
Ward: 3
Location: Klingle Rd, NW
Status: Under design review
Useful Life of the Project:

Description:
 Klingle Road Environmental Assessment Woodley Rd to Porter St

(Dollars in Thousands)

Funding By Phase - Prior Funding						Proposed Funding						
Phase	Allotments	Spent	Enc/ID-Adv	Pre-Enc	Balance	FY 2011	FY 2012	FY 2013	FY 2014	FY 2015	FY 2016	6 Yr Total
(01) Design	2,512	449	288	0	1,776	1,482	1,031	0	0	0	0	2,513
(03) Project Management	0	0	0	0	0	0	159	551	0	0	0	710
(04) Construction	0	0	0	0	0	0	1,190	4,136	0	0	0	5,326
TOTALS	2,512	449	288	0	1,776	1,482	2,379	4,687	0	0	0	8,549

Funding By Source - Prior Funding						Proposed Funding						
Source	Allotments	Spent	Enc/ID-Adv	Pre-Enc	Balance	FY 2011	FY 2012	FY 2013	FY 2014	FY 2015	FY 2016	6 Yr Total
Highway Trust Fund (0320)	631	91	49	0	492	378	603	1,114	0	0	0	2,095
Federal (0350)	1,881	358	239	0	1,284	1,104	1,776	3,573	0	0	0	6,454
TOTALS	2,512	449	288	0	1,776	1,482	2,379	4,687	0	0	0	8,549

KA0-SR068-WESTERN AVENUE, NW

Agency: DEPARTMENT OF TRANSPORTATION (KA0)
Implementing Agency: DEPARTMENT OF TRANSPORTATION (KA0)
Project No: SR068
Ward: 3
Location: WESTERN AVENUE, NW
Status: New
Useful Life of the Project:

Description:

Roadway reconstruction and new sidewalks.

(Dollars in Thousands)

Funding By Phase - Prior Funding						Proposed Funding						
Phase	Allotments	Spent	Enc/ID-Adv	Pre-Enc	Balance	FY 2011	FY 2012	FY 2013	FY 2014	FY 2015	FY 2016	6 Yr Total
(03) Project Management	713	177	87	0	450	179	0	0	0	0	0	179
(04) Construction	2,173	0	2,173	0	0	444	0	0	0	0	0	444
TOTALS	2,886	177	2,259	0	450	623	0	0	0	0	0	623

Funding By Source - Prior Funding						Proposed Funding						
Source	Allotments	Spent	Enc/ID-Adv	Pre-Enc	Balance	FY 2011	FY 2012	FY 2013	FY 2014	FY 2015	FY 2016	6 Yr Total
Highway Trust Fund (0320)	263	56	229	0	-22	0	0	0	0	0	0	0
Federal (0350)	2,623	121	2,030	0	472	623	0	0	0	0	0	623
TOTALS	2,886	177	2,259	0	450	623	0	0	0	0	0	623

KA0-SR072-ARA-3000(050)RESURF 17TH ST,NW MA-NH AVES

Agency: DEPARTMENT OF TRANSPORTATION (KA0)
Implementing Agency: DEPARTMENT OF TRANSPORTATION (KA0)
Project No: SR072
Ward: 1
Location: Ward 2
Status:
Useful Life of the Project:

Description:

Resurfacing of 17th St, NW from Massachusetts to New Hampshire Aves.

(Dollars in Thousands)

Funding By Phase - Prior Funding						Proposed Funding						
Phase	Allotments	Spent	Enc/ID-Adv	Pre-Enc	Balance	FY 2011	FY 2012	FY 2013	FY 2014	FY 2015	FY 2016	6 Yr Total
(03) Project Management	1,833	616	401	0	817	313	0	0	0	0	0	313
(04) Construction	4,483	1,083	3,400	0	0	92	0	0	0	0	0	92
TOTALS	6,316	1,699	3,800	0	817	405	0	0	0	0	0	405

Funding By Source - Prior Funding						Proposed Funding						
Source	Allotments	Spent	Enc/ID-Adv	Pre-Enc	Balance	FY 2011	FY 2012	FY 2013	FY 2014	FY 2015	FY 2016	6 Yr Total
Highway Trust Fund (0320)	932	150	208	0	575	0	0	0	0	0	0	0
Federal (0350)	5,384	1,549	3,593	0	242	405	0	0	0	0	0	405
TOTALS	6,316	1,699	3,800	0	817	405	0	0	0	0	0	405

KA0-SR074-ARA-8888(339)FY10 FA CW PAVEMENT RESTORATION

Agency: DEPARTMENT OF TRANSPORTATION (KA0)
 Implementing Agency: DEPARTMENT OF TRANSPORTATION (KA0)
 Project No: SR074
 Ward:
 Location: CW
 Status: 0
 Useful Life of the Project:

Description:
 Stimulus Funds, FY10 FA Citywide Pavement Restoration

(Dollars in Thousands)

Funding By Phase - Prior Funding						Proposed Funding						
Phase	Allotments	Spent	Enc/ID-Adv	Pre-Enc	Balance	FY 2011	FY 2012	FY 2013	FY 2014	FY 2015	FY 2016	6 Yr Total
(03) Project Management	2,500	5	0	0	2,495	1,175	0	0	0	0	0	1,175
(04) Construction	14,500	0	11,777	0	2,723	12,000	500	0	0	0	0	12,500
TOTALS	17,000	5	11,777	0	5,219	13,175	500	0	0	0	0	13,675

Funding By Source - Prior Funding						Proposed Funding						
Source	Allotments	Spent	Enc/ID-Adv	Pre-Enc	Balance	FY 2011	FY 2012	FY 2013	FY 2014	FY 2015	FY 2016	6 Yr Total
Highway Trust Fund (0320)	325	0	0	0	325	0	0	0	0	0	0	0
Federal (0350)	16,675	5	11,777	0	4,894	13,175	500	0	0	0	0	13,675
TOTALS	17,000	5	11,777	0	5,219	13,175	500	0	0	0	0	13,675

KA0-SR076-ARA-8888(341)FY10 FA CW SIDEWALK RESTORATON

Agency: DEPARTMENT OF TRANSPORTATION (KA0)
 Implementing Agency: DEPARTMENT OF TRANSPORTATION (KA0)
 Project No: SR076
 Ward: 1
 Location: CW
 Status: Contract agreements submitted to OCP
 Useful Life of the Project:

Description:
 Stimulus funds, FY10 FA Citywide Sidewalk Restoration

(Dollars in Thousands)

Funding By Phase - Prior Funding						Proposed Funding						
Phase	Allotments	Spent	Enc/ID-Adv	Pre-Enc	Balance	FY 2011	FY 2012	FY 2013	FY 2014	FY 2015	FY 2016	6 Yr Total
(03) Project Management	1,130	3	0	0	1,127	405	0	0	0	0	0	405
(04) Construction	5,366	0	4,445	0	921	4,000	366	0	0	0	0	4,366
TOTALS	6,496	3	4,445	0	2,048	4,405	366	0	0	0	0	4,771

Funding By Source - Prior Funding						Proposed Funding						
Source	Allotments	Spent	Enc/ID-Adv	Pre-Enc	Balance	FY 2011	FY 2012	FY 2013	FY 2014	FY 2015	FY 2016	6 Yr Total
Highway Trust Fund (0320)	325	0	0	0	325	0	0	0	0	0	0	0
Federal (0350)	6,171	3	4,445	0	1,723	4,405	366	0	0	0	0	4,771
TOTALS	6,496	3	4,445	0	2,048	4,405	366	0	0	0	0	4,771

KA0-SR077-RETAINING WALL @ CANAL RD, NW

Agency: DEPARTMENT OF TRANSPORTATION (KA0)
Implementing Agency: DEPARTMENT OF TRANSPORTATION (KA0)
Project No: SR077
Ward: 1
Location: Ward 3
Status: Contract agreements submitted to OCP
Useful Life of the Project:

Description:
 Retaining Wall parapet and coping at Canal Rd, NW

(Dollars in Thousands)

Funding By Phase - Prior Funding						Proposed Funding						
Phase	Allotments	Spent	Enc/ID-Adv	Pre-Enc	Balance	FY 2011	FY 2012	FY 2013	FY 2014	FY 2015	FY 2016	6 Yr Total
(01) Design	0	0	0	0	0	134	0	0	0	0	0	134
(03) Project Management	0	0	0	0	0	0	198	0	0	0	0	198
(04) Construction	0	0	0	0	0	0	1,983	0	0	0	0	1,983
TOTALS	0	0	0	0	0	134	2,181	0	0	0	0	2,315

Funding By Source - Prior Funding						Proposed Funding						
Source	Allotments	Spent	Enc/ID-Adv	Pre-Enc	Balance	FY 2011	FY 2012	FY 2013	FY 2014	FY 2015	FY 2016	6 Yr Total
Highway Trust Fund (0320)	0	0	0	0	0	34	553	0	0	0	0	587
Federal (0350)	0	0	0	0	0	100	1,628	0	0	0	0	1,728
TOTALS	0	0	0	0	0	134	2,181	0	0	0	0	2,315

KA0-SR078-CT AVE, NW STREETSCAPE

Agency: DEPARTMENT OF TRANSPORTATION (KA0)
Implementing Agency: DEPARTMENT OF TRANSPORTATION (KA0)
Project No: SR078
Ward: 1
Location: Ward 2
Status: Contract agreements submitted to OCP
Useful Life of the Project:

Description:
 Connecticut Ave, NW Streetscape

(Dollars in Thousands)

Funding By Phase - Prior Funding						Proposed Funding						
Phase	Allotments	Spent	Enc/ID-Adv	Pre-Enc	Balance	FY 2011	FY 2012	FY 2013	FY 2014	FY 2015	FY 2016	6 Yr Total
(04) Construction	0	0	0	0	0	2,232	0	0	0	0	0	2,232
TOTALS	0	0	0	0	0	2,232	0	0	0	0	0	2,232

Funding By Source - Prior Funding						Proposed Funding						
Source	Allotments	Spent	Enc/ID-Adv	Pre-Enc	Balance	FY 2011	FY 2012	FY 2013	FY 2014	FY 2015	FY 2016	6 Yr Total
Highway Trust Fund (0320)	0	0	0	0	0	569	0	0	0	0	0	569
Federal (0350)	0	0	0	0	0	1,663	0	0	0	0	0	1,663
TOTALS	0	0	0	0	0	2,232	0	0	0	0	0	2,232

KA0-SR079-HARVARD TRIANGLE INTERSECTION

Agency: DEPARTMENT OF TRANSPORTATION (KA0)
Implementing Agency: DEPARTMENT OF TRANSPORTATION (KA0)
Project No: SR079
Ward: 1
Location: Ward 1
Status: Contract agreements submitted to OCP
Useful Life of the Project:

Description:
 Harvard Triangle Intersection

(Dollars in Thousands)

Funding By Phase - Prior Funding						Proposed Funding						
Phase	Allotments	Spent	Enc/ID-Adv	Pre-Enc	Balance	FY 2011	FY 2012	FY 2013	FY 2014	FY 2015	FY 2016	6 Yr Total
(03) Project Management	0	0	0	0	0	0	0	143	370	0	0	513
(04) Construction	0	0	0	0	0	0	0	1,004	2,590	0	0	3,594
TOTALS	0	0	0	0	0	0	0	1,148	2,960	0	0	4,107

Funding By Source - Prior Funding						Proposed Funding						
Source	Allotments	Spent	Enc/ID-Adv	Pre-Enc	Balance	FY 2011	FY 2012	FY 2013	FY 2014	FY 2015	FY 2016	6 Yr Total
Highway Trust Fund (0320)	0	0	0	0	0	0	0	273	741	0	0	1,014
Federal (0350)	0	0	0	0	0	0	0	875	2,218	0	0	3,093
TOTALS	0	0	0	0	0	0	0	1,148	2,960	0	0	4,107

KA0-SR084-15TH ST/W ST/NH AVE INTERSECTION

Agency: DEPARTMENT OF TRANSPORTATION (KA0)
Implementing Agency: DEPARTMENT OF TRANSPORTATION (KA0)
Project No: SR084
Ward: 1
Location: Ward 1
Status: Contract agreements submitted to OCP
Useful Life of the Project:

Description:
 Intersection of 15th St/W St/New Hampshire Ave

(Dollars in Thousands)

Funding By Phase - Prior Funding						Proposed Funding						
Phase	Allotments	Spent	Enc/ID-Adv	Pre-Enc	Balance	FY 2011	FY 2012	FY 2013	FY 2014	FY 2015	FY 2016	6 Yr Total
(01) Design	0	0	0	0	0	0	59	12	0	0	0	72
TOTALS	0	0	0	0	0	0	59	12	0	0	0	72

Funding By Source - Prior Funding						Proposed Funding						
Source	Allotments	Spent	Enc/ID-Adv	Pre-Enc	Balance	FY 2011	FY 2012	FY 2013	FY 2014	FY 2015	FY 2016	6 Yr Total
Highway Trust Fund (0320)	0	0	0	0	0	0	15	3	0	0	0	18
Federal (0350)	0	0	0	0	0	0	44	9	0	0	0	54
TOTALS	0	0	0	0	0	0	59	12	0	0	0	72

KA0-SR085-16TH ST CORRIDOR STUDY

Agency: DEPARTMENT OF TRANSPORTATION (KA0)
Implementing Agency: DEPARTMENT OF TRANSPORTATION (KA0)
Project No: SR085
Ward: 1
Location: Wards 1,2,4
Status: Contract agreements submitted to OCP
Useful Life of the Project:

Description:

16th St, NW Corridor Study and Operations Plan

(Dollars in Thousands)

Funding By Phase - Prior Funding						Proposed Funding						
Phase	Allotments	Spent	Enc/ID-Adv	Pre-Enc	Balance	FY 2011	FY 2012	FY 2013	FY 2014	FY 2015	FY 2016	6 Yr Total
(00) Feasibility Studies	0	0	0	0	0	9	131	36	0	0	0	176
(01) Design	0	0	0	0	0	0	12	121	62	0	0	195
TOTALS	0	0	0	0	0	9	143	157	62	0	0	371

Funding By Source - Prior Funding						Proposed Funding						
Source	Allotments	Spent	Enc/ID-Adv	Pre-Enc	Balance	FY 2011	FY 2012	FY 2013	FY 2014	FY 2015	FY 2016	6 Yr Total
Highway Trust Fund (0320)	0	0	0	0	0	2	36	37	16	0	0	91
Federal (0350)	0	0	0	0	0	7	107	120	47	0	0	279
TOTALS	0	0	0	0	0	9	143	157	62	0	0	371

KA0-SR086-EAST CAPITOL ST CORRIDOR PLAN

Agency: DEPARTMENT OF TRANSPORTATION (KA0)
Implementing Agency: DEPARTMENT OF TRANSPORTATION (KA0)
Project No: SR086
Ward: 1
Location: Ward 6/7
Status: Contract agreements submitted to OCP
Useful Life of the Project:

Description:

East Capitol St Corridor Mobility and Safety Plan

(Dollars in Thousands)

Funding By Phase - Prior Funding						Proposed Funding						
Phase	Allotments	Spent	Enc/ID-Adv	Pre-Enc	Balance	FY 2011	FY 2012	FY 2013	FY 2014	FY 2015	FY 2016	6 Yr Total
(00) Feasibility Studies	0	0	0	0	0	0	59	90	0	0	0	150
(01) Design	0	0	0	0	0	0	0	60	233	0	0	293
TOTALS	0	0	0	0	0	0	59	151	233	0	0	443

Funding By Source - Prior Funding						Proposed Funding						
Source	Allotments	Spent	Enc/ID-Adv	Pre-Enc	Balance	FY 2011	FY 2012	FY 2013	FY 2014	FY 2015	FY 2016	6 Yr Total
Highway Trust Fund (0320)	0	0	0	0	0	0	15	36	58	0	0	109
Federal (0350)	0	0	0	0	0	0	44	115	175	0	0	334
TOTALS	0	0	0	0	0	0	59	151	233	0	0	443

KA0-SR088-MARYLAND AVE, NE ROAD DIET

Agency: DEPARTMENT OF TRANSPORTATION (KA0)
Implementing Agency: DEPARTMENT OF TRANSPORTATION (KA0)
Project No: SR088
Ward: 1
Location: Ward 6
Status: Contract agreements submitted to OCP
Useful Life of the Project:

Description:
 Maryland Ave, NE Road Diet

(Dollars in Thousands)

Funding By Phase - Prior Funding						Proposed Funding						
Phase	Allotments	Spent	Enc/ID-Adv	Pre-Enc	Balance	FY 2011	FY 2012	FY 2013	FY 2014	FY 2015	FY 2016	6 Yr Total
(01) Design	0	0	0	0	0	0	0	211	116	0	0	328
TOTALS	0	0	0	0	0	0	0	211	116	0	0	328

Funding By Source - Prior Funding						Proposed Funding						
Source	Allotments	Spent	Enc/ID-Adv	Pre-Enc	Balance	FY 2011	FY 2012	FY 2013	FY 2014	FY 2015	FY 2016	6 Yr Total
Highway Trust Fund (0320)	0	0	0	0	0	0	0	50	29	0	0	79
Federal (0350)	0	0	0	0	0	0	0	161	87	0	0	248
TOTALS	0	0	0	0	0	0	0	211	116	0	0	328

KA0-SR089-GLOVER PARK STREETSCAPE

Agency: DEPARTMENT OF TRANSPORTATION (KA0)
Implementing Agency: DEPARTMENT OF TRANSPORTATION (KA0)
Project No: SR089
Ward: 1
Location: Ward 3
Status: Contract agreements submitted to OCP
Useful Life of the Project:

Description:
 Glover Park Streetscape and Pedestrian Improvements

(Dollars in Thousands)

Funding By Phase - Prior Funding						Proposed Funding						
Phase	Allotments	Spent	Enc/ID-Adv	Pre-Enc	Balance	FY 2011	FY 2012	FY 2013	FY 2014	FY 2015	FY 2016	6 Yr Total
(03) Project Management	0	0	0	0	0	312	0	0	0	0	0	312
(04) Construction	0	0	0	0	0	2,500	0	0	0	0	0	2,500
TOTALS	0	0	0	0	0	2,812	0	0	0	0	0	2,812

Funding By Source - Prior Funding						Proposed Funding						
Source	Allotments	Spent	Enc/ID-Adv	Pre-Enc	Balance	FY 2011	FY 2012	FY 2013	FY 2014	FY 2015	FY 2016	6 Yr Total
Highway Trust Fund (0320)	0	0	0	0	0	717	0	0	0	0	0	717
Federal (0350)	0	0	0	0	0	2,095	0	0	0	0	0	2,095
TOTALS	0	0	0	0	0	2,812	0	0	0	0	0	2,812

KA0-ZU003-SOUTH CAPITAL STREET BICYCLE

Agency: DEPARTMENT OF TRANSPORTATION (KA0)
Implementing Agency: DEPARTMENT OF TRANSPORTATION (KA0)
Project No: ZU003
Ward: 5
Location: VARIOUS LOCATIONS
Status: New
Useful Life of the Project:



Description:

Construction of the bikestation at Union Station. tbd

(Dollars in Thousands)

Funding By Phase - Prior Funding						Proposed Funding						
Phase	Allotments	Spent	Enc/ID-Adv	Pre-Enc	Balance	FY 2011	FY 2012	FY 2013	FY 2014	FY 2015	FY 2016	6 Yr Total
(01) Design	518	258	11	0	249	0	0	0	0	0	0	0
(03) Project Management	1,817	1,115	54	0	648	0	0	0	0	0	0	0
(04) Construction	4,306	4,215	91	0	0	46	0	0	0	0	0	46
TOTALS	6,640	5,588	155	0	897	46	0	0	0	0	0	46

Funding By Source - Prior Funding						Proposed Funding						
Source	Allotments	Spent	Enc/ID-Adv	Pre-Enc	Balance	FY 2011	FY 2012	FY 2013	FY 2014	FY 2015	FY 2016	6 Yr Total
Highway Trust Fund (0320)	1,687	1,100	26	0	561	14	0	0	0	0	0	14
Federal (0350)	4,954	4,489	129	0	336	32	0	0	0	0	0	32
TOTALS	6,640	5,588	155	0	897	46	0	0	0	0	0	46

KA0-ZUT06- DISTRICT-WIDE BICYCLE MANAGEMENT, FY99

Agency: DEPARTMENT OF TRANSPORTATION (KA0)
Implementing Agency: DEPARTMENT OF TRANSPORTATION (KA0)
Project No: ZUT06
Ward:
Location: DISTRICT-WIDE
Status: Ongoing Subprojects
Useful Life of the Project: 30

Description:

Install 300 bicycle parking racks using in-house forces. The scope of work includes improving pavement markings, street stripping, improving curb cuts for easy accessibility to bicycle paths, enhancing existing signs and installing new signs.

(Dollars in Thousands)

Funding By Phase - Prior Funding						Proposed Funding						
Phase	Allotments	Spent	Enc/ID-Adv	Pre-Enc	Balance	FY 2011	FY 2012	FY 2013	FY 2014	FY 2015	FY 2016	6 Yr Total
(01) Design	602	51	0	0	550	33	74	65	83	82	86	424
(03) Project Management	64	87	6	0	-28	7	25	22	28	28	29	140
(04) Construction	685	434	43	0	208	73	101	88	113	111	117	603
TOTALS	1,351	572	48	0	730	114	201	174	224	220	233	1,166

Funding By Source - Prior Funding						Proposed Funding						
Source	Allotments	Spent	Enc/ID-Adv	Pre-Enc	Balance	FY 2011	FY 2012	FY 2013	FY 2014	FY 2015	FY 2016	6 Yr Total
Highway Trust Fund (0320)	183	190	8	0	-15	32	56	46	62	58	71	325
Federal (0350)	1,168	383	40	0	745	81	145	128	162	162	162	841
TOTALS	1,351	572	48	0	730	114	201	174	224	220	233	1,166

KA0-ZUT09-Bicycle Lanes/Signs

Agency: DEPARTMENT OF TRANSPORTATION (KA0)
Implementing Agency: DEPARTMENT OF TRANSPORTATION (KA0)
Project No: ZUT09
Ward:
Location: DISTRICT-WIDE
Status: Ongoing Subprojects
Useful Life of the Project: 20

Description:

This program provides authority to improve and construct safe bicycle facilities in the District. The scope of work includes improving pavement markings, street stripping, improving curb cuts for easy accessibility to bicycle paths, enhancing existing signs and installing new signs.

(Dollars in Thousands)

Funding By Phase - Prior Funding						Proposed Funding						
Phase	Allotments	Spent	Enc/ID-Adv	Pre-Enc	Balance	FY 2011	FY 2012	FY 2013	FY 2014	FY 2015	FY 2016	6 Yr Total
(03) Project Management	0	0	0	0	0	46	51	44	56	55	59	310
(04) Construction	605	642	9	0	-46	91	101	88	113	111	117	621
TOTALS	605	642	9	0	-46	137	152	131	169	166	176	931

Funding By Source - Prior Funding						Proposed Funding						
Source	Allotments	Spent	Enc/ID-Adv	Pre-Enc	Balance	FY 2011	FY 2012	FY 2013	FY 2014	FY 2015	FY 2016	6 Yr Total
Highway Trust Fund (0320)	102	205	1	0	-104	41	45	36	49	46	56	274
Federal (0350)	503	438	7	0	58	96	107	95	120	120	120	658
TOTALS	605	642	9	0	-46	137	152	131	169	166	176	931



**Office of the Chief Financial Officer
Office of Budget and Planning**

1350 Pennsylvania Avenue, Suite 229

Washington, DC 20004

202.727.6234 **fax** 202.727.1400

www.cfo.dc.gov

www.dc.gov