

METROPOLITAN POLICE DEPARTMENT

ANNUAL REPORT



2015

TABLE OF CONTENTS

| | |
|---|----|
| Message from the Mayor | 3 |
| Message from the Chief | 5 |
| 2015: Year in Review | 6 |
| Customized Community Policing & Police Patrols | 18 |
| Organization of the MPD | 20 |
| DC Code Index Offenses vs. FBI Uniform Crime Reporting Offenses | 22 |
| Crime in the District of Columbia | 24 |
| Homicide Analysis | 26 |
| Violent Crimes | 28 |
| Property Crimes | 29 |
| Bias-Related Crimes | 30 |
| Firearm Recoveries | 31 |
| DC Code Arrest Trends | 32 |
| Traffic Safety | 34 |
| Calls for Service | 35 |
| Personnel | 36 |
| Citizen Complaints & Use of Force | 38 |
| Budget | 39 |
| Fleet | 40 |
| Appendices Index | 41 |

MISSION

It is the mission of the Metropolitan Police Department to safeguard the District of Columbia and protect its residents and visitors with the highest regard for the sanctity of human life. We will strive at all times to accomplish our mission with a focus on service, integrity, and fairness by upholding our City's motto *Justitia Omnibus*—Justice for All.

GUIDING PRINCIPLES

1. Reduce crime and the fear of crime in the community.
2. Strive to resolve all conflicts peacefully, valuing all human life, and ensuring that any use of force is proportional to the threat faced.
3. Ensure that all allegations of misconduct and uses of force are investigated thoroughly and impartially.
4. Instill a sense of transparency in operations with regular reports and outreach on critical events and community concerns.
5. Sustain a culture of building and sustaining safe neighborhoods by making the relationship between police and neighborhoods paramount — tailoring policing to neighborhoods.
6. Continue to work with other government agencies to address the issues faced by the mentally ill in our communities.
7. Throughout the department, focus on how the MPD can address youth issues
8. Build on what the MPD is doing right by continuously evaluating our strengths and weaknesses and position the MPD to be viewed and respected nationally and internationally as a model for how it serves the community.
9. Build homeland security into the culture of the MPD and the community without creating fear.
10. Fostering a culture of innovation and initiative by leveraging technology .
11. Support our employees as they work to serve the City.
12. Encourage teamwork and leadership at every level of the police department and throughout the community.
13. Emphasize that every MPD employee has the power to influence positive change — and encourage them to improve the service they provide to both the Department and community.
14. Fortify these values by training and educating all of our members in the critical skills of communication, service and conflict resolution.



MESSAGE FROM MAYOR MURIEL BOWSER



MURIEL BOWSER
MAYOR

MESSAGE FROM MAYOR MURIEL BOWSER

Dear Washingtonians:

Like many big cities across the country, the District of Columbia faced challenges in 2015, particularly with a rise in homicides. As your Mayor, I made a significant amount of additional resources available to help reduce and prevent crimes, all toward a goal of ensuring that our residents, visitors, and businesses remain safe and strong.

Our approach to addressing this challenge was to take a number of actions to bolster our police department such as putting more officers on our streets; giving law enforcement more tools to protect our residents; stopping violent criminals from repeatedly victimizing our community; and launching a community partnership strategy to support neighborhoods.

We have also provided financial incentives to encourage police officers to stay on the force and moved officers from their desks to the streets by hiring additional civilians to do administrative tasks. In addition, we have streamlined recruiting and hiring to speed up the process, while maintaining our high standards.

It was also a priority of mine to take immediate actions focused on increasing the safety of our residents and visitors. We worked with our regional and federal law enforcement partners to create a task force that identifies robbery patterns in real-time, providing prosecution of criminals who victimize our neighborhoods, thus getting them off our streets. Additionally, we created a rebate program that reimburses residents and businesses for some of the costs of purchasing security cameras to install on the exteriors of their properties.

Effective community policing also means building trust with residents and visitors. In 2015, we began the process of equipping all patrol officers with a body worn camera to increase accountability and transparency. Our *Youth Creating Change* program partners officers with our youth and young adults to provide mentoring and recreational activities. Our *Community Engagement Academy* offers residents a direct experience of the challenges and rewards that confront our officers on a daily basis. Building on this progress, we will proudly launch a new public safety academy at Anacostia High School in Ward 8 in the Fall of 2016. Working with our partners on the Council and in the Office of the Attorney General, we will look to provide more tools and resources to fight crime and build more trust with the community.

A strong Metropolitan Police Department is vital to the safety and success of the District of Columbia. I commend Chief Cathy Lanier and the sworn and civilian members of MPD for their dedication. Law enforcement agencies across the country look to the District to learn from our best practices. I am proud of the work MPD does every day, and I look forward to building upon the successes of 2015 to make the District of Columbia safer and stronger.

Sincerely,

A handwritten signature in black ink, appearing to read "Muriel Bowser".
Muriel Bowser
Mayor





MESSAGE FROM CHIEF CATHY L. LANIER

The Metropolitan Police Department continues to serve as a model for major city policing across the US. This is perhaps more important now than ever as the nation continues to focus on the role of policing in developing vibrant, safe, and equitable communities. Throughout the year, the dedicated sworn and civilian members of the Department have worked tirelessly to fight crime, connect with the community, and streamline processes through improved technology.

We continue to address crime concerns as they arise, utilizing successful tactics from our past, as well as introducing new initiatives to address issues and concerns as they arise. Members of the Gun Recovery Unit continue to remove guns from the streets before they can be used in a violent crime. Because of our ongoing concern about the sale and abuse of synthetic drugs in the District of Columbia, the Narcotics and Special Investigations Division remains committed to its enforcement. Through new initiatives, like the creation of the Criminal Interdiction Unit, highly-trained members use advanced tactics and techniques to address the ever-changing crime trends and demands of today's policing.

We're strengthening our relationships with community members by inviting people of all ages to participate in a variety of volunteer programs. Interested community members can now get a firsthand look at police operations through our new Community Engagement Academy. Volunteers with the Police Reserve Corps share many of the same responsibility of the full-time sworn members of the MPD and have helped support our policing efforts through regular foot patrols and service as special events.

We've made a concerted outreach effort toward the youth in DC through programs specifically designed to address those at-risk as well as those interested in a future in law enforcement. Influential young people identified as leaders in their neighborhoods are invited to participate in the Youth Creating Change program, designed to address youth violence concerns and develop civic leadership skills. Recent high school graduates who are considering a career in law enforcement are encouraged to apply to the MPD's Cadet Program. Cadets are paid a salary while they attend training sessions at the MPD and attend courses at the University of the District of Columbia to earn the 60 college credits required to become an officer.

We're also using technology to improve police services, increase accountability, and enhance public safety. Through Colbalt, the department's new records management system, members can now easily complete and submit a report while remaining in the field; monitor the progress of an investigation; and collaborate with others on a case in real-time. The MPD's online crime reporting tool has been updated to improve efficiency and reduce the number of reports not meeting the appreciate criteria. Most importantly, our body-worn camera program continues to grow, with all front-facing members expected to be wearing devices by the end of 2016.

I would like to thank the sworn members and civilian staff of MPD for their hard work and professionalism during the past year. I am also grateful for our many partners who work with us to help keep our neighborhoods safe, and for the remarkable residents of the District who inspire our work every day. I look forward to continuing our work together to further our progress.

Cathy L. Lanier

2015 IN REVIEW

Each year, the District of Columbia hosts hundreds of special and historic events. Many of these events involve months of planning; others come about quite unexpectedly. Additionally, the City regularly provides accommodation to dignitaries who come to our Nation's capital for official meetings and events. It also serves as a common backdrop for visitors who travel to DC to celebrate holidays or other special occasions. One thing is certain – the Metropolitan Police Department is there to provide support through it all.

One high-profile event that put the District of Columbia in the spotlight was the September 2015 Papal Visit to Washington, DC. Although Pope Francis only visited Washington, DC for three days, his calendar was full. Members of the MPD worked closely with regional and national organizations not only to ensure the safety of the Pope, but to maintain order and ease traffic congestion during a variety of events, including a meeting at the White House, a parade along Constitution Avenue, the Confer-

ence of Catholic Bishops, and visits to several churches.

While visitors to Washington, DC always contribute to the size and vivacity of this city, the number of residents also grew significantly in the past year, adding just over 1,000 residents a month between July 1, 2014 to July 1, 2015. Between 2010 and 2015, the District's population increased by 11 percent.

Not everything in 2015 was easy, though. High-profile coverage of officer-involved shootings precipitated some civic unrest and distrust of police across the nation. While these incidents helped generate valuable dialogue and fostered efforts to rebuild broken bridges and strengthen police-community relationships, our work is not done. The Metropolitan Police Department, in partnership with law enforcement leaders around the nation, has been actively engaged in redefining how police think about and train on use of force.

In 2008, the MPD implemented customized community policing, an approach that utilizes highly developed advances in evidence

analysis and state-of-the-art information technology combined with a contemporary community policing philosophy. A 2012 article in *Governing* magazine highlighted MPD's shift away from zero-tolerance policing to one that engages and

relies on the community to combat crime. As Chief Lanier stated in that article, "When you're doing zero-tolerance policing, who are you picking up and who are you alienating? Your residents, your victims and your witnesses. [With zero-tolerance policing] they have no respect for the police. They have no reason to speak to the police." By focusing on planning, problem solving and community partnerships, the MPD continues to strengthen these relationships, rather than alienate potential allies in our fight against crime.

At the Metropolitan Police Department, we constantly assess our policies and operations to ensure that they align with our communities' needs. MPD continues to assess and reform our policies and trainings to meet the needs of the community and ensure public safety. This includes a curriculum that addresses implicit bias, procedural justice, police legitimacy, and de-escalation to mitigate use-of-force situations.

A General Order on Unbiased Policing was recently updated to include scenario training related to contemporary issues. Current members are taught about implicit bias; what that means, how to recognize it, and how to deal with it. The members of the MPD -- along with our partners in the criminal justice field, including the courts, prosecutors, probation, and parole officers -- strive to minimize the impact of implicit biases as much as



Assistant Chief Patrick Burke provides members of the Community Engagement Academy an overview of the Metropolitan Police Department

2015 IN REVIEW

possible. MPD has also implemented de-escalation training for sworn members. Recruits average an estimated 24 hours of de-escalation training, while active members receive 10 hours of refresher training during professional development.

Unbiased policing and de-escalation training help foster the “guardianship” concept of policing, which focuses on crime prevention, procedural justice, high standards of professionalism, and building public trust. By using this model, MPD seeks to remove officers from an enforcer mindset and from the potential to place themselves and others in avoidable (and violent) situations. The Department emphasizes communication and collaboration rather than command and compliance, placing greater weight on legitimacy over authority. This shift in mentality requires officers to orient themselves in the community where they serve. MPD is committed to equipping our members with



Members of the Department interact with their community members on a regular basis.

the best possible training, allowing them to understand better community concerns, and be proactive in their relationship building with residents.

Crime in DC

Between 2010 and 2015, the District’s population increased by 11 percent, while violent crime decreased by almost nine percent. Although there was an increase in homicides in 2015, case clo-

sures are also up 44 percent. The MPD’s detectives and related support personnel are committed to keeping these violent and dangerous individuals off the street and bringing closure to families and communities. While the increase in homicides in 2015 received a lot of attention, overall serious crime remained relatively stable, including a seven percent drop in serious sex assaults and a three percent drop in robberies.

EVERYDAY HEROES

MPD OFFICERS JUST DOING THEIR JOB

First District Officers Help Resuscitate Unconscious Individual

On Monday, April 6, 2015, around 2 pm, Officer Topaz Proctor was flagged down by a citizen in the unit block of 15th Street, NE, who said that his friend had passed out in the back seat of his vehicle on his way back home from the Unity Health Clinic.

Officer Proctor noticed that the subject was unconscious, not breathing, and had no pulse. Officer Proctor advised the dispatcher of the situation and requested emergency medical assistance to respond to the scene. Officer Jerome Williams responded and assisted Officer Proc-

tor in performing CPR on the subject, which they did until the ambulance arrived on the scene and took over. While in the ambulance, in route to the hospital, the subject regained consciousness. Thanks to the quick response of both officers, the subject was able to regain consciousness.

2015 IN REVIEW

A Cut Above: Officers in Fifth District Work to Build Community

Officer Hakim Tate begins each work day as a fulfillment of an idea he had when he was just a teen. He knew he wanted to help his neighborhood grow and develop into a place where children could play freely outside and where the community could thrive. He felt that if he became an officer he could do just that — help people imagine how they could help themselves, their family, and improve the conditions of their community. At a recent community outreach event in the PSA 507 Carver Terrance neighborhood, Officer Tate starts by telling the youth how he grew up not too far from Brown School, how he tirelessly works for the community, and how they too can begin to realize ways they can be a part of the continuous improvements in their neighborhood. He reminded them that they have what it takes to fulfill any dream they desire.

The youth call out many thoughts they have of becoming a football player, a fashion designer, or an engineer. It does not matter, says Officer Tate: “If you want to play football or do something even greater, you will need to do good in school and practice, practice, practice.”

The youth were brought together by the school’s assistant principal, the social work staff, and a group of dedicated teachers who recognized these children have great potential — but lack the resources and external push to make it a productive school year.

“They sometimes have a rough week, they may not have all they need, so we try to make them smile and make them laugh,” the Assistant Principal tells Officer Tate during a visit at the school.

Ms. Gebretensae Jorden, owner of a local 7-11, wanted to add on to those smiles and found a way to help the children who entered her store before and after school. She too noticed that they will need something extra to help them through the school year. With the help of Officer Tate, they decided they would begin by helping the youth get through the cold-weather months. They partnered with the school, her customers, and neighbors. Ms. Jorden asked her patrons to drop off a new coat for a neighborhood child. Within weeks, she had collected enough to present to the school.

Officer Tate hopes to remove barriers to learning for the students and wants to make every day a productive and good day. Jordan says, “It makes their day and it makes mine to see them smiling, happy, and ready for school.”

“This is wonderful to see community partners working together. I think it’s just what these kids need,” says Officer Arnita Hamilton, as she fits a youngster with a new coat. Officer Jose Freeman echoes the same sentiment: “There have been some students here in the past who have gone astray, unfortunately. I know for a fact that if they knew someone cared about them and had a positive authority figure present, they would have stayed on the right track.”

The partners hope to provide even more support for the youth in this school year and beyond. They would like to thank the community, neighbors, and friends who volunteered their time and resources for the benefit of the students at Brown Educational Campus.

Officers who assisted with the event and created a caring environment for the youngsters were Officer Hakim Tate, Officer Daniel Levy, Officer Arnita Hamilton, and Officer Jose Freeman.



2015 IN REVIEW

Community Outreach

Community Engagement Academy. In the Summer of 2015, Chief Cathy L. Lanier launched the Department's Community Engagement Academy initiative. This initiative allows interested community members the opportunity to learn firsthand about police operations. Through this initiative, the Department seeks to provide all participants with a personal view of the District's realities and challenges that confront officers on a daily basis.

During the six week training program, participants engage in more than 28 hours of training, tours, discussion, and presentations regarding Departmental policies, practices, and procedures on various police-related issues.

On July 16, 2015, the Department graduated its first cohort with 20 community members from all seven police districts. There are

three cohorts of the Community Engagement Academy held annually (Summer, Fall, and Spring). Participants must undergo a basic background check prior to participation.

Members of the Community Engagement Academy also participated in a discussion regarding law enforcement and society in partnership with the United States Holocaust Memorial Museum.

Bike Patrols. Members of the Metropolitan Police Department's Mountain Bike Unit comprise a highly visible and mobile patrol effort in the District of Columbia. These members can easily connect with people in their communities, but still have the ability to respond quickly to a call for service.



Youth programs are a priority for the MPD.

In October 2015, each police district and the Special Operations Division Mountain Bike Unit received 210 new mountain bikes, which were issued to patrol officers. These bikes are custom built to MPD specifications. They have front and rear interlocking system with flashing red/blue lights, sirens, and ergonomic hand grips for extended patrol hours. The bikes meet all national/international standards for a Public Safety Bicycle.

EVERYDAY HEROES

MPD OFFICERS JUST DOING THEIR JOB

Officers from 2D Rescue Man from Alcohol-Fueled Swim in the Potomac

On Friday, May 1, 2015, Officer Matthew Givens and Officer Jason Jones were actively patrolling in Georgetown. At approximately 8 pm, the officers saw a man drinking on the outside patio of Sequoia. The officers then watched him stand up, take off his shirt, and place it on the table along with his cell phone. He then ran to the pier and dove into the water.

The officers immediately ran to help the man, who was barely staying above the freezing water. Officer Givens reached into the river and pulled the subject out. Officer Jones immediately notified the DC Fire Department to respond to treat the man for possible hypothermia and alcohol poisoning.

When the ambulance arrived, the man

was taken to the hospital for medical evaluation. He was subsequently arrested for Public Intoxication and making illegal contact with the water. The dedication, motivation, and swift reactions displayed by these officers saved the subject from possible harm or death from the Potomac River.

2015 IN REVIEW

Increased foot and bike patrols enable MPD to not only develop closer ties to our community, but also offer tactical advantages that require a more stealthy response. They help officers patrol difficult terrain areas and enhance mobility through such areas as alleys. The bikes allow officers to continue to patrol communities quickly and safely.

Youth Programs. The Youth Creating Change (YCC) Program began in the summer of 2014 as an innovative youth development and public safety program to decrease youth violence and develop positive civic leadership skills. The program is designed to build relationships between the City's youth and police, with the goal of sustained successful relationships. Youth selected

to join YCC are viewed as influential leaders in their neighborhoods. Throughout the four-month program, each team member participates in team building activities, service projects and other positive youth development activities. Youth learn to trust one another and the officers who mentor them. In 2015, YCC engaged more than 90 youth ages 15-20 who were recruited from neighborhoods with heightened levels of crime and victimization. The last session featured 28 young men and women.

In addition to Youth Creating Change, the Metropolitan Police Department supports a number of other exciting and engaging programs that bring members of the MPD together with young people

in our communities. The Reaching New Heights program focuses on empowering, educating, and reinforcing the importance of having a positive attitude while dealing with life choices for at-risk boys. Youth who are under probation supervision may have the opportunity to participate in the Partnership for Success program, which provides high-intensive monitoring and direct intervention and prevention services to youth under probation. The Youth Intervention Prevention program focuses on connecting parents and youth with programs to intervene or assist when problematic behaviors begin to manifest among the youth.

Finally, during the Summer Youth Academy, youth ages 5-13,

EVERYDAY HEROES

MPD OFFICERS JUST DOING THEIR JOB

Familiarity with Patrol Area Help 3D Officers Quickly Close a Burglary Case

On Friday, May 8, 2015, a citizen in the Third District reported a First Degree Burglary. Officer Ernest Manley arrived on the scene and interviewed the complainant, who admitted to leaving his front door open while he was washing his vehicle nearby. When he returned to his home, he discovered an unusual noise coming from his residence. He saw three men running out his front door and heading south on 7th Street, NW. That's when he discovered his cell phone had been stolen.

The complainant told the officers that he had a home surveillance system that might have

captured the incident. While viewing the home surveillance footage, Officer Manley immediately recognized the three suspects as juveniles from his patrol area and he knew where they might be hanging out.

Officers Gregory Hill and Ernest Manley were able to locate the first suspect within two blocks of the offense. The suspect fled on foot, but after a brief foot pursuit, the officers were able to apprehend the suspect without injury. He was positively identified and placed under arrest.

Officer Manley continued to canvass the

neighborhood for the two remaining suspects, while Officer Hill maintained custody of the first suspect. Officer Manley was able to locate and arrest a second suspect, also still in the immediate area. During the interviews with the two suspects, the complainant's cell phone location was ascertained. Both juveniles were charged with First Degree Burglary.

It was due to these officers' knowledge of their PSA that they were able to readily identify the suspects on the surveillance footage and bring a quick resolution to this case.

2015 IN REVIEW



Police Reserve Corps members work the High Heel Race in Dupont Circle.

are taught about leadership, the effects of bullying, and team-building skills. They also engage in activities that aim to increase self-respect, self-esteem, discipline, and respecting authority.

Police Reserve Corps. Members of the Reserve Corps were first deployed on October 31, 1951, to guard fire alarm boxes to prevent the sounding of false alarms on Halloween Night. In 1961, the Reserve Corps was called to duty and sworn in to assist with the inauguration of President John F. Kennedy. Throughout the 1960s, the Reserve Corps was frequently called upon to assist with demonstrations and civil insurgence arising from national tragedies such as the assassinations of President Kennedy, his brother Senator Robert F. Kennedy, and Dr. Martin Luther King, Jr. Today, members of Reserve Corps share many of the same responsibilities of the full-time sworn members of the department. They are committed to community service and are an integral part of the MPD.

During 2015, Reserve Corps Division volunteers contributed

over 34,389 hours of service. This service equates to approximately \$1.3 million in supplemental contributions to the District of Columbia and the Metropolitan Police Department. Although the Reserve Corps ended the year with 66 members (down from 80 the prior year due to mandatory age-based separations, retirements, and resignations), the individual per-member contribution increased on average by 7.6% during 2015. Costs associated with administering volunteer services are greatly outweighed by the significant contributions provided to the Department by volunteers.

The committed volunteers in the Reserve Corps provided police manpower support for more than 105 individual details including the Chinese New Year, National BBQ Battle, High Heel Race, and Halloween Detail.

Members of the corps also continued implementation of the new Reserve Corps Outreach Program (RCOP), where reserve members conducted outreach activities in and outside the city. Members conducted recruiting for both Reserve and Entry-Level applicants.

Volunteer Services. Other volunteer services include the Collegiate Internship Program and the Citizen Volunteer Corps. Each year, the Metropolitan Police De-

partment opens its doors to a talented pool of college and university students and offers them rewarding opportunities for professional development through the Collegiate Internship Program. In 2015, 94 interns participated in the program, contributing over 23,884 hours of service. In addition to the benefits received by the Department, students had a wide range of experience that will set the groundwork for a career in law enforcement. Weekly activities ranged from administrative work, crime analysis, and departmental ride-alongs. Several interns have participated and completed mass applicant processing as a part of their internship to become sworn police officers upon graduation. Additionally, summer 2015 interns participated in a bi-weekly cohort style class which provided insight into juvenile delinquency issues, the hiring process, and tours of MPD facilities and the Office of Unified Communications. These interns gained valuable insight that helped them broaden their exposure to the Law Enforcement community. The Department greatly benefited from the supplemental manpower and the talent brought by these exceptional men and women.

The Citizen Volunteer Corps provides civilians with the opportunity to assist in the daily operations of the Metropolitan Police Department. During 2015, over 20 dedicated Citizen Volunteers worked to provide a collective 6,297 hours

2015 IN REVIEW

of community service to the Department. Their service is valued at \$250,998 in supplementary manpower. It should be noted that one volunteer, Mr. John Faye, alone donated over 1,130 hours to the Financial Crimes Unit. During 2015, the Chief of Police met with the Strategic Services Bureau to discuss an expansion of the Citizen Volunteer Corps program. The third cohort of the Citizen Volunteer Corps began training in March 2016.

Police Initiatives

Criminal Interdiction Unit. In March 2015, the MPD announced the creation of the Criminal Interdiction Unit (CIU). This specialized

unit is comprised of highly-trained members who utilize advanced tactics and techniques to face new crime trends and demands of today's policing. The evolution and growing complexity of today's criminal activity requires that the Department seek and employ complex and modern crime-fighting strategies.

CIU members receive substantial training in a variety of critical areas. While the unit does some narcotics enforcement, it is not a drug enforcement unit. Instead, CIU uses a modern approach that targets violence and the complex criminal structure while also taking into account the shifting drug

and criminal organizations. It is at the forefront on how law enforcement identifies and abates crime patterns, removes dangerous offenders, drugs, and illegal weapons from our neighborhoods, and drives down crime in our city.

Gun Recovery Unit. The Gun Recovery Unit (GRU) is a street-level, tactical police unit that focuses on the interdiction and recovery of illegal firearms, and the apprehension of individuals involved in illegal gun crime. One of the primary missions of the GRU is to remove firearms from the streets of the District of Columbia, before they can be used in a violent crime. Members of the

EVERYDAY HEROES

**MPD OFFICERS
JUST DOING THEIR JOB**

Strong Connection to 4D Community Fosters Good Will and Give Officers the Edge in Closing Cases

Officers Leroy Mucci and Jerika Wilson had volunteered to switch their tours to combat emerging crime patterns, specifically around 14th Street and Meridian Place, NW. They made it a priority to engage area residents through face to face communication, emails, and phone calls. This interfacing helped Officer Mucci and Wilson gain real-time information about ongoing neighborhood issues and drug complaints. They have been able to utilize this information to close cases and make several arrests.

Officer Mucci and Wilson responded to a call for a Robbery Force and Violence in the 1300 block of Newton Place, NW. While canvassing, Officer Wilson located the complainant's stolen purse in a nearby alley. Officer Wil-

son accompanied detectives to the check cashing store where the robbery had taken place to view surveillance video. That evening, Officer Wilson found the suspect. With the assistance of other officers, Officer Wilson was able to stop the suspect, positively identified him, and placed him under arrest for the robbery.

Officer Mucci and Officer Wilson have also been working to stop the public smoking of marijuana that has become a nuisance to community members living around 14th Street and Meridian Place, making several arrests for public consumption of marijuana.

Officer Mucci and Officer Wilson also address crime prevention through education and outreach. A resident of PSA 409 recently

wrote a letter to express her appreciation for Officer Mucci and Officer Wilson after they noticed a car running in the driveway with no one inside. She stated that her husband forgot to turn off the car while running inside to get out of the rain. The officers turned off the car and spoke with the residents.

Their hard work and dedication to the betterment of the community has shown not only through arrests and closures, but in the positive feedback from the community. Along with the letter mentioned above, Officers Mucci and Wilson have received numerous positive letters and emails from community members thanking them for the great job they are doing.

2015 IN REVIEW

GRU executed 112 search warrants in the District of Columbia in 2015. Information about illegal guns was collected in a variety of ways. Members of the GRU relied on informants, tips from the public through the MPD's tip lines, and street deployments, as well as coordinated efforts with other MPD units and other police departments across the National Capital region. Over the course of the year, the GRU made 289 arrests, of which 192 were firearms-related; recovered 363 firearms and over 10,000 rounds of ammunition; seized 11 vehicles; and recovered narcotics with a total value of more than \$150,000.

Synthetic Drug Enforcement.

Synthetic narcotics are drugs that generally mimic the effects of marijuana and stimulants, and sometimes have a hallucinogenic effect. Because of their "alternative" – and ever-changing – ingredients, synthetic narcotics can oftentimes skirt drug law restrictions and are sometimes found being illegally sold at convenience stores and mini-marts.

The MPD's Narcotics and Special Investigations Division (NSID) began to enforce synthetic narcotic sales in the District of Columbia in March of 2013. NSID used a multi-level approach to disrupt retail sales, street level sales, and the trafficking of synthetic drugs into the District. The DC Department of Consumer and Regulatory Affairs (DCRA) and NSID partnered



The Gun Recovery Unit (GRU) recovered 363 firearms and made 289 arrests in 2015.

to inspect stores suspected of selling synthetic narcotics. These inspections led to the closure of several stores. Additional stores were threatened with the revocation of their business licenses unless they came into full compliance and agreed to cease selling synthetic narcotics. The MPD and Maryland State Police partnered with federal agencies like the Homeland Security Investigations (HSI) and the Drug Enforcement Agency (DEA) to conduct an operation in September 2015 that led to the seizure of 116 kilograms of the synthetic narcotic named "Bizarro." Two individuals were arrested in connection to this case.

NSID also conducts operations targeting subjects selling synthetic drugs at the street level. In 2015, the Narcotics Enforcement Unit made 137 arrests for distribution of synthetic narcotics and recovered over a half kilogram of synthetic

narcotics. The NSID Interdiction Unit conducted 80 store inspections in 2015, which resulted in two store closures and administrative hearings through DCRA on six additional stores.

Missing Persons Unit. There is nothing more frightening to a person than when a loved one is missing. Here in the District of Columbia, the vast majority of missing persons are found and/or returned within a matter of hours, but for those still missing, minutes seems like hours and hours seem like days. The Youth and Family Services Division's Missing Persons Unit (MPU) is the District of Columbia's central location for all Missing Person investigations within the District of Columbia. The MPU is responsible for conducting follow-up investigations of all juvenile and adult missing persons. In addition to missing person follow-up investigations, MPU also investigates all

2015 IN REVIEW

parental kidnapping cases originating within the District of Columbia and coordinates the America's Missing Broadcast Emergency Response (AMBER) program.

At the end of 2015, the MPU received 3,842 Missing Person Reports, 74 percent of which were classified as Critical Missing Person cases for the year. Juveniles are nearly twice as likely than adults to become missing in the District of Columbia. Out of the 3,842 Missing Person Reports received in 2015, 2,425 were juvenile cases. A total of 2,401 of those cases were closed with the juvenile located.

Although there was a three percent increase in reported miss-

ing persons cases compared to 2014, at the conclusion of 2015, 99 percent of those cases were closed. Any case not closed at the end of the year was assigned to MPU detectives and remains classified as an open investigation.

Technology

Cobalt. The Metropolitan Police Department's new records management system, Cobalt, went live in August, 2015, replacing iLEADS. Cobalt is a web-based system that provides users with a layout that is more intuitive and user-friendly than previous applications. Cobalt allows all personnel involved in an investigation to im-

port data into the digital file on that case. Because officers are now able to complete and submit reports in the field, personnel involved in the investigation can collaborate and add information in real time as they discover it. Furthermore, supervisors are able to review and approve or reject reports in a more timely fashion. As a result, more time is spent on solving cases rather than entering cases in the system.

In January of 2016, MPD performed feedback sessions with approximately 150 users to gauge their overall approval of Cobalt and found that the majority of the users were highly satisfied with the new records management system. MPD has seen a significant decrease in the time needed to complete reports compared to the time it took for iLEADS.

Body-Worn Cameras. The use of body-worn cameras (BWCs) can benefit members of the community and the MPD by improving police services, increasing accountability for individual interactions, and enhancing public safety. Since 2014, MPD has implemented three phases to deploy BWCs across the District. Phase one of body-worn cameras started in October 2014, with the deployment of 18 cameras in each patrol districts. In June 2015, phase two deployed 400 cameras split between the Fifth District and Seventh District. In 2015, over 500 members participated in the BWC program, generating over 146,000 videos accounting for nearly 30,000 hours and over 22TB of data.

Missing Persons Unit: Lost and Found

The Youth and Family Services Division's Missing Persons Unit (MPU) received a report of a Critical Missing Person on April 15, 2016. The report noted that a 14-year-old Hispanic female left a note at home indicating that she was being threatened by members of MS-13. The child also reported that she was leaving home because the gang had threatened to kill her and her family.

The Third District established a Command Post and detectives from the Youth and Family Services Division's MPU were deployed to the incident location. An extensive search of the immediate area was conducted. Additional resources were deployed to assist with the investigation. The Technical Support Unit and the Gang Task Force also assisted with the search.

Nearly 24 hours into the investigation, the MPU received a new lead from the Technical Support Unit indicating the possible whereabouts of the missing 14-year-old. The child was tracked to a hotel located in Howard County, Maryland. Not only was this missing child located, but a second child who had also been reported missing was also located at the same location. Both children were in the company of two adult males who subsequently were detained by Howard County Police. Both missing children were returned safely to their families. This is just one example of the Metropolitan Police Department's MPU's excellent and consistent work to serve the citizens of the District of Columbia.

MPD and Body-Worn Cameras



The use of body-worn cameras (BWCs) can benefit members of the community and the Metropolitan Police Department (MPD) by improving police services, increasing accountability for individual interactions, and enhancing public safety. In 2013, MPD began researching the use, purchase, and deployment of BWCs for its police officers. While researching the program, MPD worked with law enforcement agencies across the country that have already deployed BWCs, as well as the independent District of Columbia Office of Police Complaints, the Fraternal Order of Police, the District of Columbia Office of the Attorney General (OAG), and the US Attorney's Office (USAO). The Department also presented the program at community meetings throughout the city and with other stakeholders.

After 18 months of research, MPD launched Phase I of the BWC program on October 1, 2014, to determine the camera model that best suits the needs of the Department and the City. After evaluating five different models, MPD selected a model that would allow officers to annotate video in the field without taking officers off the street. In 2015, Mayor Muriel Bowser included \$5.1 million in her proposed Fiscal Year 2016 budget to fund implementation of a full-scale program to outfit all patrol officers with BWCs.

Phase II of the BWC program was launched on June 29, 2015. During this phase, 400 cameras were evenly distributed to the Fifth and Seventh Police Districts, with each District receiving 200 new cameras. This deployment was designed by a team of national researchers who will analyze the impact of BWC's on such issues as citizen complaints, use of force, and other measurable outcomes. A majority of the data for the evaluation will be collected in subsequent BWC deployments. The lessons and findings of this evaluation will benefit District residents, the MPD, and law enforcement agencies and communities across the country that are also considering the use of body-worn cameras.

In early 2016, MPD launched Phase III of the BWC program. By the end of 2016, all front facing members of the department will be issued a BWC. As with Phase II, this phase of deployment was designed by the researchers to support a rigorous evaluation model.

In addition to the locally funded BWC, in 2015, the Department applied for and was awarded a grant of approximately \$1 million dollars from the U.S. Department of Justice to support the expansion of its body-worn camera program. This will fund the deployment of approximately 500 BWCs to the MPD Training Academy. This deployment will support our efforts to ensure that all graduating members are proficient with the cameras, and relevant policies and law.

The body-worn camera program demonstrates Chief Lanier's commitment to building trust between law enforcement and the communities we serve. The Metropolitan Police Department is pleased to be on the forefront of major city police departments deploying cameras.

2015 IN REVIEW

Citizen Online Reporting Tool.

The Citizens Online Reporting Tool (CORT), which was launched in 2012, offers a way to make quick reports that do not necessarily require a police officer to witness or gather the information. Citizens can report the following types of incidents:

- Lost property
- Lost vehicle tags
- Theft/theft from auto
- Destruction of property
- Damage to property

Citizens continue to take advantage of online reporting. However, due to a decrease in report

| Select Incident Type | Incident Type | Definition | Examples |
|--------------------------|-------------------------|---|--|
| <input type="checkbox"/> | Damage to Property | Incident where physical damage is caused to your property, but there is not enough information or circumstances do not warrant it being reported as a crime. This category excludes damage incurred as a result of a traffic crash. | You park your vehicle in a public garage. When you return a couple days later, there is a large dent in the left back bumper of your vehicle. It is unknown what caused the damage. |
| <input type="checkbox"/> | Destruction of Property | Incident where someone willfully causes, or attempts to cause, physical destruction of your property. This category excludes damage incurred as a result of a traffic crash. | Someone willfully breaks a window in your garage while you are sleeping in the adjoining house. There are no witnesses to this event. |
| <input type="checkbox"/> | Lost Property | Personal or commercial property that is lost, missing or misplaced. | You leave your purse somewhere in a convenience store while shopping but do not realize it for several hours. |
| <input type="checkbox"/> | Lost Tags | Incident where tags (license plates) are lost or missing from a vehicle not due to theft. | The tags fall off your motorcycle during a drive to work. You do not notice it until you get home that afternoon. |
| <input type="checkbox"/> | Theft | The wrongful taking of another's property without force or the threat of force. Excludes thefts of and from motor vehicles (e.g., cars, motorcycles, airplanes, etc.) and robbery/jackpocket cases, where someone has taken something from your person. Includes attempts to commit theft also. | A stranger picks up your iPhone from the counter of a restaurant when you walked away for a couple minutes to speak to a friend. The stranger leaves the store before you notice your phone is gone. |
| <input type="checkbox"/> | Theft from Auto | Theft of another's property from his/her motor vehicle. Includes attempts to steal property from your vehicle also. | You leave your car unattended during the summer to run into the dry cleaner. You leave the driver's window rolled down. When you return, you find the backpack you left on the front seat missing. |

totals in 2015, the MPD modified CORT to improve efficiency and reduce reports not meeting online reporting criteria. CORT now utilizes pre-filing Yes/No questions on the opening page to better ensure the event meets online reporting criteria.

If the event does not meet online reporting criteria, then CORT displays a message directing citizens on how to report the event depending on answers to Yes/No questions. Citizens wishing to file a report that requires police assistance are now directed to a webpage with the information they need to quickly find the closest station.

Staffing and Professional Development

Staffing. The Metropolitan Police Department is currently in the midst of a "retirement bubble" precipitated by the fact that over 1,000 members were hired over the course of 18 months around 1990. As those

EVERYDAY HEROES

MPD OFFICERS JUST DOING THEIR JOB

Officers from 5D Work Together to Capture Carjacking Suspects and Close Multiple Related Cases

On the afternoon of February 12, 2015, a man was pumping gas into his white 2011 BMW when a black BMW pulled up beside him. One of the passengers approached him, produced a handgun, and stated, "Give me your keys." The complainant handed them over and the subject drove off in the complainant's vehicle, followed by the black BMW.

About an hour later, the Fifth District dispatcher informed patrol that the white BMW was being tracked by XM satellite and was in the area of the 300 block of Channing Street, NE. Units quickly located the unoccupied vehicle. A short time later, an off-duty officer came across 5D radio to say that a black BMW was

driving recklessly on West Virginia Avenue, NE. Officers Kevin Kentish, Jerry Afari, and Herbert Nicholls, who were in the area, saw the vehicle and attempted a stop. The officers quickly recognized the vehicle to be one taken in an armed carjacking that occurred two days earlier.

The driver of the BMW refused to stop and fled at a high rate of speed, which ultimately led to a collision with a vehicle in the unit block of L Street, NE. When the vehicle then came to a stop, the suspects fled on foot. Luckily, they were captured a short distance away.

During a strategic interview session by Fifth District's detectives, one of the defend-

ants stated that she and her sister were with the other two defendants when they committed three Theft 1 Stolen Autos and three Armed Carjackings.

Members who contributed to the capture of these suspects and the closure of this case include: Officer Shavaun Ross; Officer Elizabeth Wong; Officer Dominique Carter; Officer Gregory Collins; Officer Caleb Bacon; Officer Kevin Kentish; Officer Jerry Afari; Officer Dante Myles; Officer Devin Smith; Officer Travis Collins; Officer Michael Littlejohn; and Officer Herbert Nicholls.

2015 IN REVIEW

members reach their 25-anniversary mark, many of them are preparing for retirement. While increased levels of retirement present a challenge, the Department and the District have taken specific steps to address these issues. In 2015, the MPD hired 281 sworn members and increased civilian staffing to replace officers in administrative functions and return them to operations. Additionally, the transition of cell block operations to the Department of Corrections was completed, not only moved MPD officers at the Central Cell Block back to operations, but also freed up the equivalent of 12 officers from guarding arrestees at hospitals per night, exactly when our communities most need them on the street. Finally, the Department launched a new record management system that has saved 44 minutes per arrest report and 55 minutes per incident or offense report. Over a full year, this could equal 35,000 hours for arrests and 180,000 hours on incident and offense reporting, or the equivalent of about 110 officers on the street.

In addition to the Department's internal efforts, Mayor Muriel Bowser secured funding in Fiscal Year 2016 to hire additional civilians at MPD and the Department of Forensic Services that will return approximately 75 officers to operations. Mayor Bowser also invested \$2.5 million in a retention program to provide education incentives to officers at the beginning of their career and those about to retire, encouraging them to continue to serve the District.

Professional Development Training. The staff of the Metropolitan Police Academy develops, coordinates, and delivers education and training programs providing Department members with the knowledge and skills required to accomplish the mission of the Department. The Professional Development Training (PDT) Program is designed to refresh and add to the knowledge and skills of MPD members. A total of 3,436 members completed some form of training in 2015. The distance learning modules portion of the Professional Development Training program included 27 modules which resulted in 58,919 of online training hours. Training modules during PDT included Tactical Village scenario training, active shooter training, and LGBT training.

Sworn members also completed Phase I and Phase II of their Firearms Pistol Requalifications. This training re-familiarizes members with the MPD's use of force policy and procedures and gun safety, as well as the cleaning and storage of firearms. Members are required to successfully complete simulated discretionary use of force exercises, which includes scenarios with a de-escalation opportunity and a marksmanship test/course. Phase I includes a basic move and shoot course; in Phase II, multiple targets are incorporated with the emphasis on moving by locating cover and concealment; and judgment and target acquisition when discharging your weapon.

In addition to the PDT and Firearms Requalification Training, all detectives in the MPD's Criminal Investigations Division received eight hours of training on the growing problem of elder abuse—specifically how to recognize the abuse and resources that are available for victims. This training was provided by DC Training and Response for Older Victims (DC TROV), the District's collaborative training and response for older victims.

Future Plans

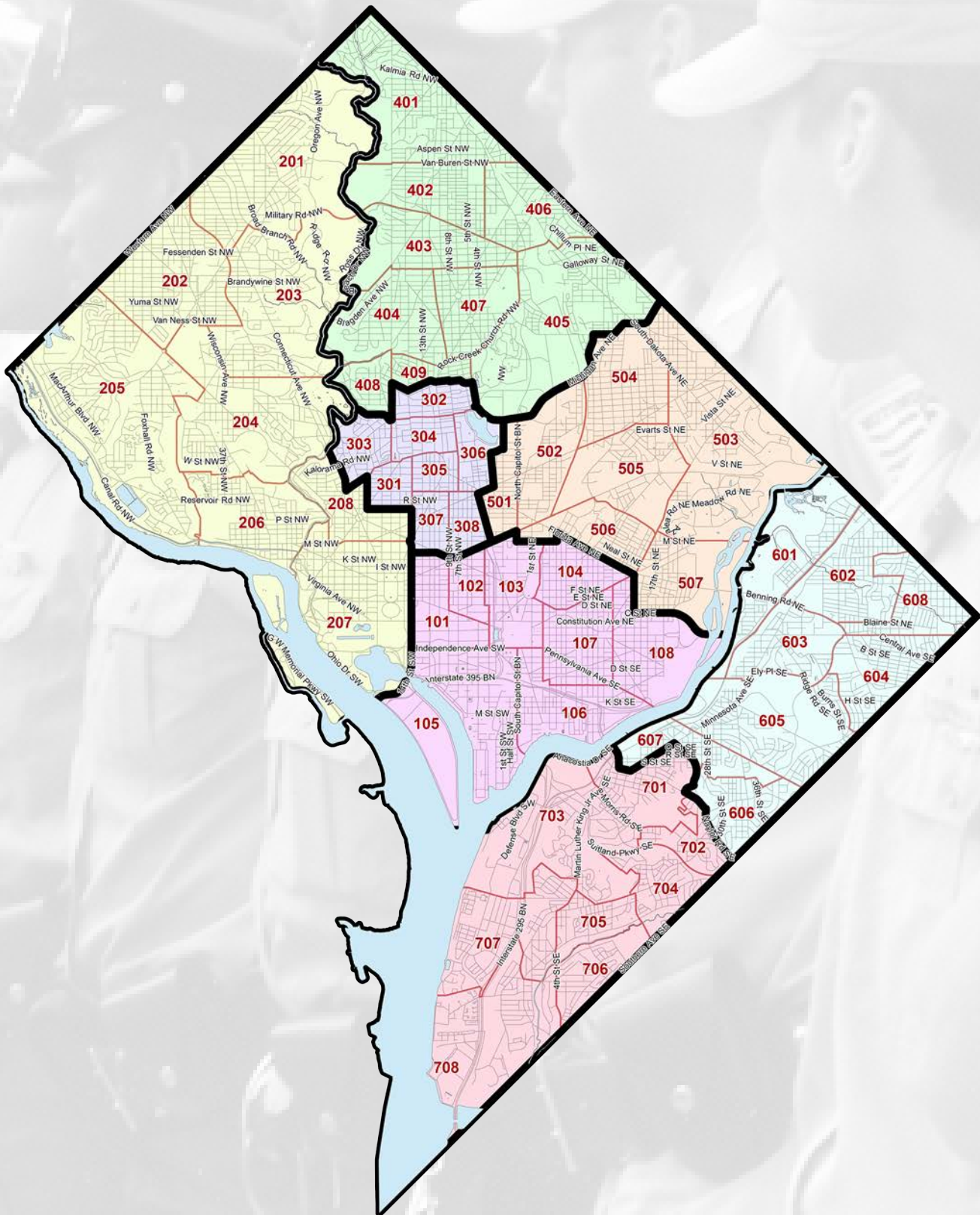
The safety of residents and visitors to the District of Columbia is the Metropolitan Police Department's top priority, but it is equally important to keep an eye toward the future. This future includes improving police services, expanding outreach, and identifying new ways to connect with our communities and especially our youth. Police services will be enhanced through new initiatives, like a multi-agency task force to respond to and investigate robbery crime sprees. Members will be encouraged to continue their service with the MPD through programs like the Police Officer Retention Program. The Department is continuing to improve our communication within the city and strengthen relationships through social media messaging and outreach. Parents will be engaged in early planning to inspire youth to participate in the Police Cadet Training Program.



CUSTOMIZED COMMUNITY POLICING AND POLICE PATROLS

MPD provides crime prevention and response through patrols, investigations, and homeland security services. The Patrol Services and School Safety Bureau delivers community policing to the District's neighborhoods through 56 police service areas in seven police districts and oversees the provision of security services to the District of Columbia Public Schools. The Investigative Services Bureau investigates violent, property, and narcotic crimes and provides forensic support for those cases. The Homeland Security Bureau coordinates domestic security and intelligence operations as well as traffic safety and for special events. The Internal Affairs Bureau investigates use of force, potential equal employment opportunity violators, and other complaints against MPD officers and employees. The Strategic Services and Corporate Support Bureaus support the work of the entire department through research, crime analysis, strategic direction, recruitment, hiring and training personnel, fleet management, procurement, and other administrative support services.

CUSTOMIZED COMMUNITY POLICING AND POLICE PATROLS



ORGANIZATION OF THE MPD

CHIEF OF POLICE
Cathy Lanier



CHIEF OPERATING OFFICER (COO)

Executive Director
[Leeann Turner](#)




Organization as of April 2016




**PATROL SERVICES AND
SCHOOL SAFETY BUREAU**

Assistant Chief
Diane Groomes




**INTERNAL AFFAIRS
BUREAU**

Assistant Chief
**Kimberly
Chisley-Missouri**



**FIRST
DISTRICT**

Commander
Robert Contee



**FIFTH
DISTRICT**

Commander
William Fitzgerald




**HOMELAND SECURITY
BUREAU**

Assistant Chief
Lamar Greene




**STRATEGIC SERVICES
BUREAU**

Assistant Chief
Patrick Burke



**SECOND
DISTRICT**

Commander
Melvin Gresham




**SIXTH
DISTRICT**

Commander
David Taylor




**INVESTIGATIVE
SERVICES BUREAU**

Assistant Chief
Peter Newsham




**CORPORATE SUPPORT
BUREAU**

Assistant Chief
Michael Anzallo



**THIRD
DISTRICT**

Commander
Stuart Emerman



**SEVENTH
DISTRICT**

Commander
Vendette Parker



**FOURTH
DISTRICT**

Commander
Wilfredo Manlapaz

DC CODE INDEX OFFENSES

VS FBI UNIFORM CRIME REPORTING OFFENSES

Like most other jurisdictions, the Metropolitan Police Department (MPD) reports crime two different ways. Primarily, the Department reports crimes that are defined in the District of Columbia Criminal Code (DC Code Index Offenses). This is according to local law and is how officers classify offenses and make arrests. The MPD also generates crime data using uniformly established guidelines that were developed by the Federal Bureau of Investigation as the Uniform Crime Reporting System, or UCR.

The MPD relies on the DC Code Index Offense information for daily operational and deployment decisions. Residents access this same information to make informed decisions. The MPD has included DC Code Index Offenses in this Annual Report in order to provide a clear picture of crime trends as they are actually happening in the District of Columbia, and because that is how crime is reported to the MPD by residents. It is also how crime information is shared with the residents of the District of Columbia.

UCR Crime information is also included in Appendix B so that residents have access to that standardized crime data as well. To compare crime trends to other jurisdictions using UCR data, please visit the FBI website at www.fbi.gov/ucr/ucr.htm.



| DC CODE INDEX OFFENSE DEFINITIONS | FBI UCR PART I CRIME DEFINITIONS |
|---|---|
| The MPD relies on the DC Code Index Offenses for daily operational and deployment decisions. Offenders who are arrested in the District of Columbia are prosecuted for the offenses represented in the DC Code. | The UCR provides a consistent measure of serious crime that can be compared across time periods or regions. |
| Homicide: Killing of another person purposely, in perpetrating or attempting to perpetrate an offense punishable by imprisonment, or otherwise with malice aforethought. | Murder: The willful non-negligent killing of a person. |
| Sex Assault: One of many sexual acts against another person, either forcibly or without his/her permission, and/or against someone who is otherwise incapable of communicating unwillingness. | Forcible Rape: Penetration, no matter how slight, of the vagina or anus with any body part or object, or oral penetration by a sex organ of another person, without the consent of the victim. |
| Robbery: The taking from another person, or immediate actual possession of another, anything of value, by force or violence, whether against resistance or by sudden or stealthy seizure or snatching, or by putting in fear. This category includes carjackings. | Robbery: The taking or attempting to take anything of value from the care, custody, or control of a person or persons by force or threat of force or violence and/or by putting the victim in fear. |
| Assault with a Dangerous Weapon (ADW): Knowingly or purposely causing serious bodily injury to another person, or threatening to do so; or under circumstances manifesting extreme indifference to human life, knowingly engaging in conduct that creates a grave risk of serious bodily injury to another person, and thereby causes serious bodily injury. Weapons include, but are not limited to, firearms, knives and other objects. | Aggravated Assault: An unlawful attack by one person upon another for the purpose of inflicting severe or aggravated bodily injury. This type of assault is usually accompanied by the use of a weapon or by means likely to produce death or great bodily harm. |
| Burglary: Breaking and entering, or entering without breaking, any dwelling, bank, store, warehouse, shop, stable, or other building or any apartment or room, whether at the time occupied or not, or any steamboat, canal boat, vessel, other watercraft, railroad car, or any yard where any lumber, coal, or other goods or chattels are deposited and kept for the purpose of trade, with intent to break and carry away any part thereof or any fixture or other thing attached to or connected with the same. | Burglary: The unlawful entry of a structure to commit a felony or theft. |
| Theft/Other: This includes conduct previously known as larceny. The Theft/Other category excludes theft of items from a motor vehicle or the motor vehicle itself, which are captured under other categories, and excludes fraud. | Larceny/Theft: The unlawful taking, carrying, leading or riding away of property from the possession or constructive possession of another. |
| Theft F/Auto: Theft of items from within a vehicle, excluding motor vehicle parts and accessories. | |
| Stolen Auto: Theft of a motor vehicle (any automobile, self-propelled mobile home, motorcycle, truck, truck tractor, truck tractor with semi trailer or trailer, or bus). | Motor Vehicle Theft: The theft or attempted theft of a motor vehicle. "Motor vehicle" includes automobiles, trucks and buses, and other self-propelled vehicles that run on land surfaces and not rails. |
| Arson: The malicious burning or attempt to burn any dwelling, house, barn, or stable adjoining thereto, or any store, barn, or outhouse, or any shop, office, stable, store, warehouse, or any other building, or any steamboat, vessel, canal boat, or other watercraft, or any railroad car, the property, in whole or in part, of another person, or any church, meetinghouse, schoolhouse, or any of the public buildings in the District, belonging to the United States or to the District of Columbia. | Arson: Any willful or malicious burning or attempt to burn, with or without intent to defraud, a dwelling house, public building, motor vehicle or aircraft, personal property of another, etc. |

DC Code Index Offense data is available on pages 24-29; FBI Uniform Crime Reporting Offense data is available in Appendix B.

CRIME

IN THE DISTRICT OF COLUMBIA (DC CODE)

Crime by District

Overall crime in 2015 was down four percent from the previous year.

| | First District | | | Second District | | | Third District | | | Fourth District | | |
|-----------------------|----------------|--------------|------------|-----------------|--------------|------------|----------------|--------------|------------|-----------------|--------------|-------------|
| Crime | 2014 | 2015 | % | 2014 | 2015 | % | 2014 | 2015 | % | 2014 | 2015 | % |
| Homicide | 5 | 11 | 120% | 1 | 5 | 400% | 8 | 16 | 100% | 12 | 11 | -8% |
| Sexual Abuse | 37 | 37 | 0% | 35 | 38 | 9% | 33 | 37 | 12% | 46 | 54 | 17% |
| ADW | 228 | 260 | 14% | 111 | 113 | 2% | 229 | 203 | -11% | 296 | 245 | -17% |
| Robbery | 385 | 526 | 37% | 188 | 173 | -8% | 443 | 506 | 14% | 461 | 576 | 25% |
| Violent Crime | 655 | 834 | 27% | 335 | 329 | -2% | 713 | 762 | 7% | 815 | 886 | 9% |
| Burglary | 298 | 234 | -21% | 402 | 273 | -32% | 329 | 239 | -27% | 579 | 393 | -32% |
| Motor Vehicle Theft | 376 | 405 | 8% | 214 | 232 | 8% | 303 | 272 | -10% | 412 | 371 | -10% |
| Theft from Vehicle | 1,963 | 1,929 | -2% | 1,438 | 1,702 | 18% | 2,467 | 2,513 | 2% | 2,132 | 2,013 | -6% |
| Theft Other | 3,114 | 2,964 | -5% | 3,319 | 3,287 | -1% | 2,545 | 2,238 | -12% | 1,560 | 1,412 | -9% |
| Arson | 3 | 2 | -33% | 2 | 0 | -100% | 2 | 1 | -50% | 1 | 2 | 100% |
| Property Crime | 5,754 | 5,534 | -4% | 5,375 | 5,494 | 2% | 5,646 | 5,263 | -7% | 4,684 | 4,191 | -11% |
| Total | 6,409 | 6,368 | -1% | 5,710 | 5,823 | 2% | 6,359 | 6,025 | -5% | 5,499 | 5,077 | -8% |

DC Code Crime Rates (per 100,000)

| | 2014 | | 2015 | |
|-----------------------|---------------|--------------|---------------|--------------|
| Estimated Population | 659,836 | | 672,228 | |
| | Total | Rate | Total | Rate |
| Homicide | 105 | 16 | 162 | 24 |
| Sexual Abuse | 319 | 48 | 297 | 44 |
| ADW | 2,490 | 377 | 2,426 | 361 |
| Robbery | 3,296 | 500 | 3,446 | 513 |
| Violent Crime | 6,210 | 941 | 6,331 | 942 |
| Burglary | 3,182 | 482 | 2,543 | 378 |
| Motor Vehicle Theft | 3,132 | 475 | 2,825 | 420 |
| Theft from Vehicle | 11,406 | 1,729 | 11,160 | 1,660 |
| Theft Other | 14,666 | 2,223 | 14,117 | 2,100 |
| Arson | 26 | 4 | 18 | 3 |
| Property Crime | 32,412 | 4,912 | 30,663 | 4,561 |
| Total | 38,622 | 5,853 | 36,994 | 5,503 |

Population numbers based on the US Census Data.

| Fifth District | | | Sixth District | | | Seventh District | | | Citywide* | | |
|----------------|--------------|------------|----------------|--------------|-------------|------------------|--------------|------------|---------------|---------------|------------|
| 2014 | 2015 | % | 2014 | 2015 | % | 2014 | 2015 | % | 2014 | 2015 | % |
| 18 | 31 | 72% | 28 | 34 | 21% | 33 | 54 | 64% | 105 | 162 | 54% |
| 45 | 38 | -16% | 61 | 38 | -38% | 58 | 45 | -22% | 319 | 297 | -7% |
| 368 | 401 | 9% | 664 | 622 | -6% | 589 | 580 | -2% | 2,490 | 2,426 | -3% |
| 535 | 552 | 3% | 756 | 581 | -23% | 520 | 516 | -1% | 3,296 | 3,446 | 5% |
| 966 | 1,022 | 6% | 1,509 | 1,275 | -16% | 1,200 | 1,195 | 0% | 6,210 | 6,331 | 2% |
| 516 | 552 | 7% | 486 | 429 | -12% | 572 | 421 | -26% | 3,182 | 2,543 | -20% |
| 560 | 446 | -20% | 842 | 600 | -29% | 418 | 485 | 16% | 3,132 | 2,825 | -10% |
| 1,736 | 1,440 | -17% | 1,030 | 941 | -9% | 595 | 565 | -5% | 11,406 | 11,160 | -2% |
| 1,707 | 1,833 | 7% | 1,416 | 1,324 | -6% | 986 | 1,024 | 4% | 14,666 | 14,117 | -4% |
| 7 | 2 | -71% | 5 | 5 | 0% | 6 | 6 | 0% | 26 | 18 | -31% |
| 4,526 | 4,273 | -6% | 3,779 | 3,299 | -13% | 2,577 | 2,501 | -3% | 32,412 | 30,663 | -5% |
| 5,492 | 5,295 | -4% | 5,288 | 4,574 | -14% | 3,777 | 3,696 | -2% | 38,622 | 36,994 | -4% |

Source: MPD COBALT/Data Warehouse system data as of 01/14/2016.

All statistics presented here are based on preliminary DC Index crime data and include Homicide, Sex Abuse, Robbery, Assault with a Deadly Weapon, Arson, Burglary, Stolen Auto, Theft, and Theft from Auto.

Homicide counts based on data provided by the Homicide Branch.

- These statistics reflect crime reports entered or migrated into the MPD iLEADS system.
- These numbers do not reflect Part I crime totals as reported to the FBI's Uniform Crime Reporting program or National Incident-Based Reporting System (NIBRS).
- The statistics for this report are based on the various tables from the Data Warehouse as current refresh date. This report should be considered "Preliminary" in nature.

HOMICIDE ANALYSIS

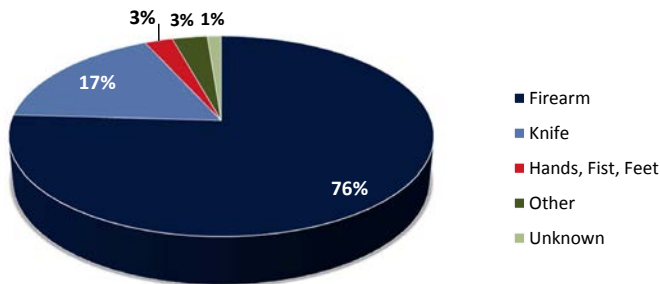
Homicide Clearance Rate

Over the past five years, the MPD's homicide case-closure rate has averaged 80 percent.

| | 2011 | 2012 | 2013 | 2014 | 2015 |
|-----------------------------|-------|-------|-------|-------|-------|
| Number of Homicides | 108 | 88 | 104 | 105 | 162 |
| Homicide Rate (per 100,000) | 17 | 14 | 16 | 16 | 25 |
| UCR Clearance Rate | 95.4% | 81.8% | 79.8% | 70.5% | 61.7% |

Weapon Distribution

Firearms remain the primary type of weapon used to commit homicides in the District of Columbia.

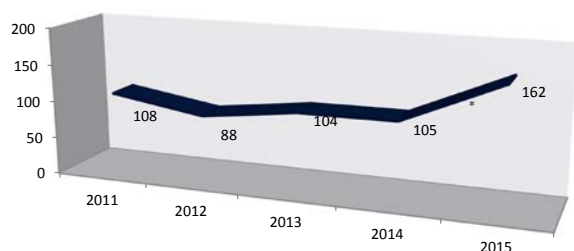


Note: The MPD's homicide clearance rate is calculated, as it is by most police departments in the country, using the Uniform Crime Reporting (UCR) guidelines established by the FBI in the 1930s. These guidelines are the national standard for reporting several categories of crime data, including homicide clearance rates. Nearly 17,000 law enforcement agencies across the United States provide data to the FBI under its UCR program.

Under UCR guidelines, the clearance rate is calculated by dividing the total number of homicide cases closed in a calendar year by the total number of homicides that occurred in that year. The cases closed can be for homicides that occurred in the current year or in the prior years. In other words, some clearances that an agency records in a particular calendar year may pertain to offenses that occurred in previous years. The UCR program measures all of the work that an agency exhausts in closing cases.

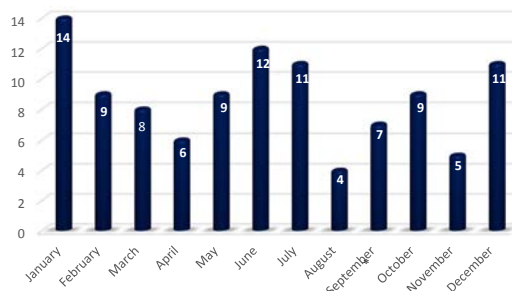
Homicide

The total number of homicides increased significantly in 2015.



Homicides by Month

January was the deadliest month for homicides in DC.



Juvenile Involvement

The number of juvenile homicide victims increased by more than 60 percent from 2014.

| | 2011 | 2012 | 2013 | 2014 | 2015 |
|--------------------|------|------|------|------|------|
| Juvenile Victims | 7 | 3 | 6 | 5 | 8 |
| Juveniles Arrested | 7 | 6 | 9 | 3 | 4 |
| Total | 14 | 9 | 15 | 8 | 12 |

The term "juvenile" used above is defined as individuals under the age of 18 years (≤ 17 years of age). These "juvenile" totals may include Title 16 cases where juveniles are tried as adults.

Type of Weapon Used

Over the past five years, the majority of homicides have been committed with a firearm.

| Weapon | 2011 | 2012 | 2013 | 2014 | 2015 |
|-------------------|------|------|------|------|------|
| Firearm | 77 | 58 | 81 | 72 | 123 |
| Knife | 21 | 19 | 11 | 17 | 28 |
| Blunt Object | 0 | 0 | 0 | 1 | 0 |
| Hands, Fist, Feet | 5 | 7 | 4 | 6 | 4 |
| Other Weapon | 5 | 3 | 6 | 7 | 5 |
| Unknown | 0 | 1 | 2 | 2 | 2 |
| Total | 108 | 88 | 104 | 105 | 162 |

Victim Profile

The overwhelming majority of homicide victims continue to be black males; black females represent the second largest group, followed closely by white males.

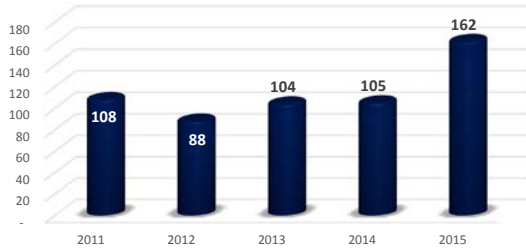
| Victim | 2011 | | 2012 | | 2013 | | 2014 | | 2015 | |
|------------------|------|------|------|------|------|------|------|------|------|------|
| Black Males | 87 | 81% | 75 | 85% | 81 | 78% | 82 | 78% | 138 | 85% |
| Black Females | 10 | 9% | 6 | 7% | 9 | 9% | 16 | 15% | 8 | 5% |
| Hispanic Males | 6 | 6% | 2 | 2% | 2 | 2% | 3 | 3% | 6 | 4% |
| Hispanic Females | 0 | 0% | 0 | 0% | 0 | 0% | 1 | 1% | 3 | 2% |
| White Males | 1 | 1% | 3 | 3% | 8 | 8% | 2 | 2% | 6 | 4% |
| White Females | 1 | 1% | 0 | 0% | 2 | 2% | 0 | 0% | 1 | 1% |
| Other Males | 2 | 2% | 1 | 1% | 2 | 2% | 1 | 1% | 0 | 0% |
| Other Females | 1 | 1% | 1 | 1% | 0 | 0% | 0 | 0% | 0 | 0% |
| Total | 108 | 100% | 88 | 100% | 104 | 100% | 105 | 100% | 162 | 100% |

Percent may not add to 100% due to rounding.

VIOLENT CRIMES

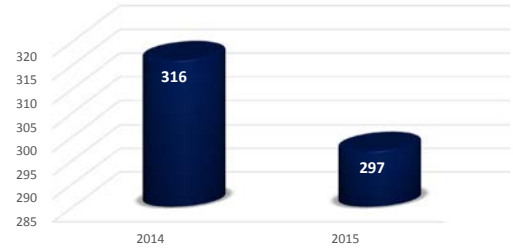
Homicide

While up from last year, the total number of homicides remains 20 percent lower than in 2010.



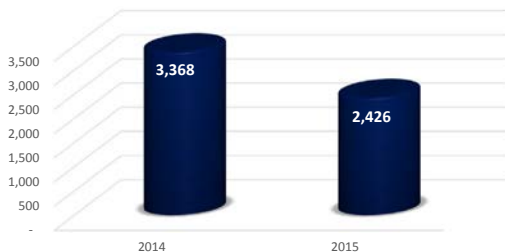
Sexual Assault

Sexual assaults decreased by six percent in 2015.



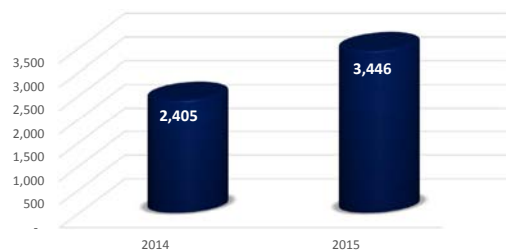
Robbery

Robberies were down 28 percent from the previous year.



Assault with a Dangerous Weapon

Assaults were up more than 40 percent compared to the previous year.



EVERYDAY HEROES

MPD OFFICERS JUST DOING THEIR JOB

Dedication and Ingenuity of 6D Detectives Lead to Quick Closure of AWIK Case

On Tuesday, July 21, 2015, at 9:20 pm a shooting victim was found in the 100 block of 36th Street, NE. Because he was conscious, Detectives Darin Booher and Thurman Stallings were able to interview the victim, who gave a partial name of the first suspect and a description of the second suspect.

The detectives worked numerous hours on this case and utilized every tool and organiza-

tion at their disposal. They conducted a door to door canvass and reached out to the community in order to determine the full name of the first suspect. The detectives then conducted a record check for known associates of the first suspect and it revealed an individual that matched the description of the second suspect.

Detectives Booher and Stallings presented an arrest warrant for both suspects to include a

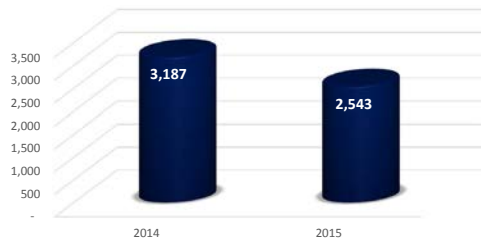
search warrant. When the search warrant was executed, one of the suspects was located and placed under arrest. During the execution of the search warrant, a 40 caliber handgun was recovered. The first suspect later turned himself into the police.

Detectives Booher and Stallings demonstrated dedication and ingenuity in their handling of this case.

PROPERTY CRIMES

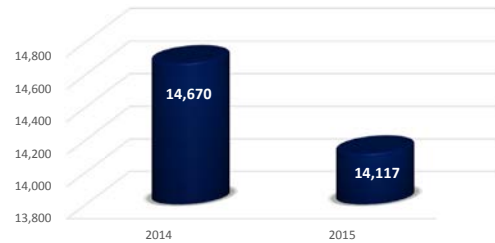
Burglary

Compared to 2014, there was a 20 percent decrease in burglaries.



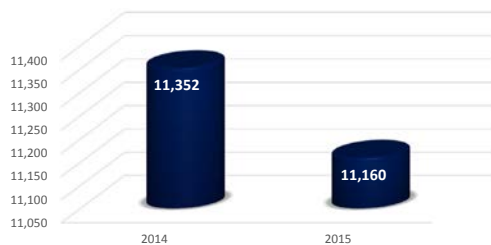
Theft Other

Thefts decreased four percent in 2015.



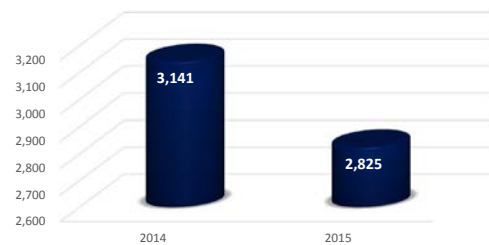
Theft From Vehicle

Theft from vehicle incidents in 2015 decreased two percent compared to 2013.



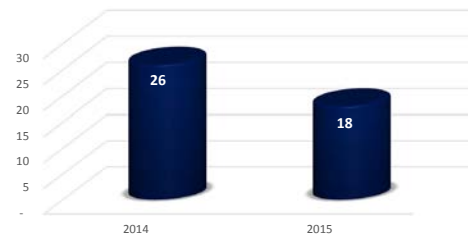
Stolen Auto

Auto thefts decreased 10 percent compared to the previous year.



Arson

Reported arson offenses were down 31 percent compared to last year.



BIAS-RELATED CRIMES

Crimes of Hate

A hate crime is a criminal act that demonstrates an accused's prejudice based on the actual or perceived race, color, religion, national origin, sex, age, marital status, personal appearance, sexual orientation, gender identity or expression, family responsibility, homelessness, physical disability, matriculation, or political affiliation of a victim of the subject designated act.

Type of Bias

Sexual Orientation accounted for 41 percent of the total offenses in 2015.

| | 2011 | 2012 | 2013 | 2014 | 2015 |
|-----------------------------------|-----------|-----------|-----------|-----------|-----------|
| Ethnicity/National Origin | 7 | 5 | 3 | 3 | 3 |
| Race | 28 | 13 | 18 | 13 | 19 |
| Religion | 2 | 6 | 6 | 8 | 5 |
| Sexual Orientation | 43 | 46 | 31 | 28 | 27 |
| Gender Identity/Expression | 11 | 9 | 12 | 15 | 10 |
| Disability | 0 | 1 | 0 | 1 | 0 |
| Political Affiliation | 0 | 1 | 0 | 1 | 2 |
| Homelessness | 1 | 0 | 0 | 2 | 0 |
| Total | 92 | 81 | 70 | 71 | 66 |

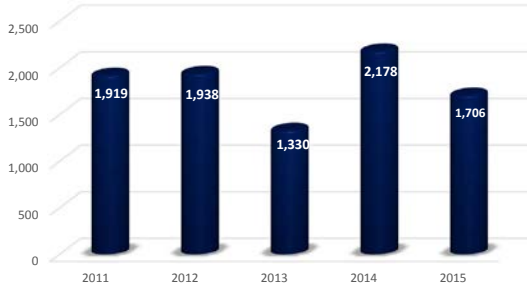
The figures above comply with DC Official Code § 22-3700. Because the DC statute differs from the FBI Uniform Crime Reporting definitions, and includes categories not included in the FBI definitions, these figures may be higher than those reported to the FBI. All figures are subject to change if new information is revealed during the course of an investigation or prosecution.

For a more comprehensive look at Hate Crimes in the District of Columbia, see *“Bias-Related Crime in the District of Columbia”* in Appendix C of this report.

FIREARM RECOVERIES

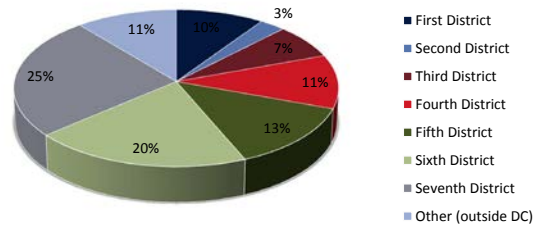
Total Recoveries

An average of 1,814 firearms have been recovered per year over the past five years.

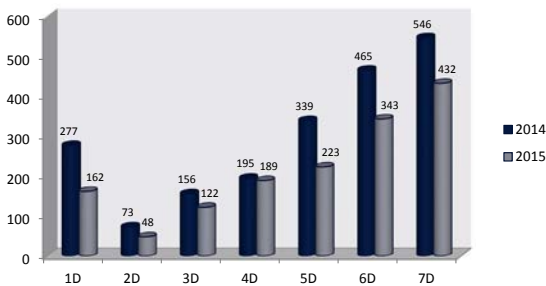


Location of Firearms Recovered in 2015

Of the 1,706 firearms recovered by the MPD, 45 percent were recovered in the Sixth and Seventh Districts.



Firearm Recoveries Comparison by District, 2014 vs. 2015

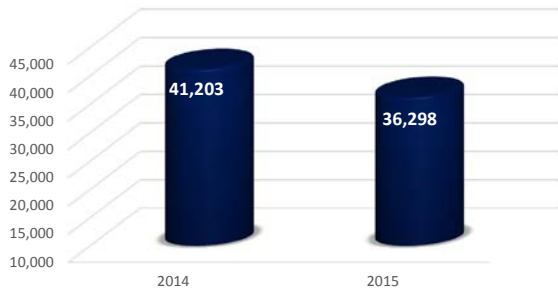


DC CODE ARREST TRENDS (TOP ARREST CHARGE)

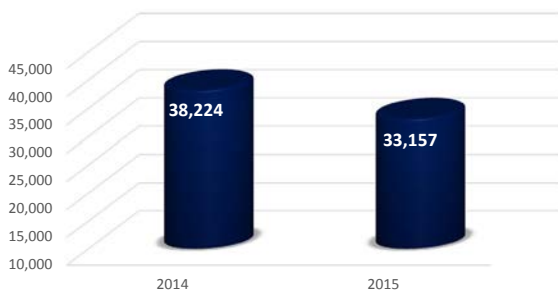
| Arrest Category | 2014 | | | 2015 | | |
|------------------------------------|---------------|--------------|---------------|---------------|--------------|---------------|
| | Adult | Juvenile | Total | Adult | Juvenile | Total |
| Aggravated Assault | 280 | 42 | 322 | 244 | 36 | 280 |
| Arson | 11 | 0 | 11 | 13 | 2 | 15 |
| Assault on a Police Officer | 1,100 | 138 | 1,238 | 1,049 | 131 | 1,180 |
| Assault with a Dangerous Weapon | 1,413 | 134 | 1,547 | 1,283 | 140 | 1,423 |
| Burglary | 303 | 62 | 365 | 224 | 79 | 303 |
| Damage to Property | 683 | 85 | 768 | 636 | 88 | 724 |
| Disorderly Conduct | 2,375 | 129 | 2,504 | 2,149 | 86 | 2,235 |
| Driving/Boating While Intoxicated | 1,643 | 3 | 1,646 | 1,346 | 0 | 1,346 |
| Fraud and Financial Crimes | 246 | 10 | 256 | 185 | 8 | 193 |
| Gambling | 197 | 9 | 206 | 129 | 11 | 140 |
| Homicide | 69 | 3 | 72 | 99 | 5 | 104 |
| Kidnapping | 19 | 0 | 19 | 8 | 0 | 8 |
| Liquor Law Violations | 1,405 | 6 | 1,411 | 1,336 | 2 | 1,338 |
| Motor Vehicle Theft | 57 | 14 | 71 | 58 | 20 | 78 |
| Narcotics | 4,931 | 88 | 5,019 | 2,490 | 23 | 2,513 |
| Offenses Against Family & Children | 296 | 3 | 299 | 291 | 5 | 296 |
| Other Crimes | 1,458 | 89 | 1,547 | 1,475 | 73 | 1,548 |
| Property Crimes | 577 | 124 | 701 | 549 | 134 | 683 |
| Prostitution | 581 | 3 | 584 | 723 | 6 | 729 |
| Release Violations/Fugitive | 5,195 | 633 | 5,828 | 4,525 | 674 | 5,199 |
| Robbery | 559 | 321 | 880 | 593 | 457 | 1,050 |
| Sex Abuse | 86 | 13 | 99 | 81 | 10 | 91 |
| Sex Offenses | 332 | 24 | 356 | 349 | 23 | 372 |
| Simple Assault | 6,139 | 654 | 6,793 | 6,143 | 664 | 6,807 |
| Theft | 2,318 | 160 | 2,478 | 2,188 | 213 | 2,401 |
| Theft from Auto | 105 | 15 | 120 | 87 | 22 | 109 |
| Traffic Violations | 4,516 | 54 | 4,570 | 3,548 | 46 | 3,594 |
| Vending Violations | 196 | 0 | 196 | 210 | 0 | 210 |
| Weapon Violations | 1,134 | 163 | 1,297 | 1,146 | 183 | 1,329 |
| Total | 38,224 | 2,979 | 41,203 | 33,157 | 3,141 | 36,298 |

DC CODE ARREST TRENDS

Total Arrests



Adult Arrests



Juvenile Arrests



Source:
MPD Cobalt/Data Warehouse arrest data (2015) and MPD ILEADS/Data Warehouse arrest data (2014) as of 1/18/16.

NOTE:

- Totals are based on top charge (if an individual is arrested on more than one arrest charge, only the most serious charge is counted). In 2016, MPD updated its arrest category ranking structure. Some arrest charges that have been counted as top charge in previous reports may not be classified as top charge in this report.
- Data available includes arrests made by MPD and other law enforcement agencies in the District of Columbia.
- Data should be considered 'Preliminary' in nature due to ongoing classification changes and updates made to the arrest data.
- The term "juvenile" used in the data is defined as individuals under the age of 18 years (≤ 17) at the time of arrest. The juvenile totals may include Title 16 cases where juveniles are tried as adults.
- Data does not include expunged cases.

TRAFFIC SAFETY

Traffic Fatalities

Thirty-eight percent of the traffic fatalities in 2014 involved pedestrians.

| | 2011 | 2012 | 2013 | 2014 | 2015 |
|---|------|------|------|------|------|
| Pedestrian Fatalities | 11 | 8 | 12 | 10 | 15 |
| Bicyclist Fatalities | 2 | 0 | 2 | 1 | 1 |
| Motorcycle/Motorized Bike Fatalities | 2 | 5 | 3 | 3 | 3 |
| Other Fatalities | 17 | 6 | 12 | 12 | 7 |
| Total Traffic Fatalities | 32 | 19 | 29 | 26 | 26 |

Citations

| | 2011 | 2012 | 2013 | 2014 | 2015 |
|--|-------|-------|-------|-------|-------|
| Egregious Speeding[†] | 686 | 661 | 430 | 440 | 316 |
| Seatbelt/Child Restraint Violations | 7,662 | 4,020 | 4,032 | 4,369 | 3,235 |
| Distracted Driving[‡] | 9,862 | 7,452 | 6,760 | 5,427 | 4,044 |

[†]30+ miles per hour over the posted speed limit (Data for 2010-2012 includes T123 and T125; no T125 tickets were written in 2013-2015).

[‡]Includes using a cellular phone without a hands-free device.

Speed-Related Fatalities

Speed was the primary contributing factor in almost half of the fatalities in 2015.



CALLS FOR SERVICE

Calls For Service

Answering and dispatching both emergency and non-emergency calls are the responsibility of the Office of Unified Communications, a District agency created in October 2004. Calls for service data was provided by the Office of Unified Communications and includes Priority I, II, and III Calls.

| | CY2014 | CY2015 | Comparison | %Change |
|--------------------|----------------|----------------|------------|---------|
| Calls for Service* | 502,317 | 538,038 | 35,721 | 7.1% |
| Response Time** | 7 mins 10 secs | 6 mins 38 secs | - 32 secs | - 7.4% |

*A "call for service" is any call for which MPD action is initiated.

**Please note: The "response time" does NOT include MPD self-initiated calls for service (e.g., traffic stops).

Definitions of Priority I, II and III Calls

Priority I calls involve circumstances where an imminent threat to the safety of persons or the potential for significant property damage exists resulting in a Code 1 response being authorized. These calls will be dispatched without delay to any available unit within the PSA or police district, including to officials and watch commanders if no other unit is available. A sergeant, lieutenant and/or the watch commander will respond to the scene of all Priority I calls.

Priority II calls involve circumstances that require immediate dispatch and response, but most do not involve any imminent threat to the safety of persons or the potential for significant property damage. In the event such a threat is identified in any Priority II call, a Code 1 response can be authorized and it will be handled the same as a Priority I call. The dispatching of an MPD unit to a Priority II call shall not be delayed more than 15 minutes, at which time the dispatcher will advise the watch commander and the call will be assigned to any available unit.

Priority III calls involve routine requests for police services that involve no imminent threat to the safety of persons or the potential for significant property damage. The dispatching of an MPD unit to a Priority III call will not be delayed more than one hour, at which time the dispatcher will advise the watch commander, and a decision will be made on how to handle the call at that time.

EVERYDAY HEROES

MPD OFFICERS JUST DOING THEIR JOB

Observant 7D Officers Identify Fire and Evacuate Building before Anyone Is Injured

On Tuesday, March 24, 2015, while on foot patrol, Officers Wayne Seaward and Matthew Shoemaker saw an orange glow in the window of an apartment on Oakwood Street, SE. The officers realized there was a fire and they immediately called for assistance and requested the Fire Department. Officer Kevin Halpin arrived on the scene, ready to assist.

The officers rushed into the burning building and began evacuating the residents. They eventually reached the unit believed to be the source of the fire and woke the sleeping occupants and led them to safety, as their unit was filling with smoke.

The officers were able to get the occupants out before injuries or serious harm could

occur. The Fire Department responded and put out the fire. It appears that the occupants had left food cooking the stove, forgot about it, and fell asleep.

These officers demonstrated quick action and attention to their surroundings that prevented injury, major property damage or even death.

PERSONNEL

Total Personnel

The MPD has maintained an average of almost 3,900 sworn members over the past five years.

| | 2011 | 2012 | 2013 | 2014 | 2015 |
|--------------------|--------------|--------------|--------------|--------------|--------------|
| Sworn Personnel | 3,814 | 3,869 | 3,984 | 3,929 | 3,789 |
| Civilian Personnel | 488 | 463 | 441 | 435 | 519 |
| Total | 4,302 | 4,332 | 4,425 | 4,364 | 4,308 |

Note: Personnel data accurate as of December 31, 2015.

Sworn Personnel, by Gender and Race

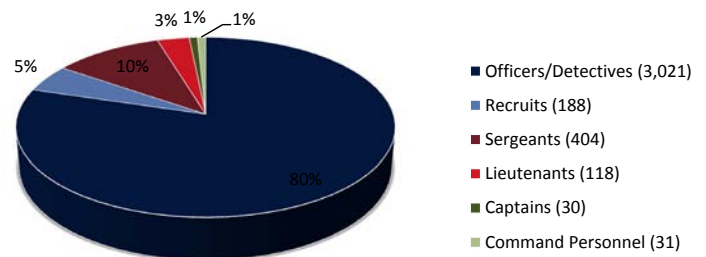
The Metropolitan Police Department remains an exceptionally diverse police force.

| | 2014 | | 2015 | |
|---------------------|--------|------|-------|------|
| | Gender | | | |
| Male | 3,065 | 78% | 2,979 | 79% |
| Female | 864 | 22% | 810 | 21% |
| | Race | | | |
| Black | 2,176 | 55% | 2,029 | 54% |
| White | 1,344 | 34% | 1,337 | 35% |
| Hispanic | 295 | 8% | 303 | 8% |
| Asian | 112 | 3% | 117 | 3% |
| Native American | 2 | 0% | 3 | 0% |
| Race Not Designated | 0 | 0% | 0 | 0% |
| Total | 3,929 | 100% | 3,789 | 100% |

Note: Totals may not add to 100% due to rounding.

Sworn Personnel, by Rank

Four out of every five sworn members are officers or detectives.



Command Personnel includes Inspectors, Commanders, Assistant Chiefs, and the Chief of Police.

Sworn Attrition vs. Hiring

The MPD lost approximately five percent of its members to attrition, which includes voluntary separations (e.g., retirement or resignations) and involuntary separations (disability retirement, termination, and death).

| | FY2011 | FY2012 | FY2013 | FY2014 | FY2015 |
|-----------|--------|--------|--------|--------|--------|
| Attrition | 168 | 204 | 197 | 309 | 415 |
| Hiring | 8 | 310 | 301 | 279 | 281 |


Ranks of the Metropolitan Police Department

While every sworn member of the Department is a police officer by profession, he or she is further identified by rank. Members at any rank who have been trained to conduct investigations may be known as investigators or detectives.

- **Recruit Officer (attending the Metropolitan Police Academy)**
- **Officer/Master Patrol Officer/Senior Police Officer**
- **Sergeant**
- **Lieutenant**
- **Captain**
- **Inspector**
- **Commander**
- **Assistant Chief**
- **Chief of Police**

Awards of the Metropolitan Police Department

In March 2016, a Department-wide awards ceremony was held at Gallaudet University to recognize sworn and civilian members for their outstanding work in 2015. Additionally, members are presented with awards throughout the year at the regularly-scheduled crime briefings. In 2015, 259 members were recognized for their exceptional service.

- 
- ★ Achievement Medals
 - ★ Best Performing District
 - ★ Bureau Employees of the Year
 - ★ Captain of the Year
 - ★ Chief of Police Medal of Merit
 - ★ Chief of Police Special Award
 - ★ Citizen of the Year
 - ★ Citizen Volunteer Corps of the Year
 - ★ Commander of the Year
 - ★ COP Special Award
 - ★ Crime Reduction Award (2015: 6D)
 - ★ Crime Suppression Award (1 unit/26 recipients)
 - ★ Deborah Ennis Civilian Employee of the Year
 - ★ Detective of the Year
 - ★ Detective of the Year
 - ★ District Detective of the Year
 - ★ District Officers of the Year
 - ★ Homicide Detective of the Year
 - ★ Inspector of the Year
 - ★ Lieutenant of the Year
 - ★ Life Saving Medal
 - ★ Medal of Merit
 - ★ Medal of Valor
 - ★ Meritorious Medals
 - ★ Officer of the Year
 - ★ Patrol Services Area of the Year
 - ★ Pozell Reserve Member of the Year
 - ★ Sergeant of the Year
 - ★ Vice Unit of the Year

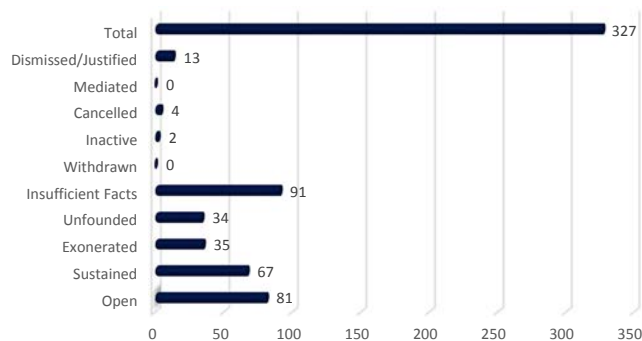
CITIZEN COMPLAINTS & USE OF FORCE

Use of Force

| | 2011 | 2012 | 2013 | 2014 | 2015 |
|--|------|------|------|------|------|
| Intentional Firearms Discharges at Persons | 12 | 9 | 16 | 9 | 15 |
| Fatalities Resulting from Intentional Firearm Discharge | 5 | 4 | 6 | 4 | 2 |
| Number of Persons Injured (non-fatal) as a Result of Intentional Firearm Discharge | 2 | 4 | 6 | 3 | 7 |
| Instances of Firearm Discharges at Animals | 6 | 8 | 8 | 18 | 8 |
| Accidental/Negligent Firearm Discharges | 0 | 2 | 6 | 1 | 4 |

Disposition of Cases

Only 20 percent of the 327 complaints filed against MPD officers in 2015 were sustained.



Allegations of Misconduct

| Allegation Type | |
|--------------------------------|------------|
| Abuse of Authority | 27 |
| Assault | 7 |
| Bias/Discrimination | 2 |
| Conduct Unbecoming | 14 |
| Destruction of Property | 0 |
| Excessive Force/Use of Force | 19 |
| Fail to Provide ID | 0 |
| Fail to Take Police Action | 18 |
| Fail to Take Police Report | 13 |
| False/Unlawful Arrest | 8 |
| Falsification of Reports | 2 |
| Harassment | 35 |
| Illegal Search | 4 |
| Improper Use of Police Vehicle | 0 |
| Language Abuse | 15 |
| Misconduct | 3 |
| Mishandling Property | 7 |
| Neglect of Duty | 4 |
| Orders and Directives | 16 |
| Poor or Lack of Police Service | 62 |
| Racial Profiling | 2 |
| Rude and Unprofessional | 56 |
| Rude, Condescending | 0 |
| Sexual Harassment | 0 |
| Sexual Misconduct | 2 |
| Theft | 1 |
| Threats/Intimidation | 4 |
| Unfair Treatment | 0 |
| Unknown | 0 |
| Untruthful Statement | 0 |
| Other | 6 |
| Total | 327 |

Note: For additional Citizen Complaint data, see Appendix C.

BUDGET FY2014-2015

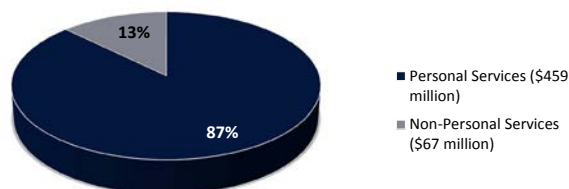
Expenditures

Spending on both personal and non-personal services decreased 34 percent from FY 2014 to FY 2015. The Fiscal Year (FY) begins on October 1 of the previous calendar year.

| Comptroller Source Group (CSG) | FY 2014 Gross Expenditures | FY 2015 Gross Expenditures | Amount Change FY 2014 to FY 2015 | Percentage Change |
|------------------------------------|----------------------------|----------------------------|----------------------------------|-------------------|
| Regular Pay | \$333,534,947.72 | \$330,338,332.13 | (\$3,196,615.59) | -0.96% |
| Regular Pay - Other | \$3,772,986.92 | \$3,892,800.56 | \$119,813.64 | 3.18% |
| Additional Gross Pay | \$31,526,348.85 | \$29,425,143.93 | (\$2,101,204.92) | -6.66% |
| Fringe Benefits | \$52,952,396.93 | \$54,822,006.61 | \$1,869,609.68 | 3.53% |
| Overtime | \$32,172,866.09 | \$40,586,170.32 | \$8,413,304.23 | 26.15% |
| Total Personal Services | \$453,959,546.51 | \$459,064,453.55 | \$5,104,907.04 | 1.12% |
| Supplies | \$3,628,625.61 | \$3,721,586.05 | \$92,960.44 | 2.56% |
| Fixed Costs | \$1,224,273.96 | \$685,680.39 | (\$538,593.57) | -43.99% |
| Contracts | \$63,578,244.65 | \$58,897,952.70 | (\$4,680,291.95) | -7.36% |
| Subsidies and Transfers | \$1,847,475.57 | \$54,900.00 | (\$1,792,575.57) | -97.03% |
| Equipment | \$4,864,001.91 | \$3,206,122.20 | (\$1,657,879.71) | -34.08% |
| Total Non-Personal Services | \$75,142,621.70 | \$66,566,241.34 | (\$8,576,380.36) | -11.41% |
| Total | \$529,102,168.21 | \$525,630,694.89 | (\$1,792,575.57) | -34.08% |

Expenditures, Personal vs. Non-Personal

Eighty-four percent of all MPD spending in FY 2015 was for personal services.



MPD FLEET

MPD Fleet, FY 2011 – FY 2015

The MPD maintains a varied fleet of almost 1,700 vehicles.

| | FY 2011 | FY 2012 | FY 2013 | FY 2014 | FY 2015 |
|---|--------------|--------------|--------------|--------------|--------------|
| Total Marked Cruisers | 773 | 770 | 772 | 799 | 841 |
| Total Unmarked Cruisers | 422 | 434 | 425 | 426 | 418 |
| Total Marked Other* | 173 | 179 | 186 | 184 | 184 |
| Total Unmarked Other** | 38 | 48 | 54 | 50 | 50 |
| Total Scooters (Honda-Harley) | 140 | 141 | 141 | 136 | 140 |
| Total Motorcycles (Harley Davidson FLHTPI) | 54 | 54 | 49 | 49 | 58 |
| Total Boats† | 16 | 17 | 17 | 17 | 17 |
| Miscellaneous‡ | 24 | 24 | 25 | 26 | 24 |
| Total | 1,640 | 1,667 | 1,669 | 1,687 | 1,732 |

Notes:

Data accurate as of 1/11/2016

* Total Marked Other includes marked transport vans, cargo, passenger, SUVs, trucks, wreckers, command bus.

** Total Unmarked Other includes unmarked SUVs, cargo vans, passenger vans, and trucks.

† Boat information provided by SOD Harbor Patrol Unit.

‡ Miscellaneous includes forklifts, generators, traffic machines, trailers, equipment.



APPENDICES INDEX

| | |
|--|-----------|
| Appendix A: CCTV Use in the District | 42 |
| Appendix B: FBI Uniform Crime Reporting Offenses | 46 |
| Appendix C: Bias-Related Crime in the District of Columbia | 50 |
| Appendix D: Littering Enforcement in the District of Columbia | 56 |
| Appendix E: Citizen Complaints | 58 |
| Appendix F: Remembering Our Fallen Heroes | 64 |

APPENDIX A:

CCTV USE IN THE DISTRICT

The Metropolitan Police Department (MPD) has a Closed Circuit Television (CCTV) system to support public safety operations in the nation's capital. As authorized by District of Columbia Municipal Regulations, the CCTV system may be used to help manage public resources during major public events and demonstrations, to coordinate traffic control on an as needed basis, and to combat crime in District neighborhoods.

The primary goal of the CCTV system is to enhance the safety and security of residents, workers, and visitors in the District of Columbia, while vigorously respecting the privacy rights of individuals. CCTV for homeland security provides law enforcement with real-time, visual information during major events such as demonstrations, presidential inaugurations, and the Fourth of July. During periods of heightened alert, the system allows police to monitor public spaces around key installations without having to assign a large number of uniformed officers to the task. The CCTV system helps the MPD to deploy resources more efficiently and to respond to incidents more quickly and effectively, while continuing to maintain essential neighborhood patrols.

The MPD continues to utilize the neighborhood based cameras, which can be deployed according to crime needs and neighborhood concerns, as well as the permanent cameras. Both the neighborhood based and permanent cameras have prominent signage and their locations are listed on the Department's website. MPD also employs five trailer-mounted, portable CCTV systems that are rapidly deployed for special events and for use in emerging high crime areas not currently covered by the existing neighborhood based or permanent cameras.

In 2015, MPD was tasked with providing CCTV video footage from all police district cellblocks in every DUI/DWI arrest case. This has led to a dramatic increase in the number of video requests handled on a daily basis. The requirement to provide this cellblock footage has come from the potential evidence of intoxication that may be contained in the footage. The MPD handled 583 requests for DUI/DWI evidence in 2015.

The MPD has various community partnerships involving sharing camera feeds with public and private entities. In October 2014, the MPD and Kastle Systems started a new citywide initiative, Capital Shield. It is a public/private video partnership between the MPD, Kastle Systems and local businesses. This partnership allows participants to enroll their current security systems or get recommendations on new video systems. The participant will own and have access to video in the new camera systems. The MPD will also have access during critical incidents. Kastle Systems has deployed at 25 locations with a total of 116 cameras. Kastle is now in the process of installing an additional 189 cameras at 33 more locations. They will also continue to donate cameras to local businesses in exchange for participating in the program. The MPD also partners with homeowners and businesses to register their existing cameras and encourages the posting of conspicuous signs that make everyone aware of their presence. The presence of cameras alone can help prevent crime. Both of these programs can supply evidence to detectives that they otherwise would not be aware of simply by residents and business in DC signing up and sharing video feeds with the MPD. Participation in both of these programs is entirely voluntary and cost nothing.

Neighborhood based cameras are in all seven police districts, the permanent cameras include public spaces around the National Mall, the US Capitol, the White House, Union Station, and other critical installations, as well as major arteries and highways that pass through the District of Columbia.

While many criminals take note of the cameras' publicized locations and rarely commit crimes in full view of the Department's CCTV, the system has provided assistance in gathering information for investigations by showing the paths and directions that both suspects and witnesses have taken following incidents. Footage from CCTVs can be used to confirm or refute a suspect's location at the time of an incident.



APPENDIX A:

CCTV USE IN THE DISTRICT

The MPD participates in a working group with other city agencies to discuss best practices and methods for sharing footage gathered from Closed Circuit Television (CCTV) to benefit the entire District of Columbia. In 2015, the Department processed 2,811 internal requests for video footage. This is an increase of 51%, and is largely due to processing district station cellblock footage for all DUI/DWI arrest cases.

JOCC/CCTV Activations

The following is a list of activations of the Department's Joint Operations Command Center (JOCC) during calendar year 2014. During JOCC activations, the Closed Circuit Television (CCTV) system is also activated.

- | | |
|---|--|
| • State of the Union..... January 20 | • Navy Yard Active Shooter July 2 |
| • CSS Event Armory/Zoo.....April 6 | • Independence Day 2015 July 4 |
| • IMF/World Bank/ Earth Day Concert/Nationals Game April 18-20 | • AHOD..... August 28-30 |
| • Baltimore ProtestApril 28-May 4 | • Papal VisitSeptember 22-24 |
| • Police Week Candlelight Vigil May 13 | • Justice or Else Million Man March.....October 9-10 |
| • World Police and Fire Games June 26 | • HalloweenOctober 31 |
| | • Christmas Tree Lighting.....December 3 |

Homeland Security (Permanent) Camera Locations

- | | |
|---|---|
| • 800 block of Vermont Avenue, NW | • 1100 block of Pennsylvania Avenue, NW (2 cameras) |
| • Pennsylvania Avenue & 15th Street, NW (2 cameras) | • 200 block of Constitution Avenue, NW |
| • 19th Street & Dupont Circle, NW | • 500 block of North Capitol Street, NW |
| • 5900 MacArthur Blvd NW | • 1000 block of Jefferson Drive, SW |
| • 20th Street & G Street, NW | • 300 block of Independence Avenue, SW |
| • 5400 Norton Street, NW | • 400 block of L'Enfant Plaza, SW |
| • 18th Street & H Street, NW | • First Street & S Street, SW |
| • 19th Street & H Street, NW | • Half Street & S Street, SW |
| • 20th Street & H Street, NW | • South Capitol & Potomac Avenue, SE |
| • 18th Street & G Street, NW | • 1300 block of Wisconsin Avenue, NW |
| • 19th Street & G Street, NW | • 3600 block of M Street, NW |
| • Kenilworth Avenue & Foote Street, NE | • Wisconsin Avenue & M Street, NW |
| • Benning Road & Anacostia Avenue, NE | • 1000 block of Vermont Avenue, NW |
| • 660 Anacostia Avenue, NE | • 700 block of 18th Street, NW |
| • 1000 block of 19th Street, North (Rosslyn, VA) | • 700 block of 19th Street, NW |

APPENDIX A:

CCTV USE IN THE DISTRICT

Neighborhood Crime Camera Locations

| Site | District |
|--|----------|
| 10th & F Streets, NW | 1 |
| 10th & H Streets, NW | 1 |
| 12th & G Streets, NW | 1 |
| 2nd & E Streets, NW | 1 |
| 6th & F Streets, NW | 1 |
| 6th & G Streets, NW | 1 |
| 7th & G Streets, NW | 1 |
| 7th & F Streets, NW | 1 |
| 7th & H Streets, NW | 1 |
| 5th & K Streets, NW | 1 |
| North Capitol Street & K Street, NW | 1 |
| 100 block of M St., NW (by First Pl, NW) .. | 1 |
| 6th & L Streets, NE | 1 |
| 8th & H Streets, NE | 1 |
| 1500 block of 1st Street, SW (by P St, SW) 1 | |
| 200 block of K Street, SW | 1 |
| 15th & Benning Road, NE | 1 |
| K Street & Potomac Avenue, SE | 1 |
| 15th & East Capitol Streets, SE | 1 |
| 3273 M Street, NW | 2 |
| 1267 Wisconsin Avenue, NW | 2 |
| 3249 M Street, NW | 2 |
| 3219 M Street, NW | 2 |
| 3131 M Street, NW | 2 |
| 3109 M Street, NW | 2 |
| 3067 M Street, NW | 2 |

| Site | District |
|---|----------|
| 33rd & M Streets, NW | 2 |
| 3039 M Street, NW | 2 |
| 1237 Wisconsin Avenue, NW | 2 |
| Wisconsin Avenue & P Street, NW | 2 |
| 1400 block of R Street, NW | 3 |
| Sherman Avenue & Harvard Street, NW | 3 |
| 14th Street & Columbia Road, NW | 3 |
| 1300 block Columbia Road, NW (in alley) . | 3 |
| Georgia Avenue & Morton Street, NW | 3 |
| 18th Street & Columbia Road, NW | 3 |
| Kalorama Road & Champlain Street NW ... | 3 |
| 17th & Euclid Streets, NW | 3 |
| 14th & Girard Streets, NW | 3 |
| 9th & T Streets, NW | 3 |
| 14th & W Streets, NW | 3 |
| 11th & M Streets, NW | 3 |
| 5th & N Streets, NW | 3 |
| 5th & O Streets, NW | 3 |
| 7th & O Streets, NW | 3 |
| 5th & Kennedy Streets, NW | 4 |
| 7th & Kennedy Streets, NW | 4 |
| Colorado Avenue & Kennedy Street, NW .. | 4 |
| 1st & Kennedy Streets, NW | 4 |
| 3700 block of Georgia Avenue, NW | 4 |
| 4th & Shepherd Streets, NW | 4 |
| Georgia Avenue & Allison Street, NW | 4 |

APPENDIX A: CCTV USE IN THE DISTRICT

| Site | District |
|---|----------|
| 14th and Oak Streets, NW | 4 |
| 14th & Quincy Streets, NW | 4 |
| 14th Street & Parkwood Place, NW | 4 |
| Trinidad & Simms Place, NE | 5 |
| 10th & Otis Streets, NE..... | 5 |
| 4th & Bryant Streets, NE | 5 |
| 4th & W Streets, NE | 5 |
| 1700 block of Lincoln Road, NE..... | 5 |
| 18th Place & M Street, NE | 5 |
| North Capitol & New York Avenue, NW | 5 |
| 19th & I Streets, NE..... | 5 |
| 3700 block of 12th Street, NE (by Perry St) | 5 |
| 14th Street & Saratoga Avenue, NE..... | 5 |
| Montello Avenue & Mt Olivet Road, NE..... | 5 |
| Montello Avenue & Queen Street, NE..... | 5 |
| Trinidad Avenue & Meigs Place, NE | 5 |
| West Virginia Ave. & Mt Olivet Road, NE.. | 5 |
| 16th & Levis Streets, NE | 5 |
| Holbrook Street & Neal Street, NE | 5 |
| Montello Avenue & Morse Street, NE | 5 |
| Staples & Oates Streets, NE | 5 |
| 1200 block of Meigs Place, NE | 5 |
| 400 block 16th Street, NE..... | 5 |
| 18th & D Streets, NE | 5 |
| 19th & Rosedale Streets, NE..... | 5 |
| 21st Street & Maryland Avenue, NE | 5 |

| Site | District |
|---|----------|
| 1800 block of Benning Road, NE | 5 |
| 4400 block of Quarles Street, NE..... | 6 |
| 1500 block of Kenilworth Avenue, NE..... | 6 |
| 300 block of 50th Street, NE | 6 |
| 3800 block of Minnesota Avenue, NE..... | 6 |
| East Capitol Street & Benning Road, SE..... | 6 |
| 4700 block of Alabama Avenue, SE | 6 |
| 5000 block of Benning Road, SE..... | 6 |
| 5000 block of Call Place, SE | 6 |
| 5100 block of Fitch Street, SE | 6 |
| 4400 block of F Street, SE | 6 |
| 14th Street & Good Hope Road, SE | 6 |
| 5300 b/o Dix St, NE (in cut behind housing) | 6 |
| 5300 b/o Clay Terr, NE (in the horseshoe).. | 6 |
| 18th & T Streets, SE..... | 7 |
| 16th & W Streets, SE | 7 |
| 2300 block of Pitts Place, SE | 7 |
| Ainger & Langston Places, SE..... | 7 |
| 2600 block of Birney Place, SE..... | 7 |
| 2500 block of Pomeroy Road, SE..... | 7 |
| Elvans & Stanton Roads, SE | 7 |
| 1138 Stevens Road, SE..... | 7 |
| 13th Place & Congress Street, SE..... | 7 |
| MLK Jr & Malcolm X Avenues, SE..... | 7 |
| Wheeler Road & Bellevue Street, SE..... | 7 |

APPENDIX B:

FBI UNIFORM CRIME REPORTING OFFENSES

Like most other jurisdictions, the Metropolitan Police Department (MPD) reports crime two different ways. Primarily, the Department reports crimes that are defined in the District of Columbia Criminal Code. This is according to local law and is how officers classify offenses and makes arrests. The MPD also generates crime data using uniformly established guidelines that were developed by the Federal Bureau of Investigation as the **Uniform Crime Reporting System**, or **UCR**.

The MPD relies on the DC Code Index Offense information for daily operational and deployment decisions. Residents access this same information to make informed decisions. The MPD has included DC Code Index Offenses in this Annual Report in order to provide an accurate picture of crime trends as they are actually happening in the District of Columbia and because that is how crime is reported to the MPD by residents (see page 15). It is also how crime information is shared with the residents of the District of Columbia.

UCR Crime information has been included here so that residents have access to that standardized crime data. To compare crime trends to other jurisdictions using UCR data, please visit the FBI website.

FBI UCR PART I CRIME DEFINITIONS

The UCR provides a consistent measure of serious crime that can be compared across time periods or regions.

Murder: The willful non-negligent killing of a person.

Forcible Rape: Penetration, no matter how slight, of the vagina or anus with any body part or object, or oral penetration by a sex organ of another person, without the consent of the victim

Robbery: The taking or attempting to take anything of value from the care, custody, or control of a person or persons by force or threat of force or violence and/or by putting the victim in fear.

Aggravated Assault: An unlawful attack by one person upon another for the purpose of inflicting severe or aggravated bodily injury. This type of assault is usually accompanied by the use of a weapon or by means likely to produce death or great bodily harm.

Burglary: The unlawful entry of a structure to commit a felony or theft.

Larceny/Theft: The unlawful taking, carrying, leading or riding away of property from the possession or constructive possession of another.

Motor Vehicle Theft: The theft or attempted theft of a motor vehicle. "Motor vehicle" includes automobiles, trucks and buses, and other self-propelled vehicles that run on land surfaces and not rails.

Arson: Any willful or malicious burning or attempt to burn, with or without intent to defraud, a dwelling house, public building, motor vehicle or aircraft, personal property of another, etc.

APPENDIX B:

FBI UCR CITYWIDE CRIME TRENDS

UCR Part I Crime Rates

The District's UCR crime rate decreased by almost six percent since 2014.

| | 2006 | | 2007 | | 2008 | | 2009 | | 2010 | |
|----------------------|---------|-------|---------|-------|---------|-------|---------|-------|---------|-------|
| Estimated Population | 581,530 | | 588,292 | | 591,833 | | 599,657 | | 601,723 | |
| | Total | Rate | Total | Rate | Total | Rate | Total | Rate | Total | Rate |
| Criminal Homicide | 169 | 29 | 181 | 31 | 186 | 31 | 144 | 24 | 132 | 22 |
| Rape | 182 | 31 | 192 | 33 | 186 | 31 | 150 | 25 | 184 | 31 |
| Robbery | 3,604 | 620 | 3,985 | 677 | 4,154 | 702 | 3,998 | 667 | 3,914 | 650 |
| Aggravated Assault | 4,453 | 766 | 3,566 | 606 | 3,609 | 610 | 3,295 | 549 | 3,238 | 538 |
| Violent Crimes | 8,408 | 1,449 | 7,924 | 1,347 | 8,135 | 1,375 | 7,587 | 1,265 | 7,468 | 1,241 |
| Burglary | 3,826 | 658 | 3,920 | 666 | 3,781 | 639 | 3,696 | 616 | 4,224 | 702 |
| Larceny/Theft | 15,132 | 2,602 | 16,476 | 2,801 | 18,787 | 3,174 | 18,012 | 3,004 | 18,050 | 3,000 |
| Motor Vehicle Theft | 7,057 | 1,214 | 7,323 | 1,245 | 6,191 | 1,046 | 5,299 | 884 | 4,864 | 808 |
| Arson | 34 | 6 | 63 | 11 | 51 | 9 | 55 | 9 | 49 | 8 |
| Property Crimes | 26,049 | 4,479 | 27,782 | 4,722 | 28,810 | 4,868 | 27,062 | 4,513 | 27,187 | 4,518 |
| Total | 34,457 | 5,925 | 35,706 | 6,062 | 36,945 | 6,242 | 34,649 | 5,778 | 34,655 | 5,759 |

| | 2011 | | 2012 | | 2013 | | 2014 | | 2015 | |
|----------------------|---------|-------|---------|-------|---------|-------|---------|-------|---------|-------|
| Estimated Population | 617,996 | | 632,323 | | 646,449 | | 658,853 | | 672,228 | |
| | Total | Rate | Total | Rate | Total | Rate | Total | Rate | Total | Rate |
| Criminal Homicide | 108 | 17 | 88 | 14 | 104 | 16 | 105 | 16 | 162 | 24 |
| Rape | 172 | 28 | 236 | 37 | 393 | 61 | 470 | 71 | 494 | 73 |
| Robbery | 3,756 | 608 | 3,725 | 589 | 3,661 | 566 | 3,232 | 491 | 3,404 | 506 |
| Aggravated Assault | 2,949 | 477 | 3,399 | 538 | 3,725 | 576 | 4,004 | 608 | 4,024 | 599 |
| Violent Crimes | 6985 | 1,130 | 7448 | 1,178 | 7,883 | 1,219 | 7,811 | 1,186 | 8,084 | 1,203 |
| Burglary | 3,849 | 623 | 3,519 | 557 | 3,315 | 513 | 3,463 | 526 | 2,971 | 442 |
| Larceny/Theft | 20,124 | 3256 | 22,196 | 3,510 | 22,987 | 3,556 | 25,881 | 3,928 | 24,194 | 3,599 |
| Motor Vehicle Theft | 4,339 | 702 | 3,549 | 561 | 3,147 | 487 | 3,683 | 559 | 3,194 | 475 |
| Arson | 61 | 10 | 50 | 8 | - | - | - | - | - | - |
| Property Crimes | 28,373 | 4,591 | 29,314 | 4,636 | 29,449 | 4,556 | 33,027 | 5,013 | 30,359 | 4,516 |
| Total | 35,358 | 5,721 | 36,762 | 5,814 | 37,332 | 5,775 | 40,838 | 6,198 | 38,443 | 5,719 |

Note: Arson UCR cases are no longer reported by the MPD.

APPENDIX B:

FBI UCR VIOLENT CRIMES

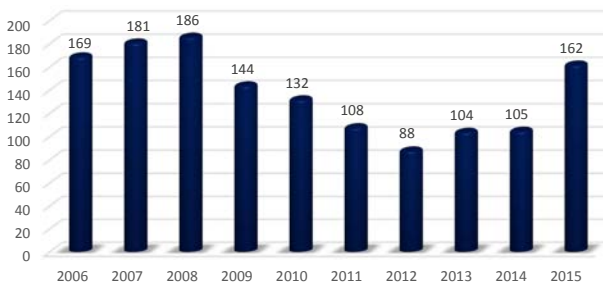
UCR Part I Crime

Overall UCR crime decreased six percent since last year.

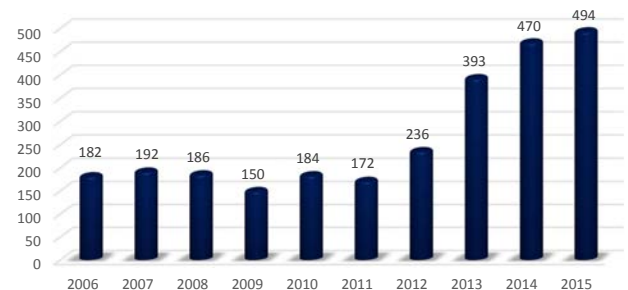
| | 2011 | 2012 | 2013 | 2014 | 2015 |
|----------------------------|---------------|---------------|---------------|---------------|---------------|
| Criminal Homicide | 108 | 88 | 104 | 105 | 162 |
| Rape | 172 | 236 | 393 | 470 | 494 |
| Robbery | 3,756 | 3,725 | 3,661 | 3,232 | 3,404 |
| Aggravated Assault | 2,949 | 3,399 | 3,725 | 4,004 | 4,024 |
| Burglary | 3,849 | 3,519 | 3,315 | 3,463 | 2,971 |
| Larceny/Theft | 20,124 | 22,196 | 22,987 | 25,881 | 24,194 |
| Motor Vehicle Theft | 4,339 | 3,549 | 3,147 | 3,683 | 3,194 |
| Arson | 61 | 50 | | | |
| Total | 35,358 | 36,762 | 37,332 | 40,838 | 38,443 |
| % Change | | 4.0% | 1.6% | 9.4% | -5.9% |

*Arson UCR cases are no longer reported by the MPD.

Murder



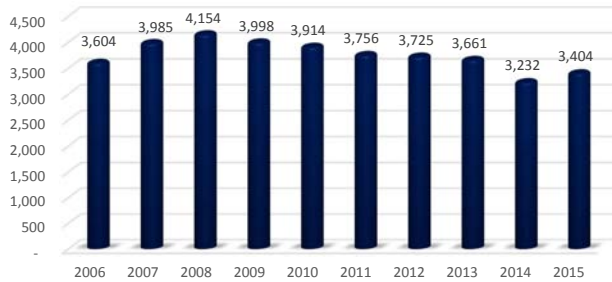
Forcible Rape



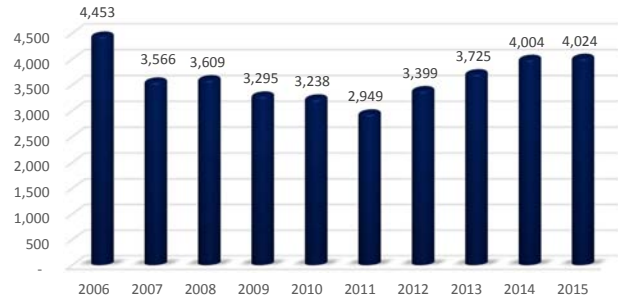
APPENDIX B:

FBI UCR PROPERTY CRIMES

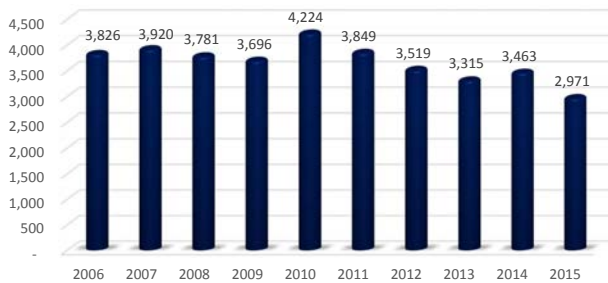
Robbery



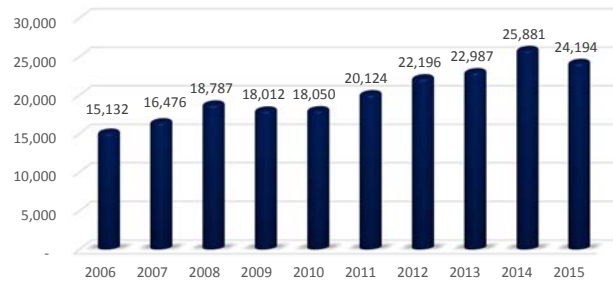
Aggravated Assault



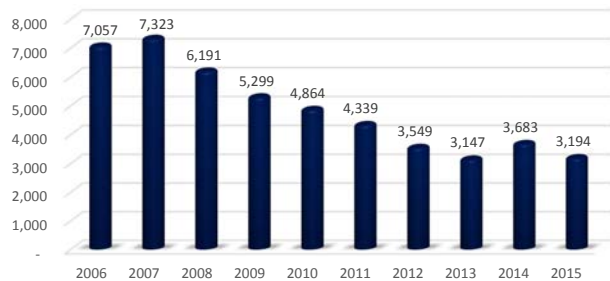
Burglary



Larceny/Theft



Motor Vehicle Theft



APPENDIX C:

BIAS-RELATED CRIME IN THE DISTRICT OF COLUMBIA

The government of the District of Columbia and the Metropolitan Police Department (MPD) are committed to working with the community to address and reduce hate crimes and perceptions of bias in our city. All individuals – whether they are people in targeted communities or those who might commit a hate crime – should know that intolerance and hate crimes have no place in our vibrant city. While the District strives to reduce crime for all residents of and visitors to the city, hate crimes can make a particular community feel vulnerable and more fearful. In order to combat hate crimes, everyone must work together not just to address allegations of hate crimes, but also to proactively educate the public about hate crimes. The following report highlights recent trends in hate or bias-related crimes, and efforts in the District to address them.

Highlights

A cornerstone of Chief Lanier's policing philoso-

phy is that in order to combat crime, the police must have a strong and trusting relationship with the community. The Department's commitment to this principle is as important to addressing hate crimes as it is to reducing homicides. With this in mind, it is important to highlight the work MPD does to build trust with communities that are often victimized by bias-related crimes, even though the connection to hate crimes may not be obvious.

In 2015, the Department continued its work with the Hate Crimes Assessment Task Force (HCATF). At the request of Chief Lanier, the Anti-Defamation League (ADL) formed the HCATF in 2012 to assess the Metropolitan Police Department's outreach efforts and partnerships with various communities in the city and its investigation and reporting of hate crimes. Task force members include the ADL, Human Rights Campaign, National Center for Transgender Equality, the Leadership Conference for Civil and Human Rights,

Types of Bias

| Type of Bias | 2011 | 2012 | 2013 | 2014 | 2015 |
|------------------------------|------|------|------|------|------|
| Ethnicity/National Origin | 7 | 5 | 3 | 3 | 3 |
| Race | 28 | 13 | 18 | 13 | 19 |
| Religion | 2 | 6 | 6 | 8 | 5 |
| Sexual Orientation | 43 | 46 | 31 | 28 | 27 |
| Gender Identity / Expression | 11 | 9 | 12 | 15 | 10 |
| Disability | 0 | 1 | 0 | 1 | 0 |
| Political Affiliation | 0 | 1 | 0 | 1 | 2 |
| Homelessness | 1 | 0 | 0 | 2 | 0 |
| Total | 92 | 81 | 70 | 71 | 66 |

APPENDIX C:

BIAS-RELATED CRIME IN THE DISTRICT OF COLUMBIA

and two of the nation's leading academic experts on the causes and impact of hate violence, Professor Jack McDevitt of Northeastern University and Professor Jim Nolan of West Virginia University. The task force conducted an impartial review of MPD's programs, comparing them with programs in other departments in the nation, and identifying any areas that might be strengthened. Not only did the task force review policies and curriculum; it conducted interviews with members of the MPD and lesbian, gay, bisexual, and transgender (LGBT) community advocates and hosted four community meetings.

The HCATF's report, which is available on the MPD website (www.mpdc.dc.gov/MPD_Response_HCATF_Report) was issued in February 2014. Chief Lanier requested this assessment to improve the Department's response to hate crimes and to strengthen MPD's relationship with the LGBT community. It is the Department's hope

that our response to the HCATF Report and commitment to implement its recommendations will establish the basis for a new level of partnership with the LGBT community based on our shared vision and values.

After the release of the report, MPD immediately began meeting with community partners on plans to implement the recommendations. The Department worked throughout 2014 to develop training for all of its members on bias-related crimes, LGBT cultural competency, and public safety issues of importance to the LGBT community. The 2015 training, which is among the most comprehensive of any police department in the nation, included two parts: an online module highlighting Department policies and a 4-hour class guided by an experienced full-time or affiliate officer of MPD's Gay and Lesbian Liaison Unit. The class time focused on interactive discussions, videos of community members discussing their experi-

Types of Crime

| Type of Offense | 2011 | 2012 | 2013 | 2014 | 2015 |
|----------------------------------|-----------|-----------|-----------|-----------|-----------|
| Aggravated Assault | 25 | 10 | 12 | 10 | 11 |
| Arson | 0 | 0 | 0 | 0 | 1 |
| Burglary | 0 | 0 | 0 | 0 | 0 |
| Defacing/Destruction of Property | 15 | 9 | 8 | 13 | 8 |
| Homicide | 0 | 0 | 0 | 0 | 0 |
| Kidnapping | 0 | 0 | 0 | 0 | 0 |
| Larceny/Theft | 0 | 0 | 0 | 0 | 1 |
| Other Misdemeanors | 0 | 0 | 0 | 1 | 1 |
| Rape | 7 | 15 | 7 | 3 | 8 |
| Robbery | 39 | 33 | 31 | 31 | 22 |
| Simple Assault | 0 | 14 | 0 | 0 | 0 |
| Stalking | 6 | 0 | 12 | 13 | 14 |
| Threats | 92 | 81 | 70 | 71 | 66 |
| Total | 68 | 92 | 81 | 70 | 71 |

For consistency with FBI reporting, the offense types are provided according to FBI offense categories.

APPENDIX C:

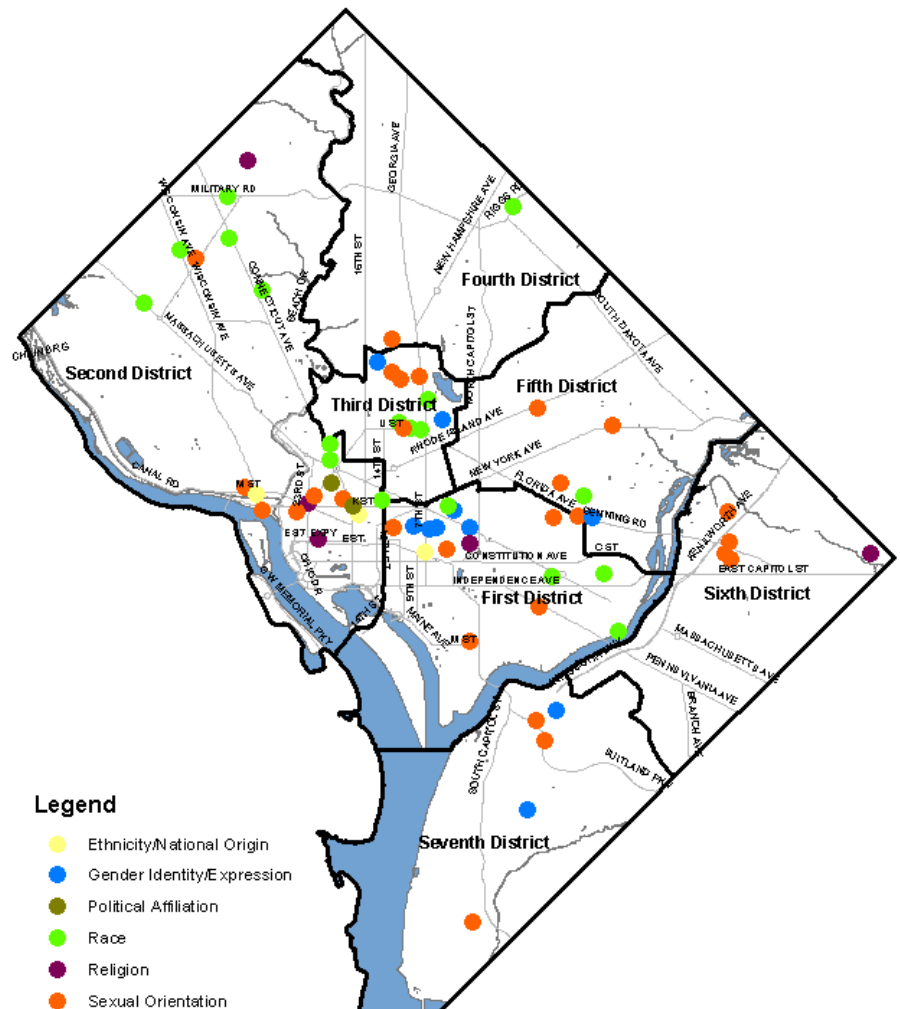
BIAS-RELATED CRIME IN THE DISTRICT OF COLUMBIA

ences with police, and scenarios designed to present officers with situations they may encounter on patrol. The major course topics included; LGBT Cultural Competency; Handling Interactions with Transgender Individuals; Domestic Violence in LGBT Relationships; and Bias-Motivated Crimes.

Bias-Related Crimes Law

It is important for the community to know what is — and is not — a hate crime. First and foremost, the incident must be a crime. Although that may seem obvious, we must be clear that most speech is not a hate crime, regardless of how offensive it may be. Moreover, a hate crime is not really a specific crime; rather it is a designation that makes available to the court an enhanced penalty if a crime demonstrates the offender's prejudice or bias based on the actual or perceived traits of the victim. In short, a hate crime is not a crime, but rather a possible motive for a crime. Needless to say, it can be difficult to establish a motive for a crime, and even more difficult for prosecutors to prove it in court beyond a reasonable doubt. Therefore the classification as a bias-related crime is subject to change as an investigation proceeds — even as prosecutors continue an investigation.

Hate Crimes Locations, by Type of Bias



APPENDIX C:

BIAS-RELATED CRIME IN THE DISTRICT OF COLUMBIA

Under the Bias-Related Crime Act of 1989 (D.C. Official Code § 22-3700 et. seq.), to qualify as a hate or bias-related crime in the District of Columbia, an incident must meet the standards for both a “designated act” and a “bias-related crime:”

“Designated act,” meaning a criminal act, including arson, assault, burglary, injury to property, kidnapping, manslaughter, murder, rape, robbery, theft, or unlawful entry, and attempting, aiding, abetting, advising, inciting, conniving, or conspiring to commit arson, assault, burglary, injury to property, kidnapping, manslaughter, murder, rape, robbery, theft, or unlawful entry. D.C. Official Code § 22-3701.

“Bias-related crime,” meaning a designated act that demonstrates an accused’s prejudice based on the actual or perceived race, color, religion, national origin, sex, age, marital status, personal appearance, sexual orientation, gender identity or expression, family responsibility, homelessness, physical disability, matriculation, or political affiliation of a victim of the subject designated act.

In order to successfully prosecute a hate crime, the government must establish beyond a reasonable doubt both that the defendant committed the crime and that he or she was motivated by prejudice because of an actual or perceived difference. It is not sufficient to merely prove that the defendant belonged to a different group than the victim; the criminal act had to have been motivated by

Location

| District | First | | | Second | | | Third | | | Fourth | | | Fifth | | | Sixth | | | Seventh | | | Total | | | |
|---------------------------------|-------|------|------|--------|------|------|-------|------|------|--------|------|------|-------|------|------|-------|------|------|---------|------|------|-------|------|------|---|
| Type of Bias | 2013 | 2014 | 2015 | 2013 | 2014 | 2015 | 2013 | 2014 | 2015 | 2013 | 2014 | 2015 | 2013 | 2014 | 2015 | 2013 | 2014 | 2015 | 2013 | 2014 | 2015 | 2013 | 2014 | 2015 | |
| Ethnicity/ National Origin | 0 | 0 | 1 | 1 | 1 | 2 | 0 | 1 | 0 | 0 | 0 | 0 | 0 | 1 | 0 | 2 | 0 | 0 | 0 | 0 | 0 | 0 | 3 | 3 | 3 |
| Race | 5 | 1 | 5 | 0 | 3 | 8 | 6 | 4 | 4 | 1 | 3 | 1 | 3 | 1 | 1 | 1 | 1 | 0 | 2 | 0 | 0 | 18 | 13 | 19 | |
| Religion | 0 | 1 | 2 | 5 | 6 | 3 | 0 | 0 | 0 | 1 | 1 | 0 | 0 | 0 | 0 | 0 | 0 | 0 | 0 | 0 | 0 | 6 | 8 | 5 | |
| Sexual Orientation | 2 | 3 | 5 | 0 | 5 | 6 | 13 | 2 | 4 | 0 | 7 | 1 | 3 | 4 | 4 | 4 | 2 | 4 | 9 | 5 | 3 | 31 | 28 | 27 | |
| Gender Identity / Expression | 3 | 1 | 5 | 0 | 0 | 0 | 4 | 1 | 2 | 1 | 3 | 0 | 0 | 4 | 1 | 3 | 3 | 0 | 1 | 3 | 2 | 12 | 15 | 10 | |
| Disability | 0 | 0 | 0 | 0 | 0 | 0 | 0 | 0 | 0 | 0 | 1 | 0 | 0 | 0 | 0 | 0 | 0 | 0 | 0 | 0 | 0 | 0 | 1 | 0 | |
| Political Affiliation | 0 | 1 | 0 | 0 | 0 | 2 | 0 | 0 | 0 | 0 | 0 | 0 | 0 | 0 | 0 | 0 | 0 | 0 | 0 | 0 | 0 | 0 | 1 | 2 | |
| Homelessness | 0 | 0 | 0 | 0 | 2 | 0 | 0 | 0 | 0 | 0 | 0 | 0 | 0 | 0 | 0 | 0 | 0 | 0 | 0 | 0 | 0 | 0 | 2 | 0 | |
| Total | 10 | 7 | 18 | 6 | 17 | 21 | 23 | 8 | 10 | 3 | 15 | 2 | 6 | 10 | 6 | 10 | 6 | 4 | 12 | 8 | 5 | 70 | 71 | 66 | |

The figures reported comply with DC Official Code § 22-3700. Because the DC statute differs from the FBI Uniform Crime Reporting definitions, and includes categories not included in the FBI definitions, these figures may be higher than those reported to the FBI. All figures are subject to change if new information is revealed during the course of an investigation or prosecution.

APPENDIX C:

BIAS-RELATED CRIME IN THE DISTRICT OF COLUMBIA

the prejudice. If a person is found guilty of a hate crime, the court may fine the offender up to 1½ times the maximum fine and imprison him or her for up to 1½ times the maximum term authorized for the underlying crime. D.C. Official Code § 22-3703.

Addressing Bias-Related Crime

The District of Columbia is a leader in the area of preventing and combating bias-related crimes and has been recognized for its efforts. The Metropolitan Police Department (MPD) works proactively to ensure that bias-related crimes are reported and investigated in a consistent manner through a systematic and open process. The Department's strategy to address bias-related crime includes specialized community policing, enhanced training, and strong data reporting.

The Department's Special Liaison Units—the Asian Liaison Unit, Deaf and Hard of Hearing Unit, Gay and Lesbian Liaison Unit, and the Latino Liaison Unit—work closely with historically underserved communities, serving as a model for community policing. In November 2009, MPD launched an expansion of the liaison units to include trained “affiliate officers” working on patrol in each district. Affiliate officers have volunteered to receive specialized training on diverse communities, their particular issues, and how to best serve them.

The affiliates continue to work in their home district, but receive coordinated support, information, and trainings through the Liaison Units. For instance, in addition to receiving at least one week of specialized training, one to two affiliate members are detailed at a time to their selected focus unit for a one-month immersion detail. More than

two-thirds of the affiliate members have completed this detail. This expansion enables MPD to:

- Enhance response to these communities throughout the city, 24 hours a day, seven days a week.
- Provide consistent information to these communities, while ensuring that information about their needs is integrated into services in each police district.
- Reinforce the messages of progressive training, policies, and procedures throughout the Department.

A primary role of the Liaison Units is outreach to the represented communities. These communities have historically been underserved by law enforcement in major metropolitan areas, but that is not the case here in the District, where the Liaison Units and affiliate officers serve as a bridge to these members of our larger community whose diversity contributes to the vibrancy of our city. The Special Liaison Division hosts and participates in meetings and presentations, and provides the community with public safety materials and information that will help promote a better understanding of interacting with MPD members in criminal and casual contact situations.

We strive to improve the reporting of crimes and bias crimes by providing outreach and educational sessions to the community on the importance of reporting crime. For example, members of the Liaison Units meet monthly with LGBT community advocates, speak regularly on Latino radio, and host presentations to and discussions with students about tolerance and safety. In addition to community-building and education efforts, the Division serves as a communication conduit between

BIAS-RELATED CRIME IN THE DISTRICT OF COLUMBIA

the police and the community every day. The SLD established an email group to provide an effective tool for direct and timely communication between police and all participating members of the SLD community. The Department posts information to the email group about crimes affecting the community.

Bias-Related Crimes Data

Reports of bias-related crimes as defined under District law decreased in 2015, from 71 crimes to 66. Most notably, simple assaults decreased from 31 to 22 crimes and destruction of or defacing property decreased from 13 to eight crimes. Similar to 2014, approximately nine out of every 10 hate crimes was a crime against a person. Simple assaults remained the most common type of hate crimes (33%), followed by threats (21%) and aggravated assault (17%). Robberies and defacing or destruction of property each accounted for 12 percent. Bias related to sexual orientation has remained the most frequent type of bias for hate crimes in the District, accounting for 41 percent of all hate crimes in 2015. Together, more than half of bias-related crimes were based on sexual orientation or gender identity/expression.

In 2015, the Second District accounted for the highest percentage of hate crimes (32%) followed by the First District (27%). Hate crimes in 2015 were mostly concentrated in the areas around Downtown/Farragut, Chinatown/Mount Vernon Triangle, U Street Corridor, and Columbia Heights.

APPENDIX D:

LITTERING ENFORCEMENT IN DC

In December 2008, the Council of the District of Columbia passed the Anti-Littering Amendment Act of 2008. The legislation provided new tools to support the enforcement of littering. Police officers, with round-the-clock presence on the streets of the District, can be an important part of the routine enforcement necessary to keep our city clean by deterring people from littering. In addition, in January 2011 the final legislative change that was needed to begin littering enforcement became effective. In order to handle any littering tickets issued to juveniles, the Office of Administrative Hearings (OAH), which adjudicates littering tickets, needed juvenile confidentiality requirements waived for these civil tickets. With this legislation in place, the Metropolitan Police Department (MPD) proceeded with its pilot for littering enforcement.

General Littering

The Anti-Littering Amendment Act of 2008 amended the existing littering statute to establish an affirmative requirement that a person stopped for a non-traffic littering violation provide the officer with his or her accurate name and address for the citation. Without accurate identifying information, the government's ability to hold violators accountable for this civil offense is limited. Violators who do not provide a valid name and address to an officer citing them for a civil non-traffic littering violation can be arrested. The criminal offense of refusing to provide an accurate name and address is adjudicated by the

HELP KEEP DC CLEAN

A clean city is essential to the health and safety of our residents and the economic vitality of our neighborhoods. Everyone shares responsibility for maintaining a clean and green city! The Department of Public Works and the Mayor's Office of the Clean City will continue to lead DC's litter prevention efforts, as keeping the city clean is central to their mission. But, Metropolitan Police Department officers, with their round-the-clock presence on the streets, will also help deter people from littering.

New Littering Enforcement

On September 1, 2014, MPD launched citywide enforcement of the District of Columbia's anti-littering laws, allowing officers to issue \$75 Notices of Violation (NOV) or make an arrest of any pedestrian observed littering. The citywide enforcement comes after warnings were issued during the month of August.

- If an officer sees you dropping garbage, trash, debris, or any other kind of discarded material on public space, in waterways, or on someone else's private property, you may receive a \$75 Notice of Violation for littering.
- If you are issued an NOV for littering, you are required to provide an accurate name and address to the officer. If you refuse or fail to provide an accurate name and address, you can be arrested. Upon conviction, you will be fined an additional \$100 to \$250 by the DC Superior Court.
- Failure to respond to the NOV for littering by either paying the fine or appealing the ticket will result in additional penalties.

Continuing Littering Enforcement

MPD officers will continue to issue \$100 traffic tickets to the driver of any vehicle where an officer observes either the driver or any passenger toss trash of any kind onto someone else's private property or onto any public space, such as streets, alleys, or sidewalks.

Questions

If you have questions, please contact Senior Police Officer Keith DuBeau (Monday – Friday, 8 am – 4 pm, at 202.345.1007 or keith.dubeau@dc.gov).



METROPOLITAN POLICE DEPARTMENT
300 Indiana Avenue, NW | Washington, DC 20001
www.mpd.dc.gov | Twitter @DCPoliceDept



Superior Court of the District of Columbia, with a penalty, upon conviction, of not less than \$100 or more than \$250. The underlying littering violation is adjudicated by OAH. The fine for this littering violation is \$75.

| Disposition | 1D | 2D | 3D | 4D | 5D | 6D | 7D | Citywide |
|----------------------------|----|----|----|----|----|----|----|----------|
| Defaults | 0 | 0 | 2 | 0 | 0 | 17 | 1 | 20 |
| Dismissed | 0 | 0 | 0 | 0 | 0 | 4 | 1 | 5 |
| Total Notices of Violation | 1 | 1 | 3 | 0 | 1 | 33 | 5 | 44 |

*Figures do not add up to the number of tickets issued in the calendar year because tickets or hearings may still be pending.

APPENDIX D: LITTERING ENFORCEMENT IN DC

The Department, in partnership with OAH, developed the form, process, and tracking to be used for civil violations written by MPD and adjudicated by OAH. Because the ticket and adjudication process with OAH was new, enforcement began with a pilot in the Fourth District. The pilot is important so that OAH and MPD can ensure that a member of the MPD is notified and attends every hearing, and that police officers throughout the Department are trained to write tickets that will be supported in adjudication. In order to evaluate the effectiveness of the process and training, a sufficient number of tickets must go through the entire process, with violators either: (1) admitting the violation and mailing in the fine; (2) denying the violation and requesting a hearing in person; or (3) admitting the violation with an explanation and requesting a hearing by mail.

Littering enforcement was implemented in three phases: a pilot launched in the Fourth District on May 1, 2011; Phase 2 of the pilot, launched in the Sixth District on August 1, 2012; and citywide enforcement, launched August 1, 2014. In each phase, warning Notices of Violation (NOV), or tickets, were issued for the first month in any expansion area. The Department distributed informational flyers to the community in English, plus six additional languages: Amharic, Chinese, French, Korean, Spanish, and Vietnamese. In order to issue a ticket, an officer must personally observe the litterer intentionally or carelessly dropping rubbish, waste matter, refuse, garbage, trash, debris, dead animals or other discarded materials of every kind and

description, on public space, in waterways, or on private property not under his or her control.

Littering from a Vehicle

The Act also established a new violation for littering from a vehicle. It provides that “No person shall dispose or cause or allow the disposal of litter from a vehicle upon any public or private property. Litter shall include all rubbish, waste matter, refuse, garbage, trash, debris, dead animals, or other discarded materials of every kind and description.” (DC Municipal Regulations § 18-2221.6). The penalty for the offense is a \$100 fine, with any appeals adjudicated by the Department of Motor Vehicles. Since this violation is enforced and adjudicated similar to other civil traffic violations, it could be and was immediately implemented citywide. The number of tickets issued and dismissed in calendar year 2015 is provided below.

2015 Littering From a Vehicle Tickets

| Unit | Issued | Dismissed |
|--------------|-----------|-----------|
| 1st District | 8 | 0 |
| 2nd District | 1 | 0 |
| 3rd District | 11 | 2 |
| 4th District | 4 | 0 |
| 5th District | 21 | 5 |
| 6th District | 12 | 2 |
| 7th District | 2 | 1 |
| Other MPD | 4 | 1 |
| Total | 63 | 11 |

APPENDIX E:

CITIZEN COMPLAINTS

The Metropolitan Police Department (MPD) is committed to providing professional, high-quality services to all; the MPD does not tolerate officer misconduct or wrongdoing. The MPD encourages individuals who believe they have been subjected to, or witnessed, police misconduct of any type, to report the incident to either the MPD or the DC Office of Police Complaints (OPC).

The Internal Affairs Bureau (IAB) is the internal MPD unit responsible for ensuring that all complaints of officer misconduct are handled properly. IAB investigates complaints filed at anytime alleging any type of misconduct, including misconduct that can be investigated by OPC and anonymous complaints.

What Is the Process Once a Complaint Is Made?

A complaint may be submitted to either the MPD or OPC. Complaints submitted to MPD go through the following review process.

- ▶ **Step 1:** The complaint is filed with the MPD.
- ▶ **Step 2:** The MPD official responsible for investigating the complaint contacts the complainant to let him or her know it is being investigated. If necessary, the official will obtain additional information.
- ▶ **Step 3:** The complaint is investigated; witnesses and the officer against whom the complaint is filed are interviewed. The officer is entitled to know the complainant's name, if it is known, and the nature of the complaint. However, the MPD will not reveal the complainant's name if the complainant requests to remain anonymous.
- ▶ **Step 4:** The Investigation is completed and one of the following conclusions is made:
 - Sustained** – The person's allegation is supported by sufficient evidence to determine that the incident occurred and the actions of the officer were improper.
 - Insufficient Facts** – There are insufficient facts to decide whether the alleged misconduct occurred.
 - Exonerated** – A preponderance of the evidence shows that the alleged conduct did occur but did not violate MPD policies, procedures, or training.
 - Unfounded** – The investigation determined no facts to support that the incident complained of actually occurred.
- ▶ **Step 5:** The complainant is notified of the outcome of the investigation. If the complainant does not agree, he or she may appeal the decision in writing by sending a letter to the Chief of Police at 300 Indiana Ave., NW, Rm. 5080, Washington, DC 20001.

APPENDIX E:

CITIZEN COMPLAINTS

The Two Distinct Processes for Reviewing and Investigating Complaints

DC Office of Police Complaints (OPC):

- Is a District of Columbia Government agency that is independent of the MPD and has its own investigative staff.
- Gives individuals a choice to have police misconduct complaints investigated by an agency other than the MPD.
- Has authority to investigate complaints filed within 45 days of the underlying incident, and that allege harassment; use of unnecessary or excessive force; use of language or conduct that is insulting, demeaning, or humiliating; discriminatory treatment; retaliation for filing a complaint with OPC; or failure to wear required identification or refusal to provide name and badge number when requested to do so by a member of the public.

Metropolitan Police Department (MPD):

- Investigates complaints against its members through the MPD Internal Affairs Bureau (IAB) and chain-of-command officials.
- Investigates complaints filed at anytime alleging any type of misconduct, including misconduct that can be investigated by OPC.
- Investigates anonymous complaints.

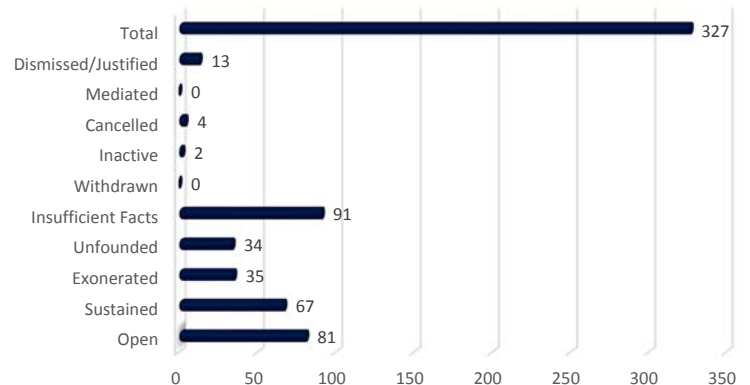
APPENDIX E:

CITIZEN COMPLAINTS

Harassment Allegation

| Harassment Type | Total |
|---------------------------------|-----------|
| Unlawful Search | 2 |
| Illegal Search | 0 |
| Bad Ticket | 5 |
| Unlawful Stop | 4 |
| Unlawful Detention | 1 |
| Landlord Tenant | 1 |
| False Arrest | 5 |
| Demeanor Tone | 3 |
| Discrimination: Sex | 0 |
| Discrimination: Race | 1 |
| Discrimination: National Origin | 0 |
| Abuse of Power | 5 |
| Other | 8 |
| Total | 35 |

Disposition of Cases



Specific Allegations of Force

| Subcategories | Total |
|-----------------------------|-----------|
| Choke Hold | 1 |
| Foot on Back | 0 |
| Forceful Frisk | 1 |
| Handcuffs too Tight | 2 |
| Push or Pull with Impact | 3 |
| Push or Pull without Impact | 5 |
| Strike: Kick | 3 |
| Strike: Punch | 1 |
| Strike: With Object | 2 |
| Strike: While Handcuffed | 0 |
| Other | 19 |
| Total | 37 |

Allegation of Discrimination

| Discrimination Type | Total |
|---------------------|----------|
| Race | 3 |
| Racial Profiling | 4 |
| Sex | 1 |
| Sexual Orientation | 1 |
| Other | 0 |
| Total | 9 |

APPENDIX E: CITIZEN COMPLAINTS

Allegations of Misconduct

| Allegation Type | |
|--------------------------------|------------|
| Abuse of Authority | 27 |
| Assault | 7 |
| Bias/Discrimination | 2 |
| Conduct Unbecoming | 14 |
| Destruction of Property | 0 |
| Excessive Force/Use of Force | 19 |
| Fail to Provide ID | 0 |
| Fail to Take Police Action | 18 |
| Fail to Take Police Report | 13 |
| False/Unlawful Arrest | 8 |
| Falsification of Reports | 2 |
| Harassment | 35 |
| Illegal Search | 4 |
| Improper Use of Police Vehicle | 0 |
| Language Abuse | 15 |
| Misconduct | 3 |
| Mishandling Property | 7 |
| Neglect of Duty | 4 |
| Orders and Directives | 16 |
| Poor or Lack of Police Service | 62 |
| Racial Profiling | 2 |
| Rude and Unprofessional | 56 |
| Rude, Condescending | 0 |
| Sexual Harassment | 0 |
| Sexual Misconduct | 2 |
| Theft | 1 |
| Threats/Intimidation | 4 |
| Unfair Treatment | 0 |
| Unknown | 0 |
| Untruthful Statement | 0 |
| Other | 6 |
| Total | 327 |

Status of Pending Complaints

| Pending Complaints | Total |
|---|-----------|
| Under Investigation by Chain of Command | 45 |
| Under Investigation by IAB | 22 |
| Referred to USAO | 14 |
| Under Investigation by OPC | 0 |
| Total | 81 |

APPENDIX E:

CITIZEN COMPLAINTS: OFFICER INFORMATION

Demographics of Officers who Received Complaints

| Gender | | |
|--------------|-----|------|
| Male | 426 | 79% |
| Female | 109 | 20% |
| Unidentified | 4 | 1% |
| Race | | |
| Black | 261 | 48% |
| White | 152 | 28% |
| Hispanic | 42 | 8% |
| Asian | 15 | 3% |
| Other | 0 | 0% |
| Unidentified | 69 | 13% |
| Total | 539 | 100% |

Age of Officer

| Age | |
|---------|-----|
| 21-25 | 16 |
| 26-30 | 65 |
| 31-35 | 80 |
| 36-40 | 68 |
| 41-45 | 75 |
| 46-50 | 90 |
| 51-55 | 56 |
| 56-60 | 17 |
| 61-65 | 8 |
| Unknown | 64 |
| Total | 539 |

Officer Assignment

| District | |
|------------------|-----|
| First District | 70 |
| Second District | 47 |
| Third District | 61 |
| Fourth District | 68 |
| Fifth District | 108 |
| Sixth District | 64 |
| Seventh District | 59 |
| Other | 57 |
| Unidentified | 5 |
| Total | 539 |

Officer's Years of Service

| Number of Years | |
|------------------|-----|
| Under 3 Years | 69 |
| 3-5 Years | 46 |
| 6-10 Years | 119 |
| 11-15 Years | 84 |
| 16-20 Years | 34 |
| 21-25 Years | 75 |
| 26-30 Years | 41 |
| 50 Years or More | 7 |
| Unknown | 64 |
| Total | 539 |

Failure to Identify

| | |
|--|---|
| Failure to Display Name and Badge | 0 |
| Failure to Provide Name and Badge on Request | 0 |
| Other | 0 |
| Total | 0 |

APPENDIX E: CITIZEN COMPLAINTS: OFFICER INFORMATION

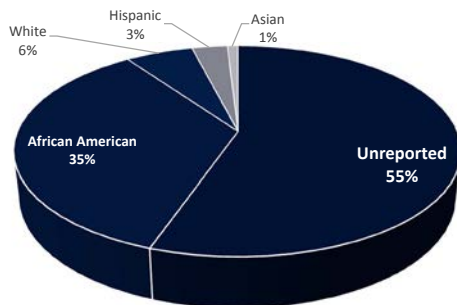
Officers with Multiple Complaints

| | |
|------------------|-----------|
| Two Complaints | 27 |
| Three Complaints | 3 |
| Four Complaints | 1 |
| Five Complaints | 0 |
| Total | 31 |

Complainants who Filed Multiple Complaints

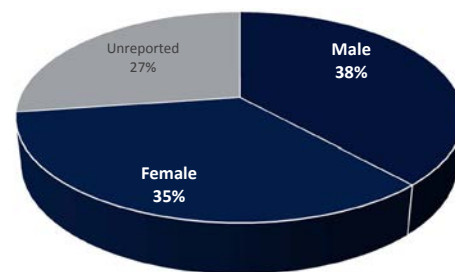
| | |
|------------------|----------|
| Two Complaints | 5 |
| Three Complaints | 0 |
| Four Complaints | 0 |
| Total | 5 |

Complainant's Race



Note: Some cases have multiple complainants.

Complainant's Gender



Note: Some cases have multiple complainants.

APPENDIX F:

REMEMBERING OUR FALLEN HEROES

The Metropolitan Police Department dedicates this report to the outstanding and heroic members who died in the line of duty. Their service and sacrifice are deeply appreciated and forever remembered.

2000-Present

Paul Dittamo October 30, 2010
Wayne C. Pitt April 11, 2007
Gerard W. Burke..... March 23, 2006
James McBride..... August 10, 2005
Joseph Pozell..... May 17, 2005
Clifton Rife II..... June 2, 2004
John S. Ashley..... May 30, 2004

1975-1999

Thomas Hamlette, Jr. July 18, 1998
Robert L. Johnson, Jr. April 27, 1997
Oliver W. Smith..... February 26, 1997
Brian T. Gibson February 5, 1997
Anthony W. Simms May 25, 1996
Scott S. Lewis October 6, 1995
James McGee, Jr. February 7, 1995
Henry J. Daly..... November 22, 1994
Jason E. White December 30, 1993
Ernest C. Ricks May 17, 1989
Robert Remington May 19, 1987
Kevin Welsh..... August 4, 1986
Joseph M. Cournoyer January 29, 1985
Raymond E. Mumford March 11, 1983
Robert K. Best December 15, 1982
Donald G. Luning September 14, 1982
Arthur P. Snyder February 12, 1980
Richard F. Giguere June 6, 1979
Alfred V. Jackson June 6, 1979
Bernis Carr, Jr. February 16, 1978
Bruce W. Wilson April 26, 1977
Michael J. Acri October 16, 1976

1950-1974

Gail A. Cobb September 20, 1974
George D. Jones, Jr. March 24, 1973
Ronnie W. Hassell December 2, 1972
Dana E. Harwood September 25, 1972
Jerry W. Morris December 4, 1971
William L. Sigmon May 25, 1971
Jerrard F. Young May 21, 1971
Glen Fisher March 10, 1971
David H. Rose February 20, 1971
Allan L. Nairn November 30, 1969
Michael J. Cody July 14, 1969
David C. Hawfield July 14, 1969
Willie C. Ivery November 15, 1968
Stephen A. Williams July 2, 1968
Eugene I. Williams February 27, 1968
Lawrence L. Dorsey February 2, 1968
Gilbert M. Silvia November 25, 1967
Russell W. Ponton May 2, 1967
Marvin L. Stocker March 23, 1966
Marcus P. Willis December 27, 1965
Martin I. Donovan July 9, 1964
Robert D. Handwerk January 24, 1964
David C. Higginbotham December 7, 1963
Elmer L. Hunter March 20, 1963
James Roche..... June 30, 1962
Terrell M. Dodson April 17, 1960
Donald J. Brereton January 7, 1960
Harold K. Shelton May 3, 1959
Lester G. Myers November 13, 1958
George W. Cassels July 12, 1953

For more information on these officers, and all MPD members who have died in the line of duty, visit the MPD website at www.mpdcd.c.gov/memorial.

1925-1950

Grady A. Beacham December 2, 1948
Mortimer P. Donoghue September 15, 1948
Hubert W. Estes May 16, 1947
Richard H. Taylor December 13, 1946
Harry E. Hamilton November 1, 1946
Donald W. Downs September 1, 1946
William J. Weston Jr. March 4, 1945
Charles R. Johnston May 9, 1943
Irving Rosenburg February 15, 1942
Uel M. Gaile August 19, 1940
Charles F. Cummins June 12, 1940
Robert W. Davis January 1, 1940
Raymond E. Grant August 14, 1939
Richard T. Conklin June 5, 1938
Earnest T. Wessells April 23, 1938
Paul W. Jones March 14, 1936
Frank L. Nussbaum February 16, 1936
Jessie L. Taylor May 1, 1931
Raymond V. Sinclair December 28, 1934
George W. Shinault August 14, 1932
Elmer A. Swanson July 6, 1932
Arthur H. Gelhar August 8, 1931
Charles D. Poole August 4, 1931
Frank J. Scoville September 24, 1930
Frederick W. Bauer June 6, 1930
Ross H. Kaylor December 10, 1929
Edgar P. Alexander November 16, 1929
Harry J. McDonald July 22, 1929
William S. Buchanan April 18, 1929
John F. McAuliffe January 21, 1929
Claude O. Rupe October 14, 1928
James G. Helm February 11, 1928
Leo W. Busch September 28, 1926
Earl A. Skinner June 9, 1926
Claude C. Koontz November 30, 1925

1900-1924

Raymond C. Leisinger August 28, 1924
John W. Purcell October 17, 1923
Frederick G. Stange February 28, 1923
Edmund P. Keleher January 10, 1922
George C. Chinn October 20, 1921
Samuel C. Hayden February 27, 1921
Preston E. Bradley February 21, 1921
Oscar A. McKimmie January 17, 1920
James E. Armstrong December 20, 1919
Isaac W. Halbfinger July 22, 1919
Harry Wilson July 21, 1919
Lester M. Kidwell July 11, 1918
John A. Conrad May 21, 1918
David T. Dunigan May 21, 1918
Willie R. Gawen March 2, 1915
William C. Farquhar October 22, 1913
Eugene C. Smith January 1, 1910
William H. Mathews March 5, 1909
William E. Yetton November 9, 1908
John J. Smith July 7, 1904

1800s

Junius B. Slack November 27, 1891
Adolphus Constantine September 10, 1891
Americus N. Crippen November 5, 1889
Frederick M. Passau May 17, 1889
John H. Fowler September 9, 1884
Francis M. Doyle December 29, 1871



CATHY L. LANIER
Chief of Police